

US00D760281S

(12) **United States Design Patent**
Schütz

(10) **Patent No.:** **US D760,281 S**
(45) **Date of Patent:** **** Jun. 28, 2016**

(54) **DISPLAY SCREEN OR PORTION THEREOF WITH ICON**

- (71) Applicant: **idp invent ag**, Olten (CH)
- (72) Inventor: **Matthias Schütz**, Olten (CH)
- (73) Assignee: **idp invent ag**, Olten (CH)
- (**) Term: **14 Years**
- (21) Appl. No.: **29/486,784**
- (22) Filed: **Apr. 2, 2014**

(30) **Foreign Application Priority Data**

Oct. 3, 2013 (CH) 140214

(51) **LOC (10) Cl.** **14-04**

(52) **U.S. Cl.**
USPC **D14/489**

(58) **Field of Classification Search**
USPC D14/485-495
CPC ... G06F 3/048; G06F 3/0481; G06F 3/04817;
G06F 3/0482

See application file for complete search history.

(56) **References Cited**

U.S. PATENT DOCUMENTS

D546,334 S *	7/2007	Seo	D14/485
D563,972 S *	3/2008	Sherry	D14/487
D598,027 S *	8/2009	Carpenter	D14/488
D600,712 S *	9/2009	LaManna	D14/492
D616,457 S *	5/2010	Carpenter	D14/488
D637,201 S *	5/2011	Wasko	D14/489
D638,441 S *	5/2011	Ording	D14/489
D647,914 S *	11/2011	Brouwers	D14/486
D654,925 S *	2/2012	Nishizawa	D14/488
D665,422 S *	8/2012	Morrow	D14/492
D698,817 S *	2/2014	Laverack	D14/489
D714,340 S *	9/2014	Mason	D14/489

D722,080 S * 2/2015 Sano D14/489

* cited by examiner

Primary Examiner — Angela J Lee

(74) *Attorney, Agent, or Firm* — Buchanan, Ingersoll & Rooney PC

(57) **CLAIM**

The ornamental design for a display screen or portion thereof with icon, as shown and described.

DESCRIPTION

The patent or application file contains at least one drawing executed in color. Copies of this patent with color drawing(s) will be provided by the Office upon request and payment of the necessary fee.

FIG. 1 is a front elevational view of a display screen or portion thereof with icon showing a first embodiment of my new design.

FIG. 2 is a further front elevational view thereof.

FIG. 3 is a further front elevational thereof.

FIG. 4 is a front elevational view of a display screen or portion thereof with icon showing a second embodiment of my new design.

FIG. 5 is a further front elevational view thereof.

FIG. 6 is a further front elevational thereof.

FIG. 7 is a rear elevational of the display screen or portion thereof with icon shown in FIGS. 2, 3, 5 and 6.

FIG. 8 is a top plan view thereof, the bottom view being a mirror image thereof; and,

FIG. 9 is a side elevational view thereof, the other side view being a mirror image thereof.

The dashed broken line showing a display screen or portion thereof forms no part of the claimed design.

The dot-dashed broken line of alpha-numeric characters shows environment that forms no part of the claimed design.

1 Claim, 8 Drawing Sheets
(3 of 8 Drawing Sheet(s) Filed in Color)

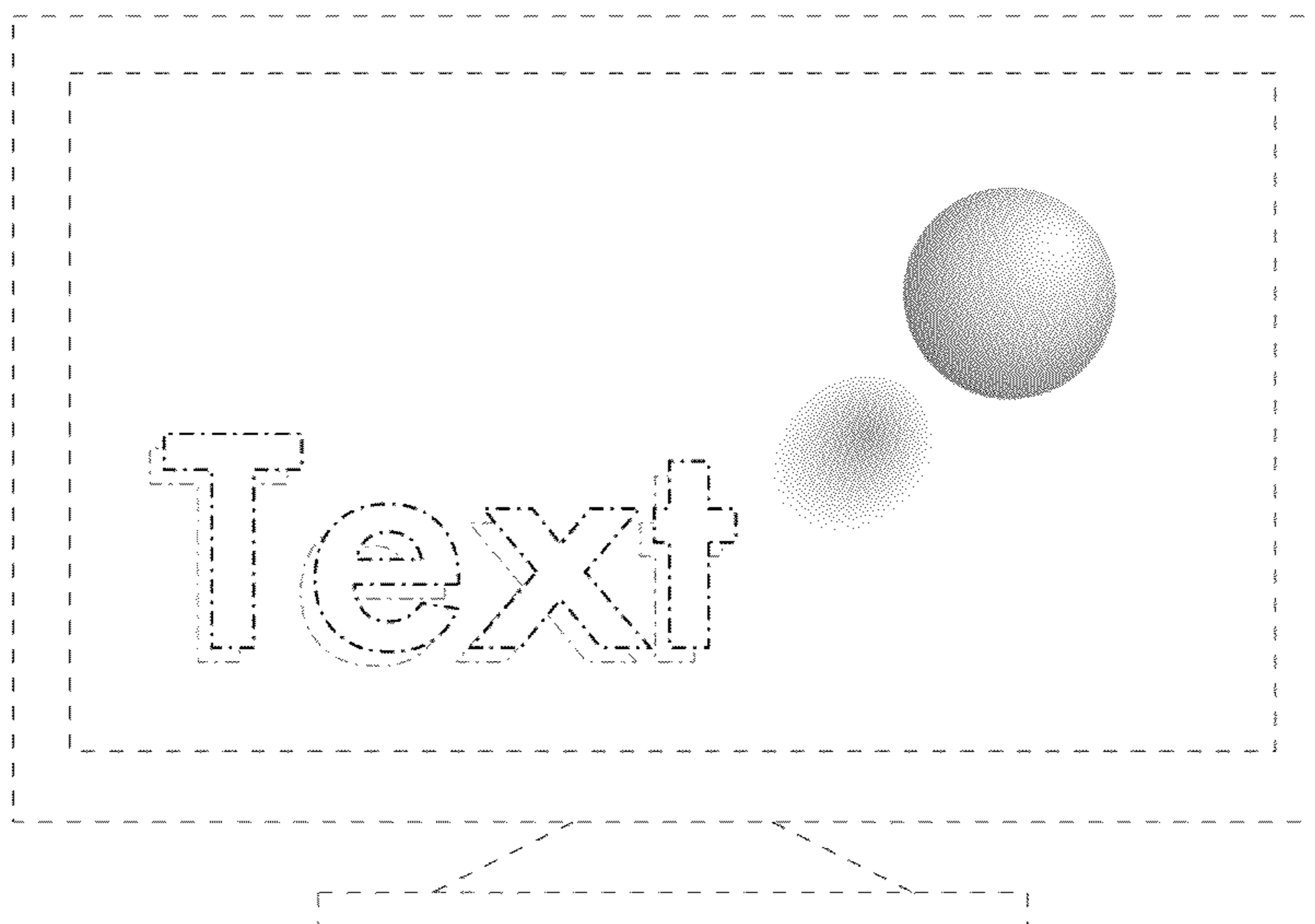


FIG. 1




FIG. 2




FIG. 3




FIG. 4




FIG. 5




FIG. 6




FIG. 7




FIG. 8



FIG. 9

