US00D760257S

(12) United States Design Patent

Zheng et al.

(10) Patent No.: US D760,257 S
(45) Date of Patent: ** Jun. 28, 2016

(54) **PORTION OF A DISPLAY SCREEN WITH ANIMATED GRAPHICAL USER INTERFACE**

(71) Applicant: **Tencent Technology (Shenzhen) Company Limited**, Shenzhen, Guangdong (CN)

(72) Inventors: **QiongQiong Zheng**, Guangdong (CN); **Qiru Chen**, Guangdong (CN); **Enhui Liu**, Guangdong (CN)

(73) Assignee: **Tencent Technology (Shenzhen) Company Limited** (CN)

(**) Term: **14 Years**

(21) Appl. No.: **29/489,333**

(22) Filed: **Apr. 29, 2014**

(51) **LOC (10) Cl.** **14-04**

(52) **U.S. Cl.**
USPC **D14/486**; D14/492

(58) **Field of Classification Search**
USPC D14/492
CPC G06F 3/0484; G06F 3/04842
See application file for complete search history.

(56) **References Cited**

U.S. PATENT DOCUMENTS

D552,621	S	*	10/2007	Sato	D14/486
D622,281	S	*	8/2010	Maitlen	D14/485
D651,510	S	*	1/2012	Anderson	D9/434
D654,929	S	*	2/2012	Morrow	D14/492
D654,930	S	*	2/2012	Morrow	D14/492
D665,421	S	*	8/2012	Morrow	D14/492
D665,422	S	*	8/2012	Morrow	D14/492
D683,744	S	*	6/2013	Hally	D14/486
D697,935	S	*	1/2014	Lee	D14/486
D701,223	S	*	3/2014	Cho	D14/486
D705,793	S	*	5/2014	Lee	D14/486
D706,280	S	*	6/2014	Lee	D14/485
D707,702	S	*	6/2014	Harre	D14/488
D712,914	S	*	9/2014	Lee	D14/486
D712,915	S	*	9/2014	Lee	D14/486
D723,051	S	*	2/2015	Park	D14/486
D741,355	S	*	10/2015	Zou	D14/487
D744,500	S	*	12/2015	Lee	D14/485
D744,513	S	*	12/2015	Ahn	D14/486

* cited by examiner

OTHER PUBLICATIONS

Sprocket Apps, Bubble Pop Mania Dec. 14, 2013, 148Apps.com [online], [site visited Jan. 19, 2016]. Available from Internet: <http://www.148apps.com/app/738038902/>.*

Primary Examiner — Karen E Kearney
Assistant Examiner — Katherine Holbrow
(74) *Attorney, Agent, or Firm* — Design IP

(57) **CLAIM**

The ornamental design for a portion of a display screen with animated graphical user interface, as shown and described.

DESCRIPTION

FIG. **1** is a front view of a portion of a display screen with animated graphical user interface, showing a first embodiment thereof;
FIG. **2** is a front view of a second image thereof;
FIG. **3** is a front view of a third image thereof;
FIG. **4** is a front view of a fourth image thereof;
FIG. **5** is a front view of a fifth image thereof;
FIG. **6** is a front view of a portion of a display screen with animated graphical user interface, showing a second embodiment thereof;
FIG. **7** is a front view of a second image thereof;
FIG. **8** is a front view of a third image thereof;
FIG. **9** is a front view of a fourth image thereof;
FIG. **10** is a front view of a fifth image thereof;
FIG. **11** is a front view of a portion of a display screen with animated graphical user interface, showing a third embodiment thereof;
FIG. **12** is a front view of a second image thereof;
FIG. **13** is a front view of a third image thereof;
FIG. **14** is a front view of a fourth image thereof;
FIG. **15** is a front view of a fifth image thereof;



FIG. **16** is a front view of a portion of a display screen with animated graphical user interface, showing a fourth embodiment thereof;
FIG. **17** is a front view of a second image thereof;
FIG. **18** is a front view of a third image thereof;
FIG. **19** is a front view of a fourth image thereof;
FIG. **20** is a front view of a portion of a display screen with animated graphical user interface, showing a fifth embodiment thereof;
FIG. **21** is a front view of a second image thereof;
FIG. **22** is a front view of a third image thereof;
FIG. **23** is a front view of a fourth image thereof; and,
FIG. **24** is a front view of a fifth image thereof.
In the first embodiment, the appearance of the transitional image sequentially transitions between the images shown in FIGS. **1** through **5**. In the second embodiment, the appearance of the transitional image sequentially transitions between the images shown in FIGS. **6** through **10**. In the third embodiment, the appearance of the transitional image sequentially transitions between the images shown in FIGS. **11** through **15**. In the fourth embodiment, the appearance of the transitional image sequentially transitions between the images shown in FIGS. **16** through **19**. In the fifth embodiment, the appearance of the transitional image sequentially transitions between the images shown in FIGS. **20** through **24**. The process or period in which one image transitions to another image forms no part of the claimed design.
The broken line showing of a portion of a display screen and a mobile device in FIGS. **1** through **24** forms no part of the claimed design. The broken line showing of text and portions of the graphical user interface in FIGS. **1** through **24** represents environmental subject matter and forms no part of the claimed design.

1 Claim, 24 Drawing Sheets

FIG. 1

FIG. 2



FIG. 3

FIG. 4

FIG. 5

FIG. 6

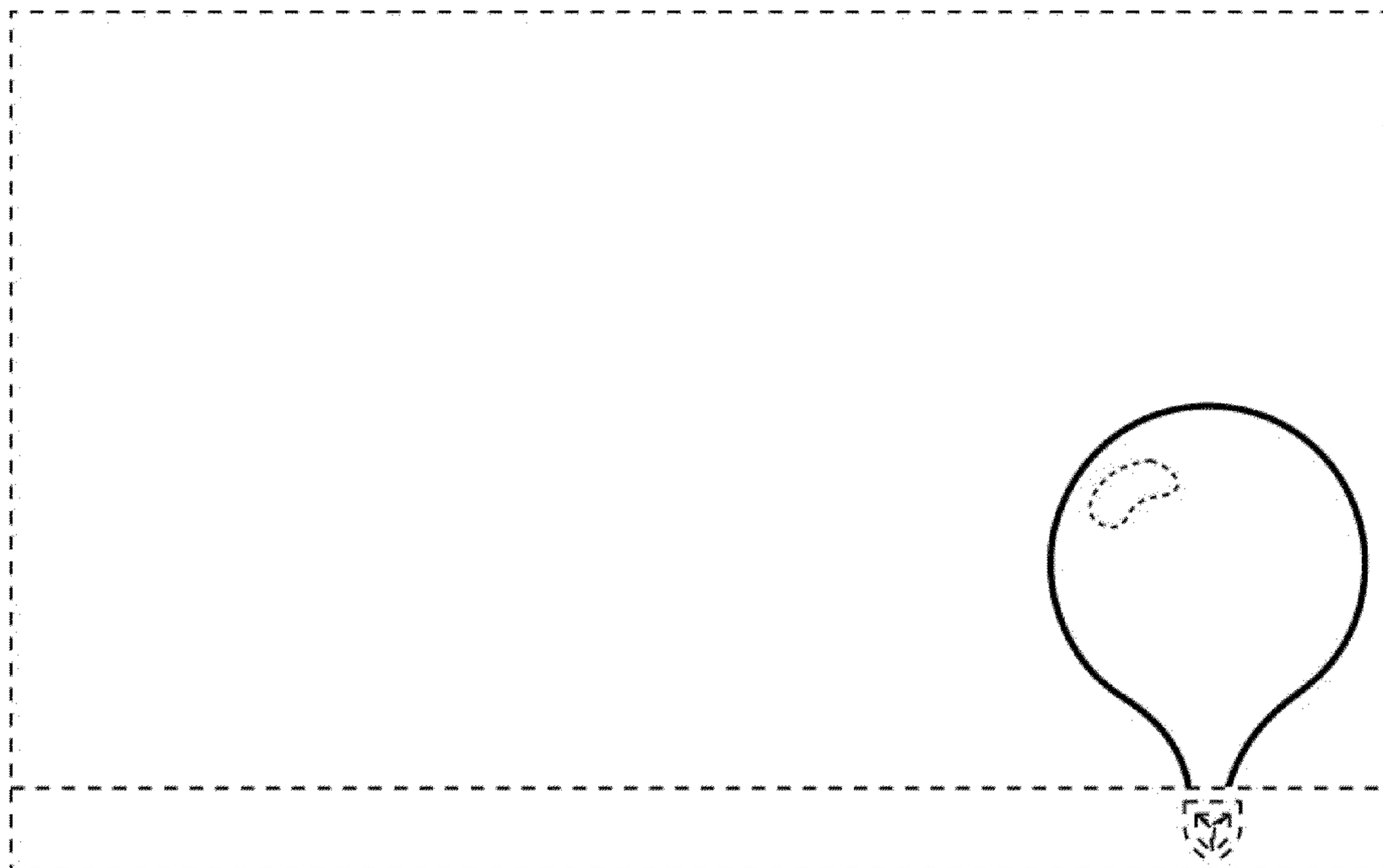

FIG. 7



FIG. 8



FIG. 9

FIG. 10

FIG. 11

FIG. 12

FIG. 13

FIG. 14



FIG. 15

FIG. 16

FIG. 17

FIG. 18

FIG. 19



FIG. 20

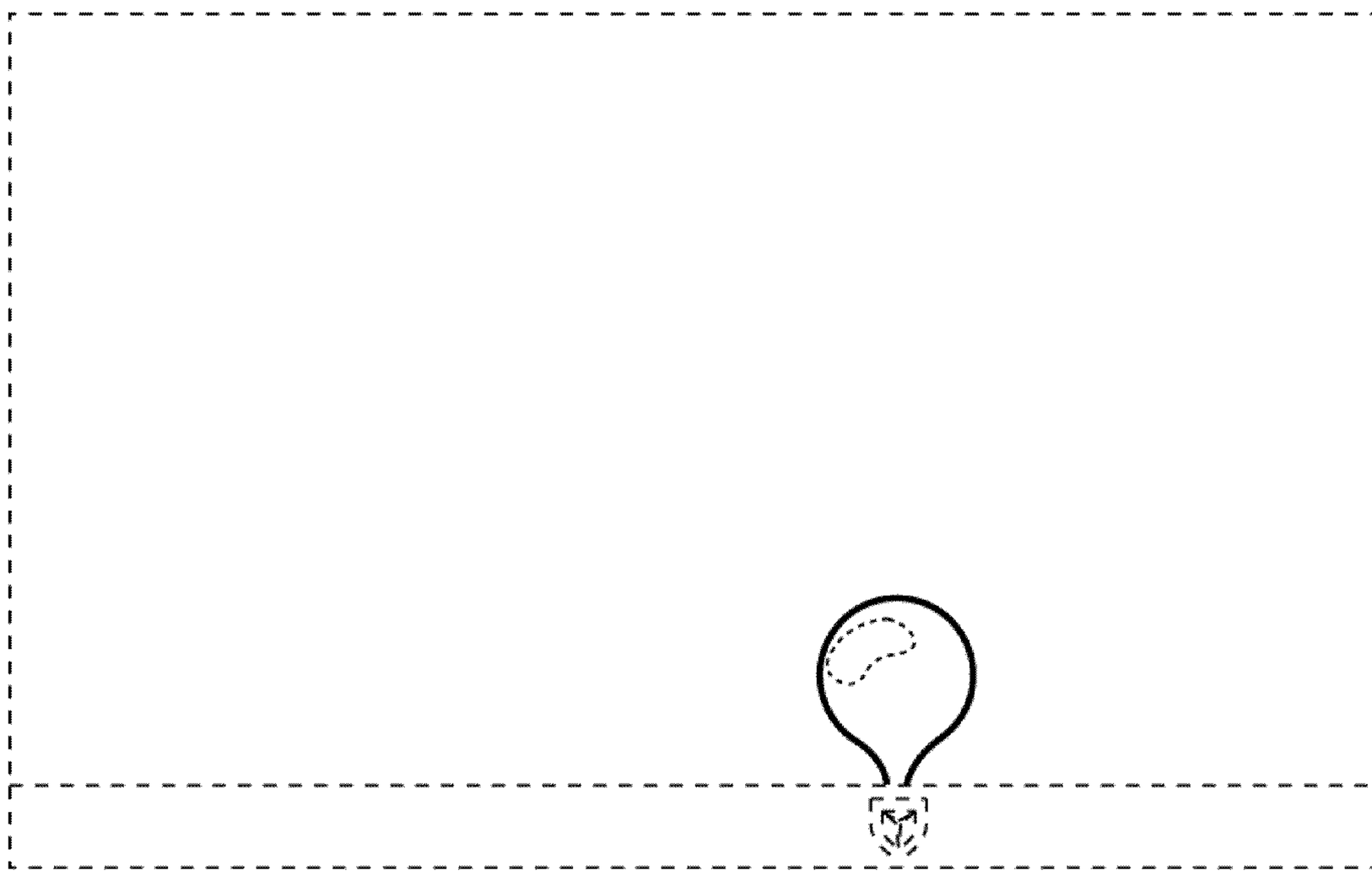

FIG. 21

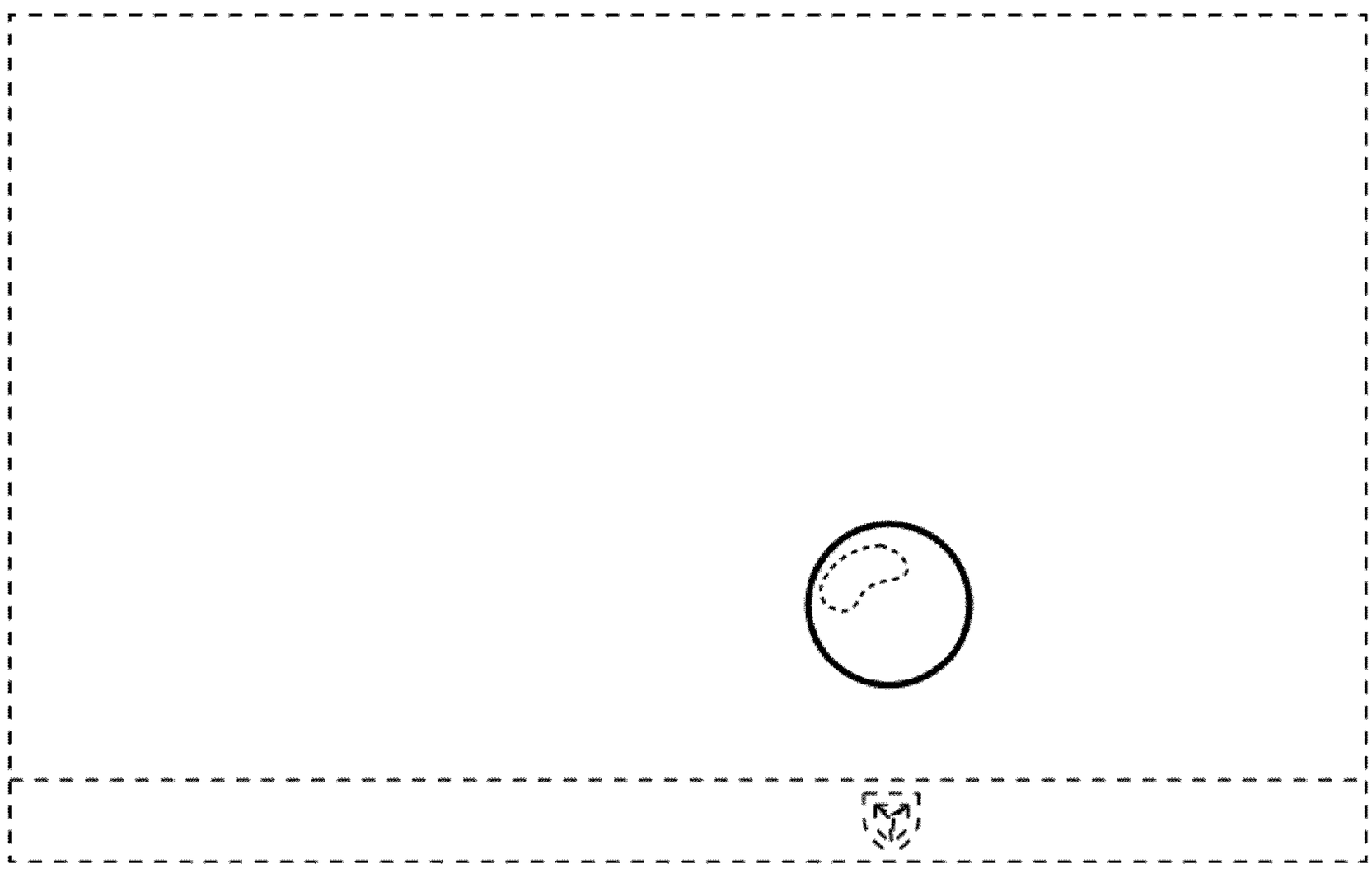

FIG. 22

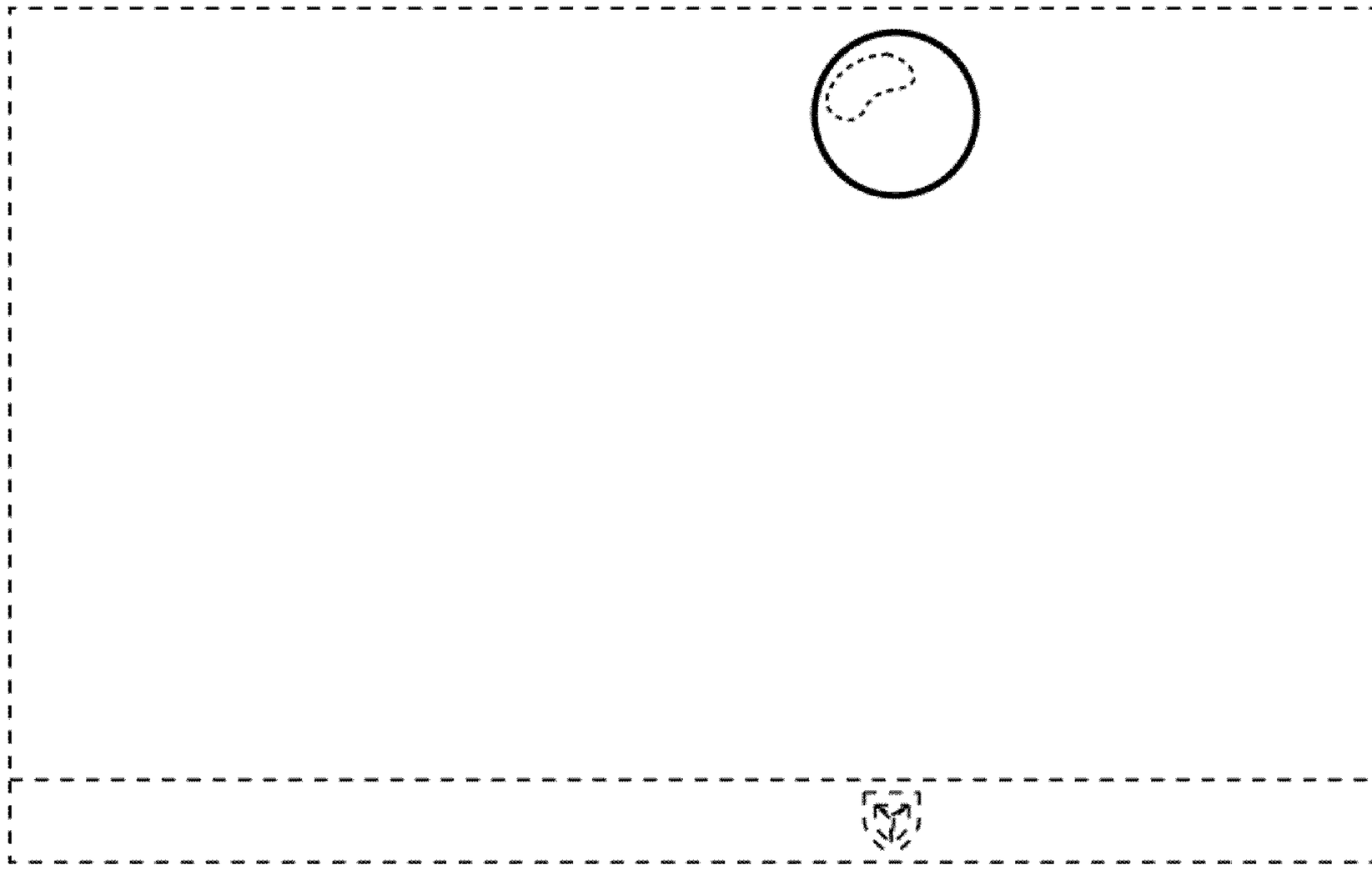

FIG. 23

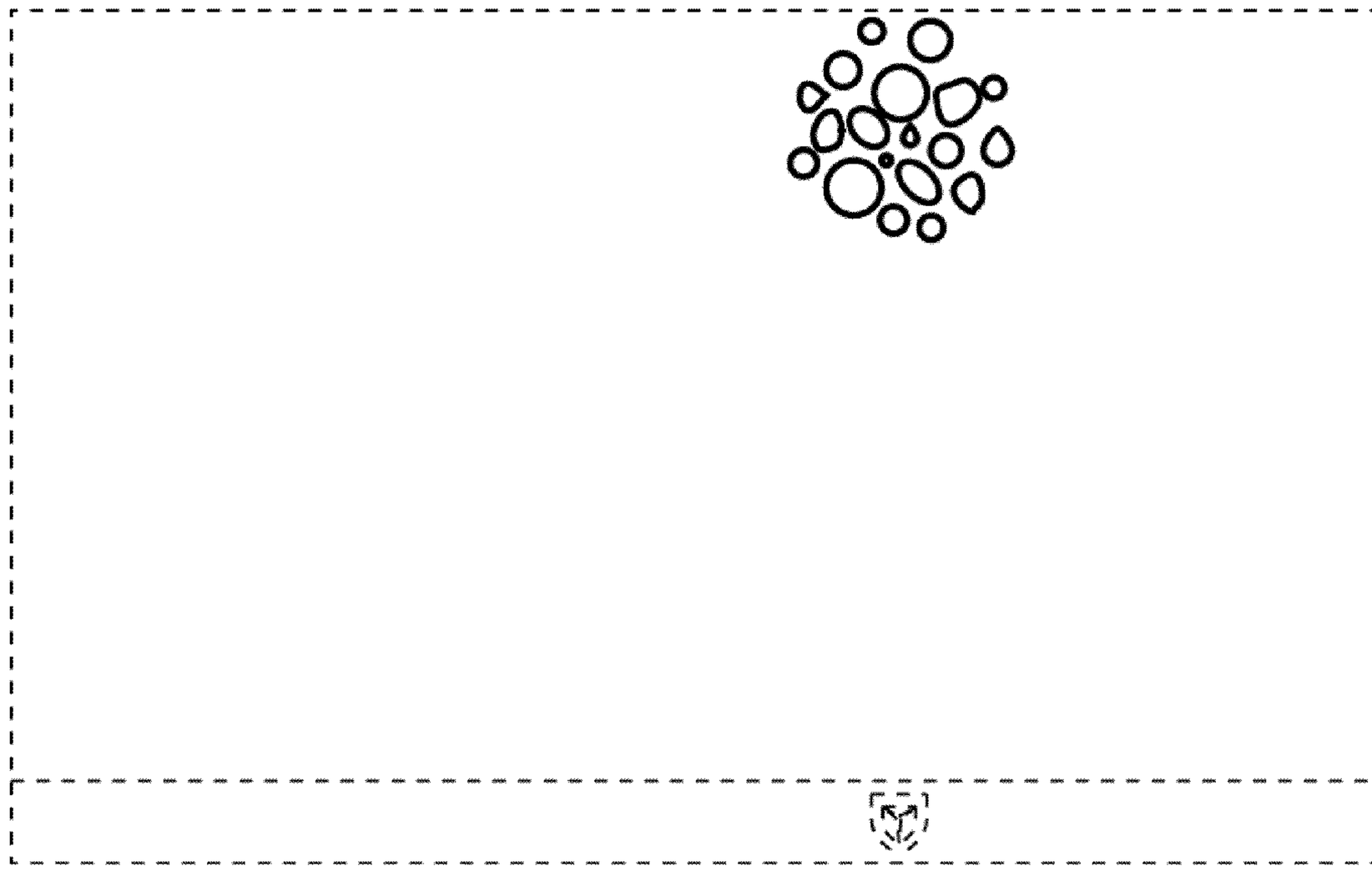

FIG. 24