



US00D760239S

(12) **United States Design Patent**
Hirai

(10) **Patent No.:** **US D760,239 S**
(45) **Date of Patent:** **** Jun. 28, 2016**

(54) **DISPLAY SCREEN OF A PORTABLE
TERMINAL WITH ANIMATED GRAPHICAL
USER INTERFACE**

D712,910 S * 9/2014 Liao D14/486
D726,761 S * 4/2015 Park D14/489
D732,072 S * 6/2015 Ying D14/489

(Continued)

(71) Applicant: **YAHOO JAPAN CORPORATION,**
Tokyo (JP)

OTHER PUBLICATIONS

(72) Inventor: **Yasufumi Hirai,** Tokyo (JP)

Cube Vectors, announced 2015 [online], [site visited Nov. 18, 2015].
Available from Internet, URL: <<http://www.freepik.com/freephotovectors/cube>>.*

(73) Assignee: **YAHOO JAPAN CORPORATION,**
Tokyo (JP)

(Continued)

(**) Term: **14 Years**

Primary Examiner — Barbara Fox
Assistant Examiner — Dana K Weiland

(21) Appl. No.: **29/482,651**

(74) *Attorney, Agent, or Firm* — Oliff PLC

(22) Filed: **Feb. 20, 2014**

(57) **CLAIM**

(51) **LOC (10) Cl.** **14-04**

The ornamental design for a display screen of a portable terminal with animated graphical user interface, as shown and described.

(52) **U.S. Cl.**

USPC **D14/485**

(58) **Field of Classification Search**

USPC D14/341, 485–495; D18/27, 29, 53
CPC G06F 3/04817; G06F 3/0481; G06F
3/04847; E03C 1/05; A63F 2300/308; A63F
13/53; H04M 1/72519; G06T 13/80; G06T
15/02

See application file for complete search history.

DESCRIPTION

FIG. 1 is a front view of the first image in the sequence of a display screen of a portable terminal with animated graphical user interface showing the new design;
FIG. 2 is a front view of the second image thereof;
FIG. 3 is a top view of the portable terminal;
FIG. 4 is the right side view thereof;
FIG. 5 is the left side view thereof;
FIG. 6 is the rear view thereof; and,
FIG. 7 is the bottom view thereof.



The appearance of the transitional image sequentially transitions between the images shown in FIGS. 1-2. The process or period in which one image transitions to another image forms no part of the claimed design. The broken lines shown in the drawings represent portions of the display screen of a portable terminal with animated graphical user interface that form no part of the claimed design. The broken lines showing a portable terminal in FIGS. 3-7 represent environment and form no part of the claimed design.

(56) **References Cited**

U.S. PATENT DOCUMENTS

1,527,051 A * 2/1925 Lard Longan G09B 19/00
211/1
5,634,821 A * 6/1997 Crane, Jr. H01R 9/091
439/660
D394,251 S * 5/1998 Arnone D14/488
D525,631 S * 7/2006 Kaminaga D14/489
D547,365 S * 7/2007 Reyes D18/27
D563,990 S * 3/2008 Okuyama D14/492
D574,847 S * 8/2008 O'Donnell D14/492
D576,635 S * 9/2008 Nathan D14/488
D588,607 S * 3/2009 O'Donnell D14/489
D623,657 S * 9/2010 Fitzmaurice D14/488
D678,323 S * 3/2013 Yoshida D14/493

1 Claim, 6 Drawing Sheets



(56)

References Cited

U.S. PATENT DOCUMENTS

D736,817 S * 8/2015 Trabona D14/487
D740,316 S * 10/2015 Kim D14/489
D740,317 S * 10/2015 Seo D14/489
D742,411 S * 11/2015 Kim D14/492
2001/0003835 A1* 6/2001 Watts G06F 1/3203
719/318
2002/0075329 A1* 6/2002 Prabhu G06F 3/0481
715/854
2005/0125742 A1* 6/2005 Grotjohn G06F 3/0481
715/799
2007/0097115 A1* 5/2007 Ok G06F 3/04815
345/419
2008/0238916 A1* 10/2008 Ghosh G06F 3/04815
345/419

2013/0190087 A1* 7/2013 Somarajapuram A63F 13/00
463/32
2015/0066586 A1* 3/2015 Teraoka G06Q 30/0201
705/7.29

OTHER PUBLICATIONS

Handle With Care Clip Art, announced May 16, 2012 [online], [site visited Nov. 18, 2015]. Available from Internet, URL: <<http://www.clker.com/cliparthandlewithcare1.html>>.*
Logistics Manager Suite, announced Jul. 12, 2011 [online], [site visited Nov. 23, 2015]. Available from Internet, URL: <<http://www.trademarkia.com/logistics-manager-suite-85001893.html>>.*
Ray Tracing, announced Feb. 14, 2014 [online], [site visited Nov. 18, 2015]. Available from Internet, URL: <<http://www.britishideas.com/tag/blender/>>.*

* cited by examiner




FIG. 1




FIG. 2




FIG. 3




FIG. 4




FIG. 5




FIG. 6




FIG. 7