



US00D760237S

(12) **United States Design Patent**
Sabadosh et al.

(10) **Patent No.:** **US D760,237 S**
(45) **Date of Patent:** **** Jun. 28, 2016**

(54) **DISPLAY SCREEN WITH A GRAPHICAL USER INTERFACE FOR A MANAGEMENT CONSOLE APPLICATION**

(71) Applicant: **SkySocket, LLC**, Atlanta, GA (US)
(72) Inventors: **Nicholas A. Sabadosh**, Atlanta, GA (US); **Christopher N. Blair**, Atlanta, GA (US)

(73) Assignee: **AirWatch LLC**, Atlanta, GA (US)

(**) Term: **14 Years**

(21) Appl. No.: **29/475,656**

(22) Filed: **Dec. 5, 2013**

(51) **LOC (10) Cl.** **14-04**

(52) **U.S. Cl.**
USPC **D14/485**

(58) **Field of Classification Search**
USPC D14/485-490
CPC G06F 3/0482; G06F 3/04842; G06F 3/04817
See application file for complete search history.

(56) **References Cited**

U.S. PATENT DOCUMENTS

D531,637 S *	11/2006	Chotai	D14/486
D593,114 S *	5/2009	Vakkalanka	D14/486
D661,701 S *	6/2012	Brown	D14/486
D679,284 S *	4/2013	Rounding	D14/486
8,453,067 B1 *	5/2013	Holler	G06F 3/0482 715/764
D684,585 S *	6/2013	Plesnicher	D14/486
D723,048 S *	2/2015	Helliker	D14/486
D735,729 S *	8/2015	Dowers, II	D14/485
2007/0035764 A1 *	2/2007	Aldrich	G06F 17/3028 358/1.15
2009/0300580 A1 *	12/2009	Heyhoe	G06F 8/71 717/106

2011/0078560 A1 *	3/2011	Weeldreyer	G06F 17/214 715/255
2012/0207365 A1 *	8/2012	Verstraeten	G06F 19/3437 382/128
2013/0167017 A1 *	6/2013	Ikegami	G06F 3/0482 715/243
2013/0219334 A1 *	8/2013	Campbell	G06F 3/048 715/810
2013/0246950 A1 *	9/2013	Freestone	G06F 17/3089 715/765
2013/0310702 A1 *	11/2013	Reinders	A61B 18/1233 600/547
2013/0311557 A1 *	11/2013	Motes	G06F 3/0482 709/204
2013/0339896 A1 *	12/2013	Shadle	G06F 3/0482 715/777

* cited by examiner

Primary Examiner — Sheryl Lane

Assistant Examiner — Nicole Shiflet

(74) *Attorney, Agent, or Firm* — Thomas | Horstemeyer, LLP

(57) **CLAIM**

The ornamental design for a display screen with a graphical user interface for a management console application, as shown and described.

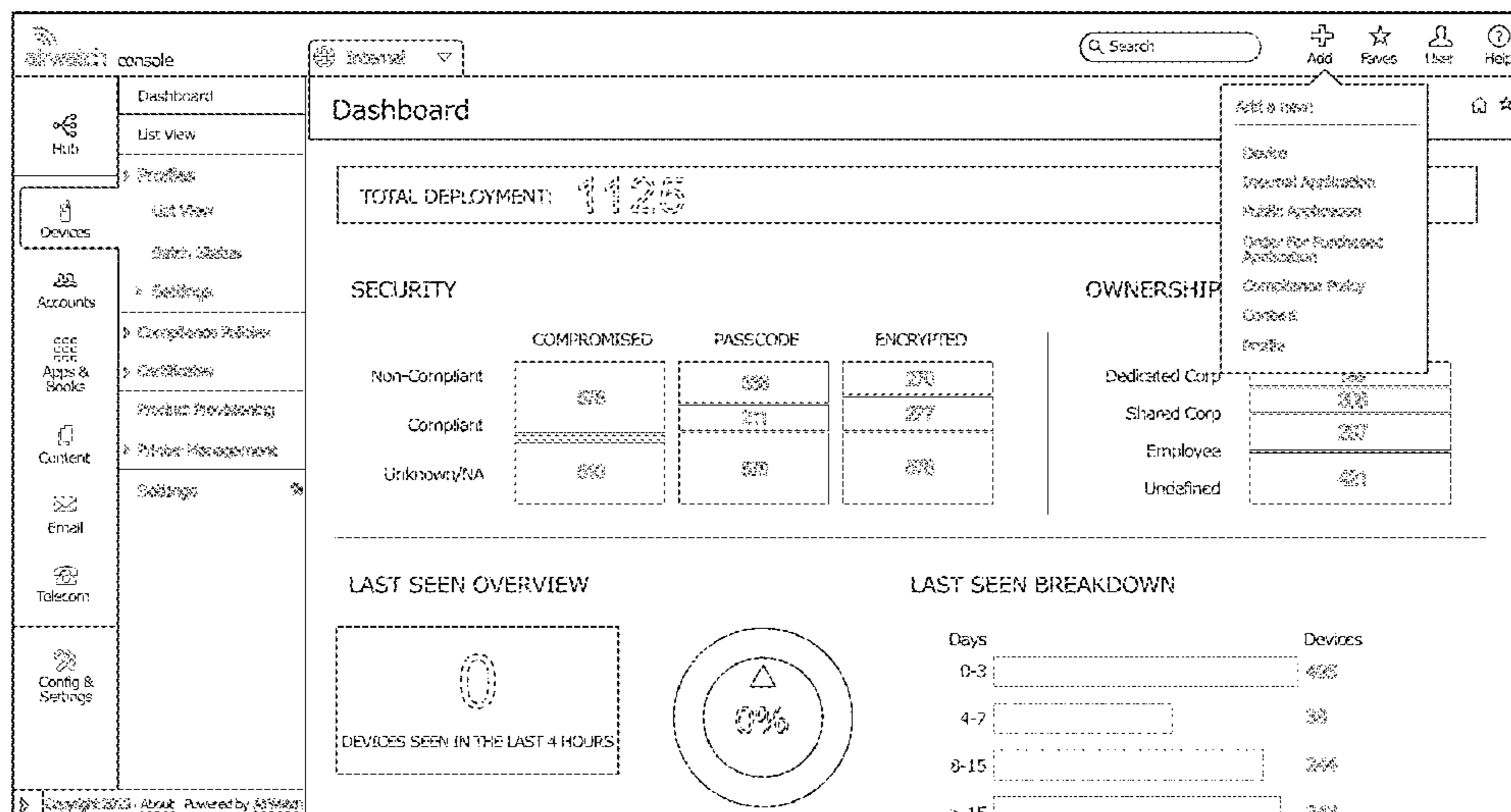
DESCRIPTION

FIG. 1 is a front view of a graphical user interface design for a management console application as displayed on an electronic device; and,

FIG. 2 is a front view of a second embodiment thereof.

The broken lines showing portions of the graphical user interface and text are included for the purpose of illustrating environmental structure and form no part of the claimed design. The outer edge of the display screen is understood to be congruent with the outer edge of the graphical user interface.

1 Claim, 2 Drawing Sheets



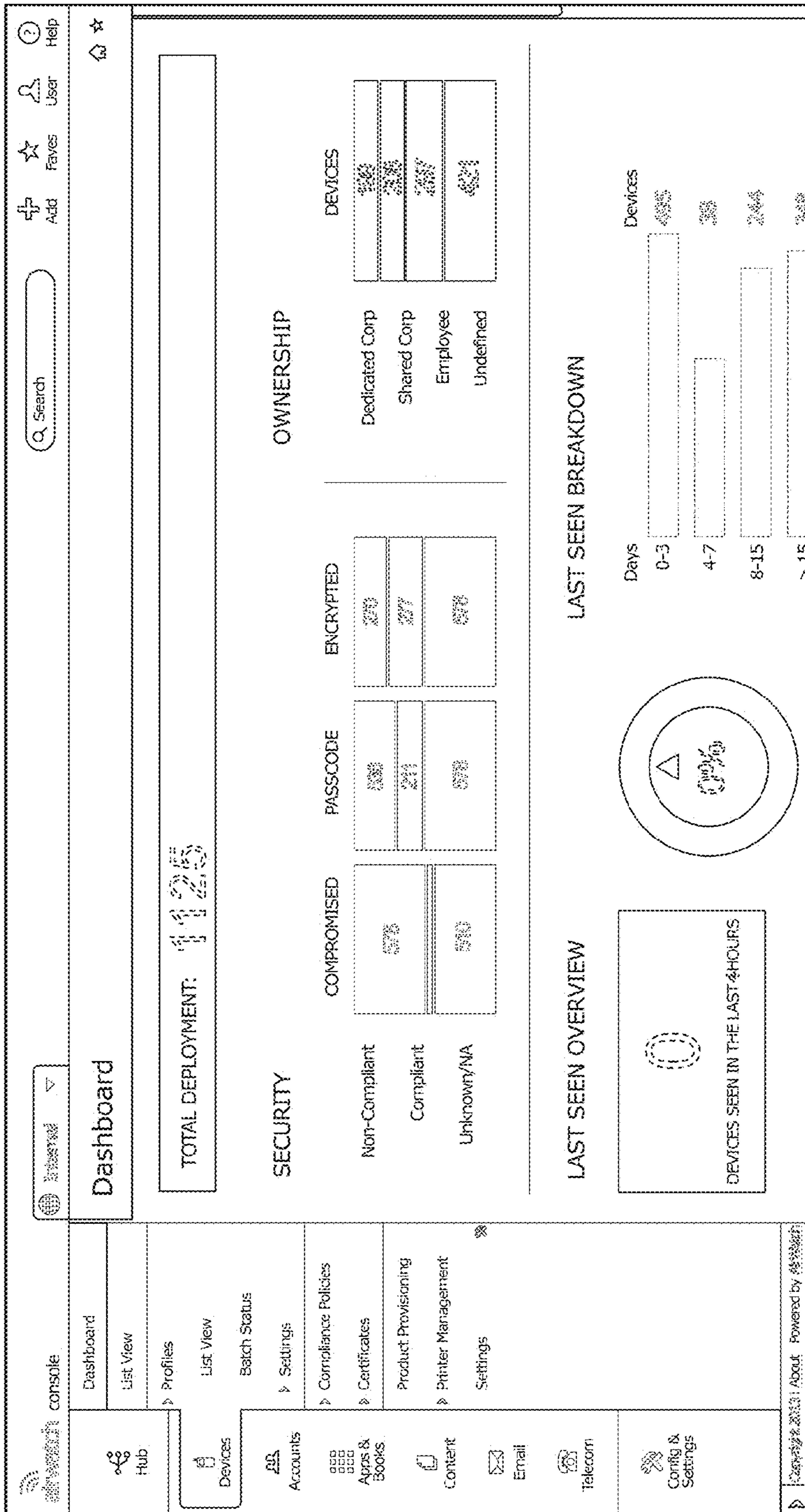


FIG. 1

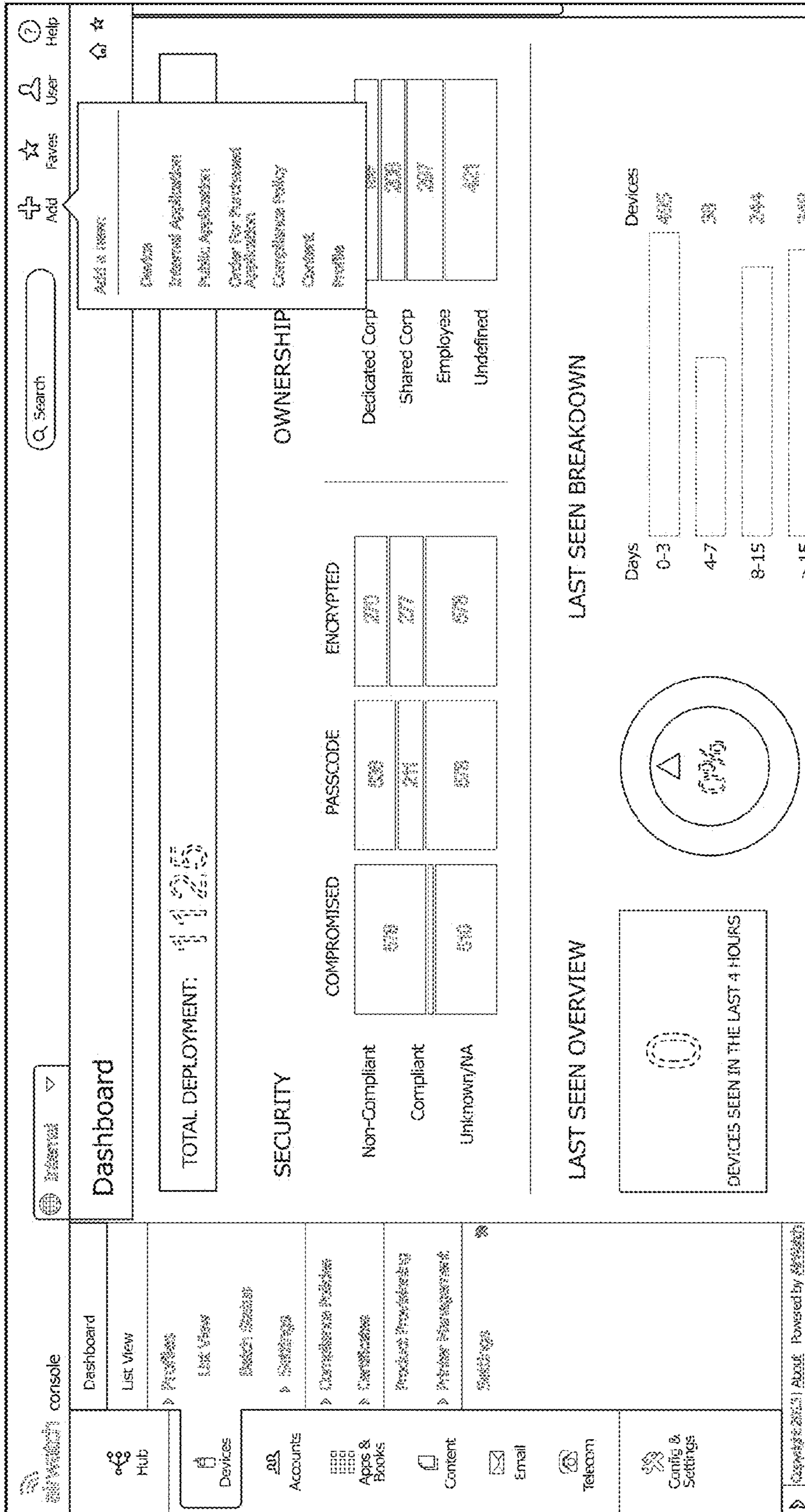


FIG. 2