



US00D760225S

(12) **United States Design Patent**
Passmore et al.

(10) **Patent No.:** **US D760,225 S**
(45) **Date of Patent:** **** Jun. 28, 2016**

- (54) **VIRTUAL REALITY HEADSET**
- (71) Applicant: **Ariadne's Thread (USA), Inc.**, Solana Beach, CA (US)
- (72) Inventors: **Charles Gregory Passmore**, Austin, TX (US); **Adam Li**, Solana Beach, CA (US)
- (73) Assignee: **ARIADNE'S THREAD (USA), INC.**, solana beach, CA (US)

D732,028 S *	6/2015	Kim	D14/372
D739,855 S *	9/2015	Bosveld	D14/372
D740,810 S *	10/2015	Bosveld	D14/372
D740,815 S *	10/2015	Bosveld	D14/372
D741,324 S *	10/2015	Bosveld	D14/372
D741,325 S *	10/2015	Bosveld	D14/372
D741,327 S *	10/2015	Reznik	D14/372
D741,858 S *	10/2015	Bosveld	D14/372
D749,580 S *	2/2016	Kim	D14/372
D751,072 S *	3/2016	Lyons	D14/372
D752,680 S *	3/2016	Kim	D14/372

(**) Term: **15 Years**

(21) Appl. No.: **29/536,821**

(22) Filed: **Aug. 19, 2015**

(51) **LOC (10) Cl.** **14-02**

(52) **U.S. Cl.**
USPC **D14/372**

(58) **Field of Classification Search**
USPC D14/372, 496, 432, 371, 125, 126, 129, D14/299; D16/300-342; 351/158, 153, 144; 345/7-9, 905; 455/344; 348/115, 53, 348/121, 739
CPC G02B 27/017; G02B 27/0158; G02B 27/0161; G02B 27/0181; G02B 27/0185; G02B 27/0189

See application file for complete search history.

(56) **References Cited**

U.S. PATENT DOCUMENTS

D719,953 S *	12/2014	Nokuo	D14/372
D727,896 S *	4/2015	Laluque	D14/372

* cited by examiner

Primary Examiner — Austin Murphy

(74) *Attorney, Agent, or Firm* — Joseph Mayo; Arc IP Law, PC

(57) **CLAIM**

The ornamental design for a virtual reality headset, as shown and described.

DESCRIPTION

FIG. 1 is an upper perspective view of a virtual reality headset.

FIG. 2 is a lower perspective view of the virtual reality headset of FIG. 1.

FIG. 3 is a front view of the virtual reality headset of FIG. 1.


FIG. 4 is a back view of the virtual reality headset of FIG. 1.

FIG. 5 is a left side view of the virtual reality headset of FIG. 1, of which the right side view is a mirror image.

FIG. 6 is a top view of the virtual reality headset of FIG. 1; and,

FIG. 7 is a bottom view of the virtual reality headset of FIG. 1.

1 Claim, 7 Drawing Sheets






FIG. 1

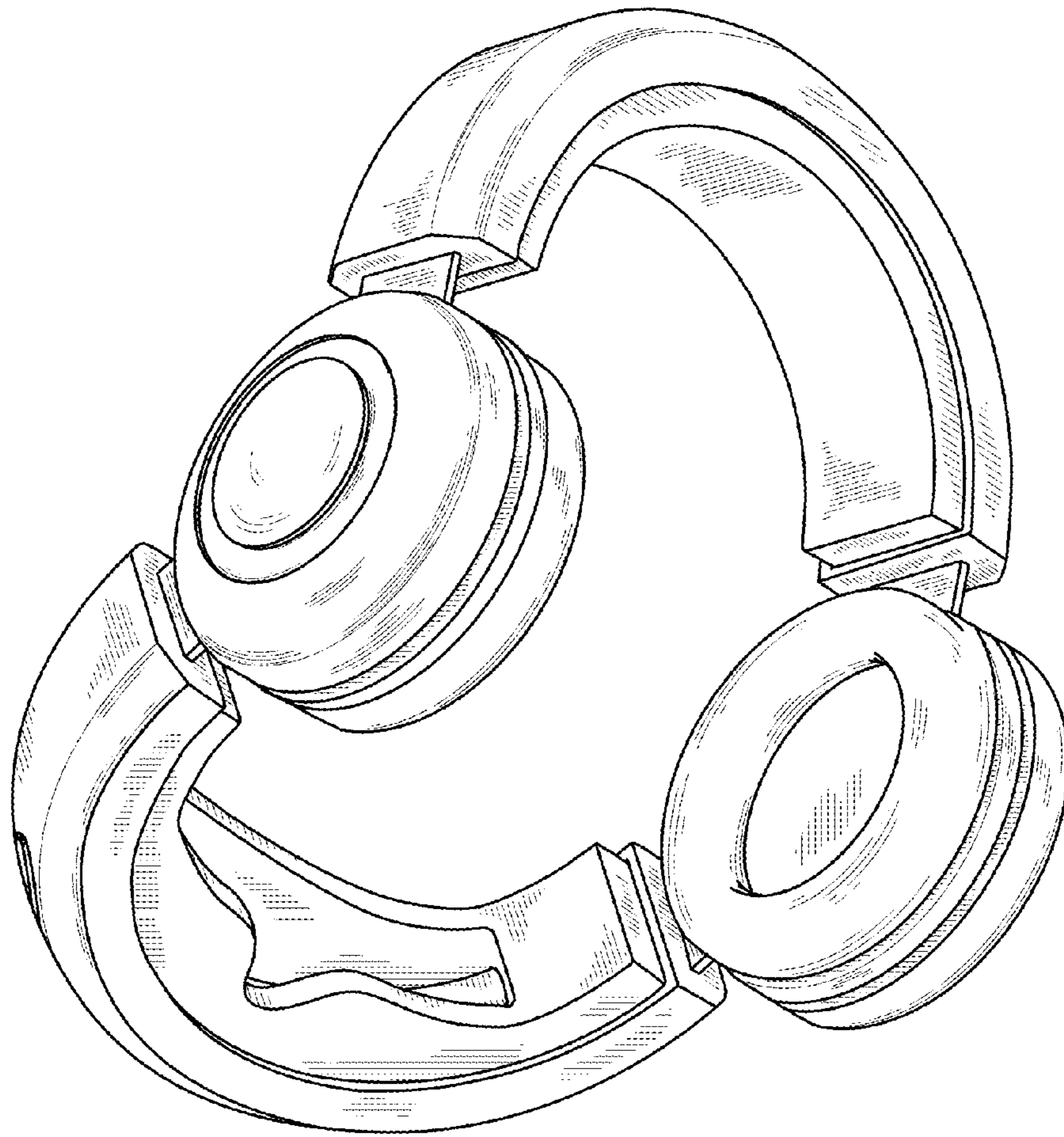


FIG. 2

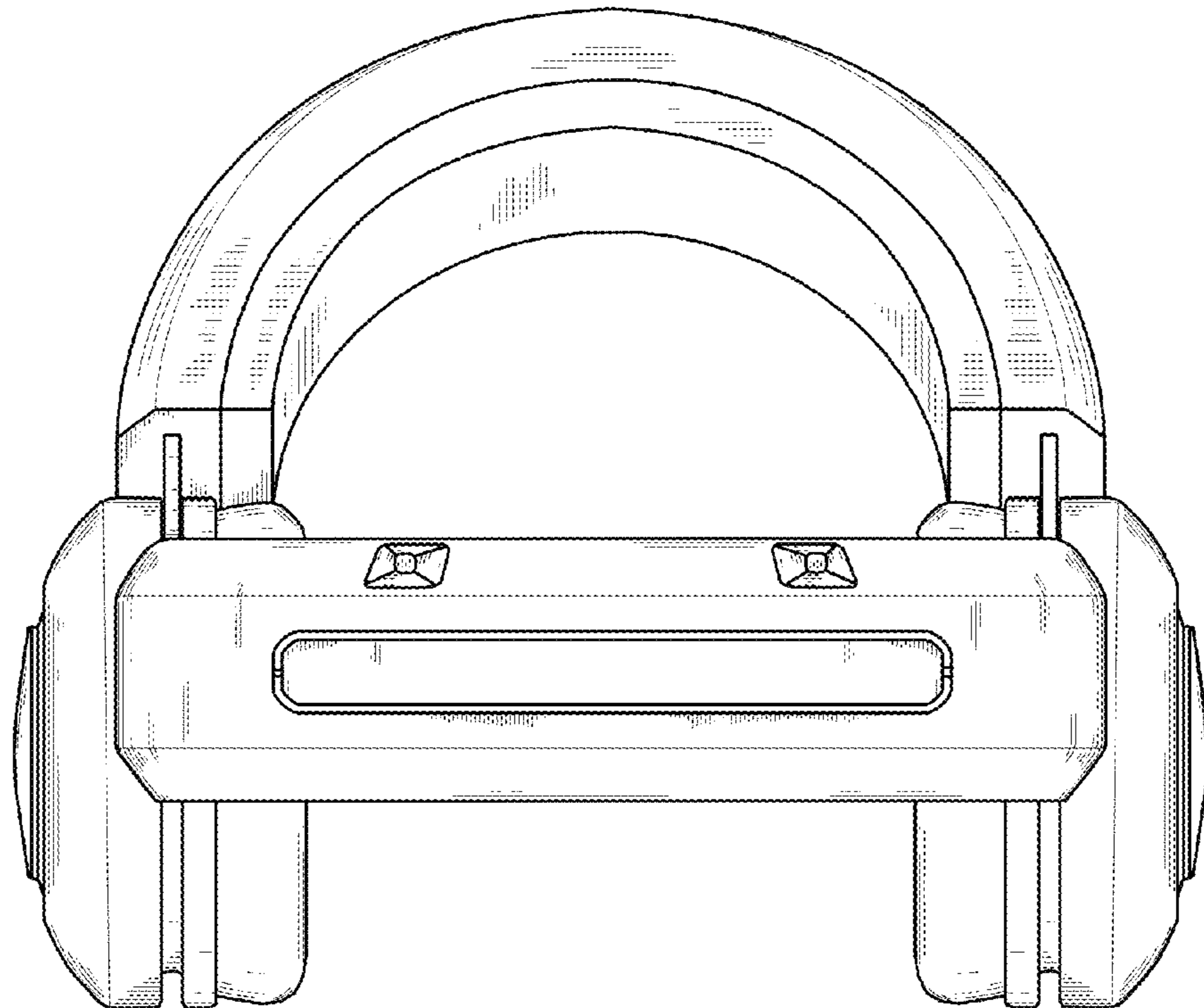


FIG. 3

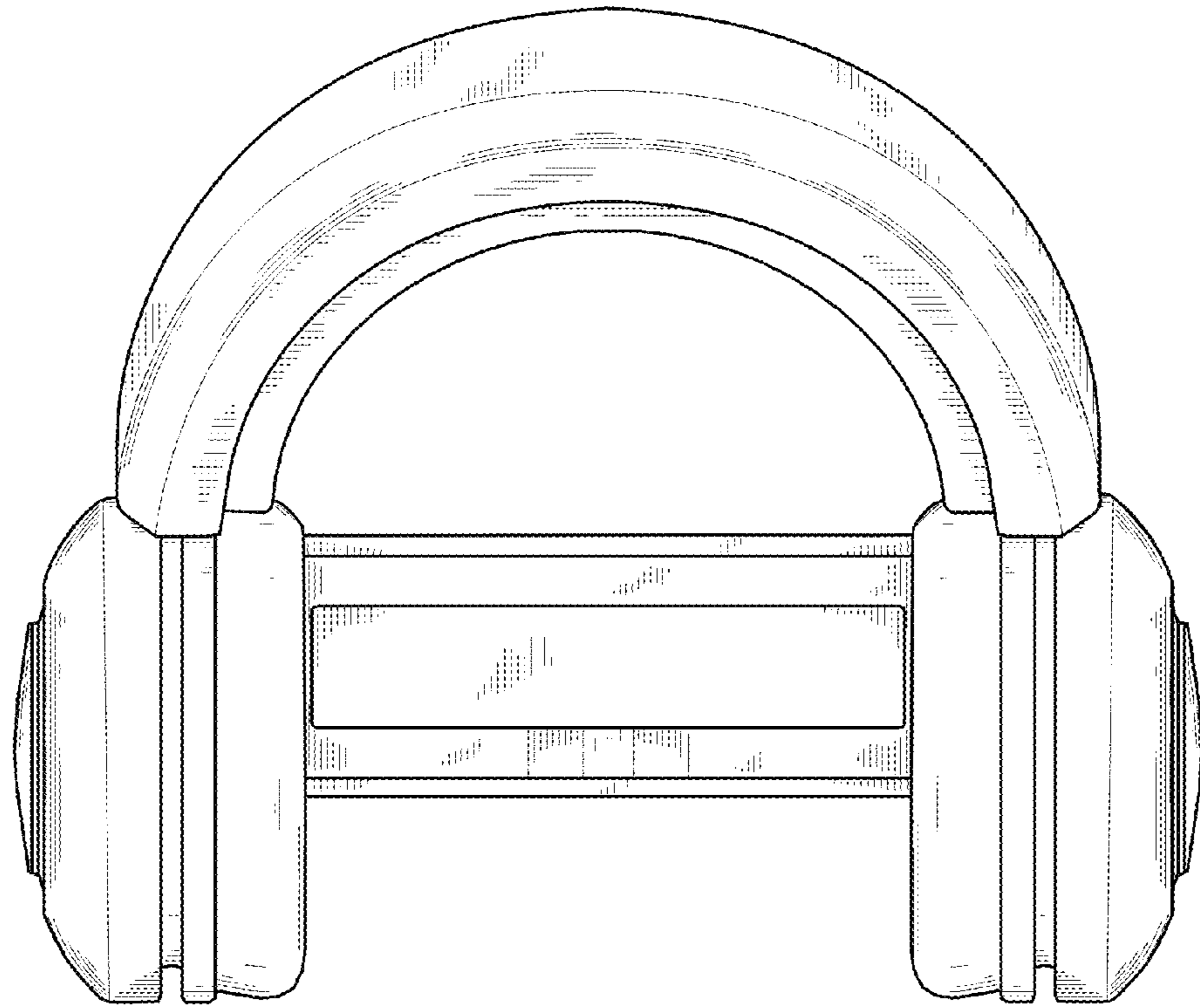


FIG. 4

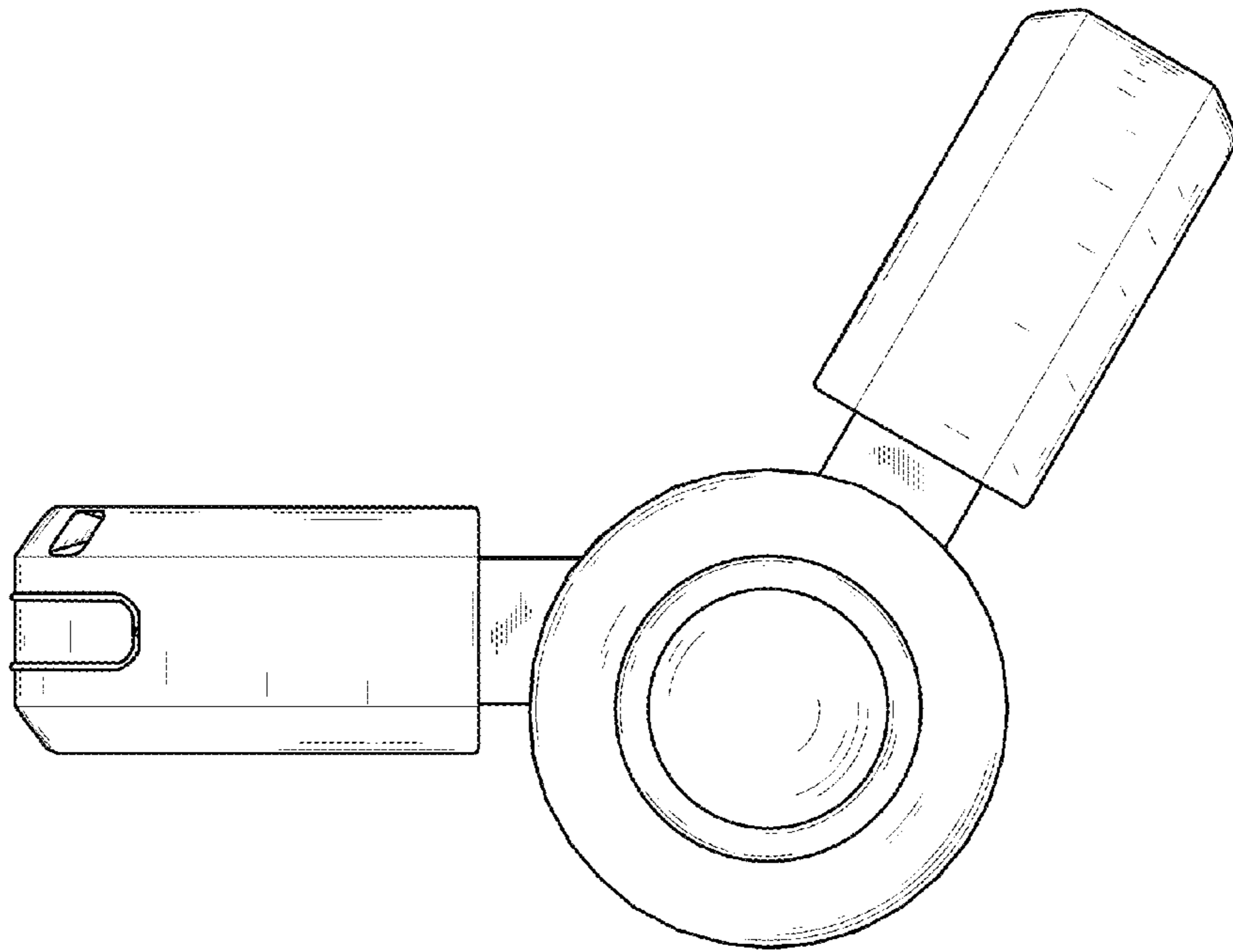


FIG. 5

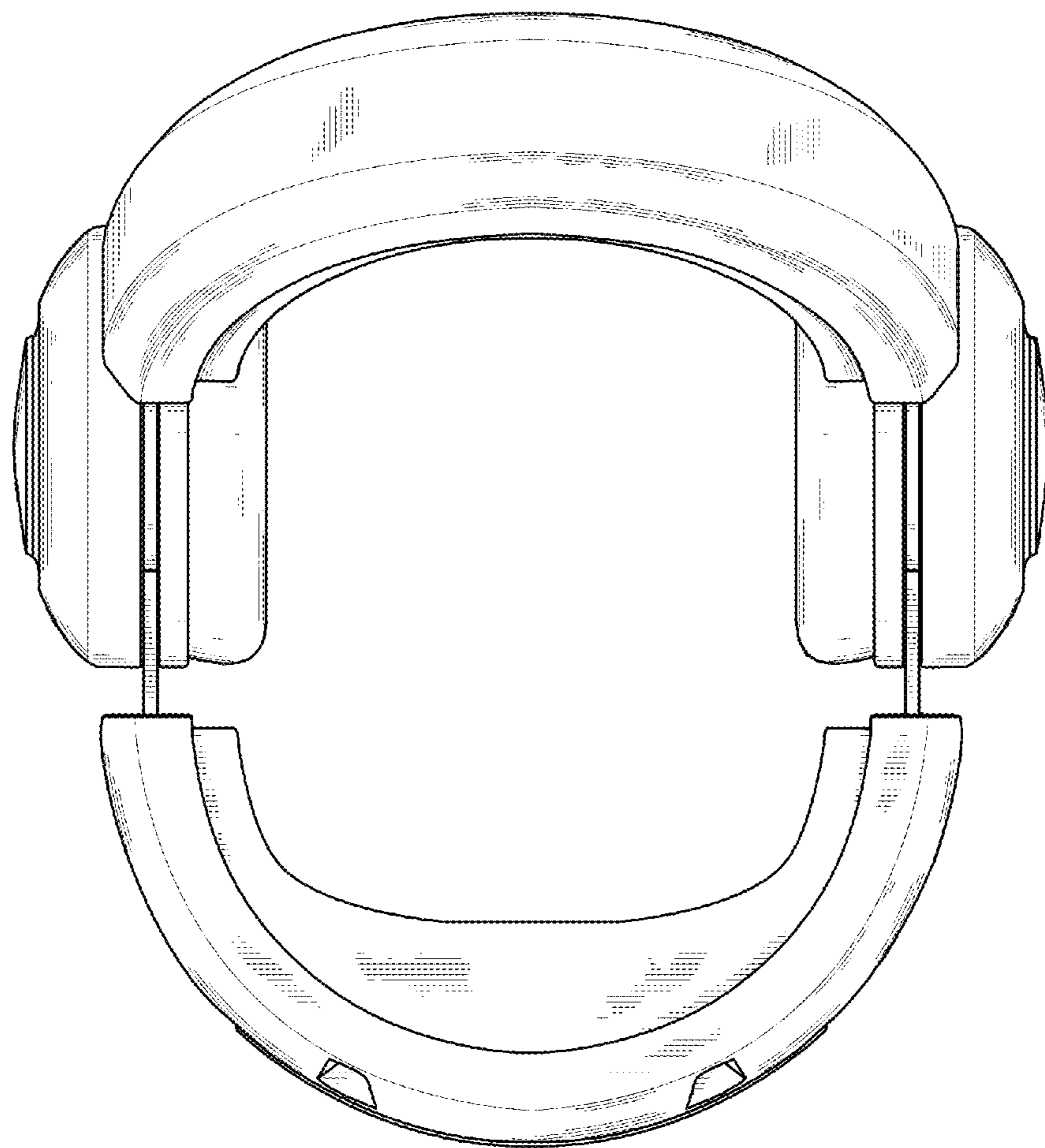


FIG. 6

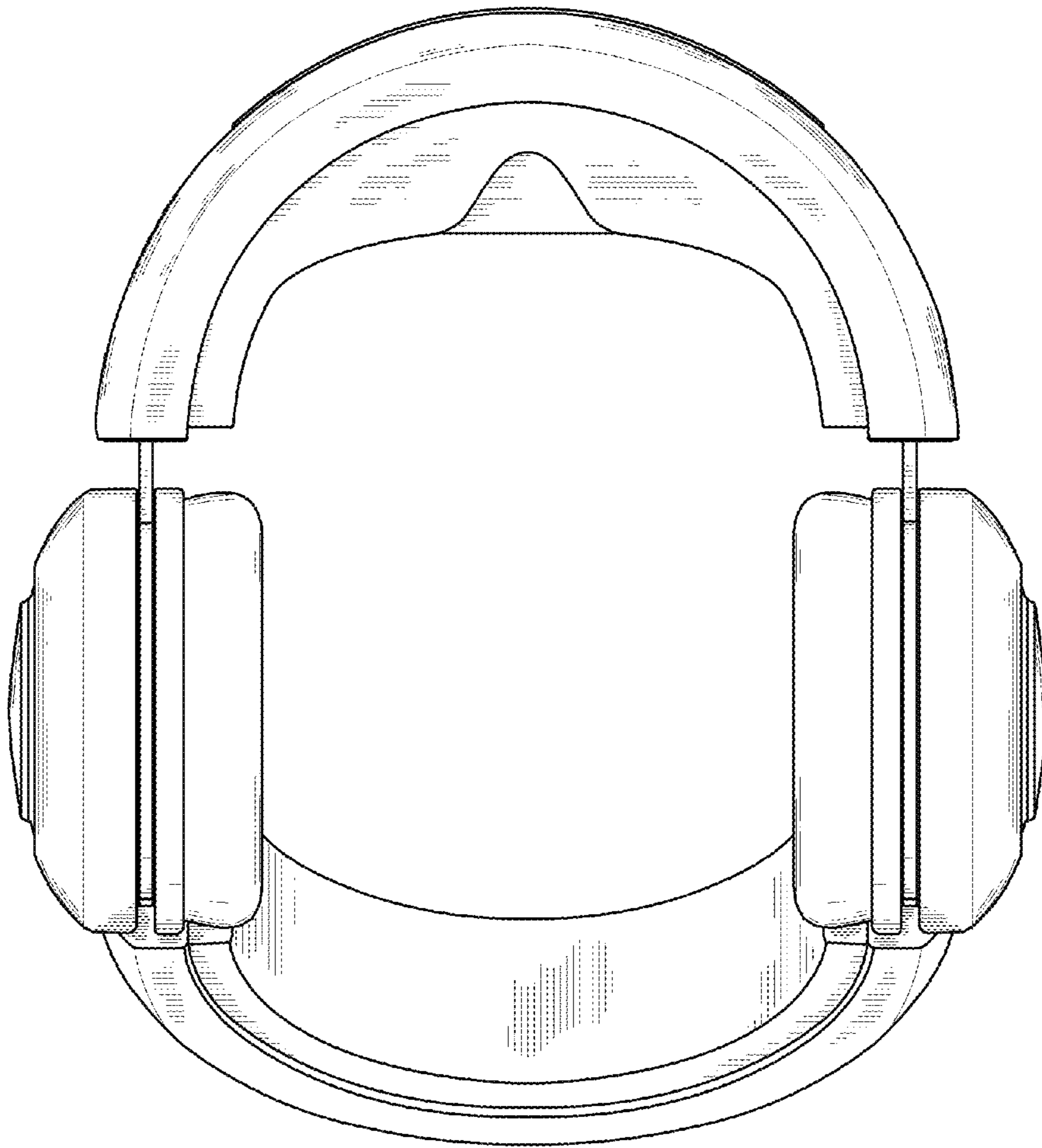


FIG. 7