

US00D760199S

(12) **United States Design Patent**
Bu et al.

(10) **Patent No.:** **US D760,199 S**
(45) **Date of Patent:** **** Jun. 28, 2016**

(54) **REMOTE CONTROL**

D618,216 S * 6/2010 Constin D14/218
D664,521 S * 7/2012 VanDuyn D14/218
D710,331 S * 8/2014 Yuyama D14/218

(71) Applicant: **Samsung Electronics Co., Ltd.**,
Suwon-si (KR)

FOREIGN PATENT DOCUMENTS

(72) Inventors: **Min-Hyouk Bu**, Seoul (KR);
Dong-Hyuk Uim, Seoul (KR);
Sang-Hun Yoon, Seoul (KR)

JP D1279739 8/2006
KR 300372628 1/2005
KR 300686331 3/2013

(73) Assignee: **SAMSUNG ELECTRONICS CO., LTD.** (KR)

OTHER PUBLICATIONS

(**) Term: **15 Years**

Component System, Posted Jan. 12, 2003, Retrieved from the Internet on May 22, 2015 <URL:http://www.composys.co.kr/bbs/board.php?bo_table=product01&wr_id=25&sca=&sfl=wr_subject&stx=21c&sop=and>.

(21) Appl. No.: **29/528,123**

Have a Good Time, Posted Jun. 16, 2014, Retrieved from the Internet on May 22, 2015 <URL:http://blog.naver.com/kyul1733/220030262816>.

(22) Filed: **May 26, 2015**

(30) **Foreign Application Priority Data**

* cited by examiner

Nov. 28, 2014 (KR) 30-2014-0057757

(51) **LOC (10) Cl.** **14-03**

Primary Examiner — Ralf Seifert

(52) **U.S. Cl.**
USPC **D14/218**

(74) *Attorney, Agent, or Firm* — Cantor Colburn LLP

(58) **Field of Classification Search**
USPC D14/137, 174, 217–218, 240, 247,
D14/388–390, 396, 511; D21/516;
D13/162–164, 168; 715/738; 434/350;
600/323; 348/211.99, 14.05, 114, 734;
341/175–176; 455/575.1
CPC G08C 23/04; G08C 19/12; H04N 5/44;
H04L 17/02
See application file for complete search history.

(57) **CLAIM**

The ornamental design for a remote control, as shown and described.

(56) **References Cited**

DESCRIPTION

U.S. PATENT DOCUMENTS

D532,777 S * 11/2006 Yu D14/218
D561,178 S * 2/2008 Azuma D14/218

FIG. 1 is a perspective view of a remote control, showing our new design;
FIG. 2 is a front view thereof;
FIG. 3 is a rear view thereof;
FIG. 4 is a side view thereof;
FIG. 5 is another side view thereof;
FIG. 6 is a top view thereof; and,
FIG. 7 is a bottom view thereof.
The broken lines are for environmental purpose only and form no part of the claimed design.

1 Claim, 7 Drawing Sheets

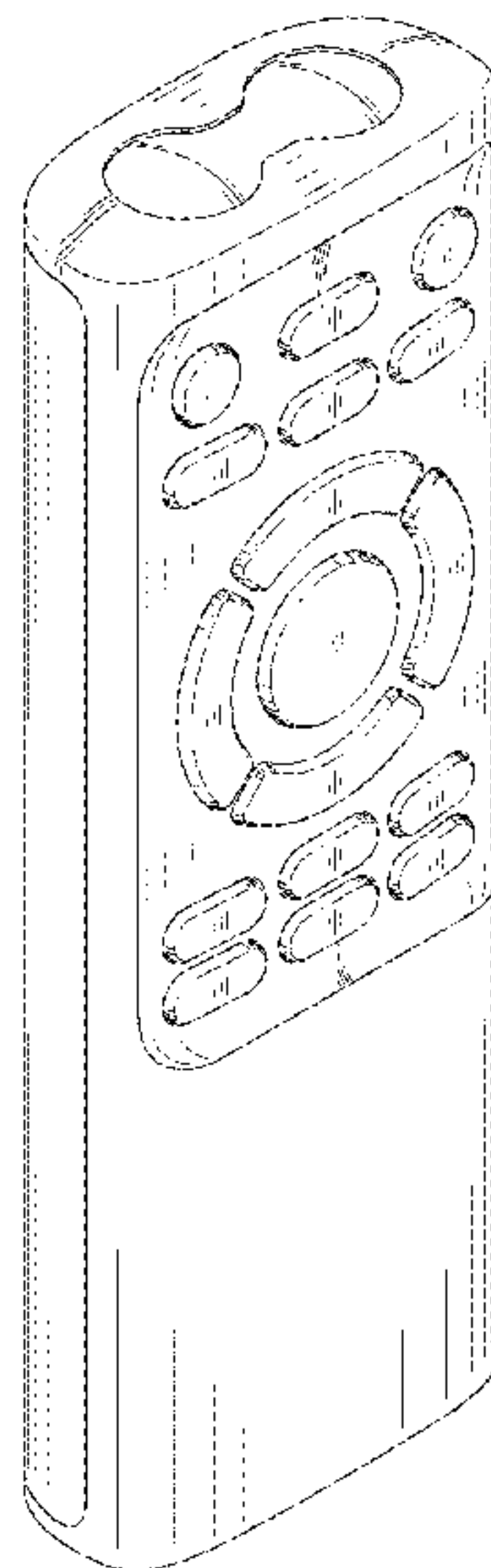


FIG. 1

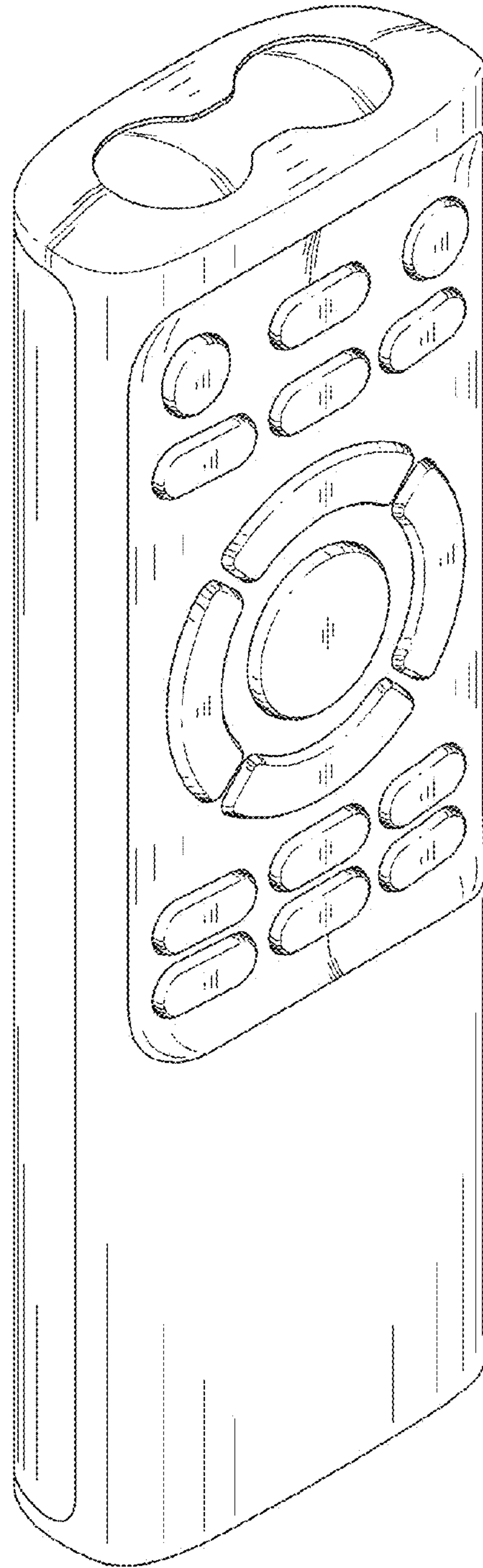


FIG. 2

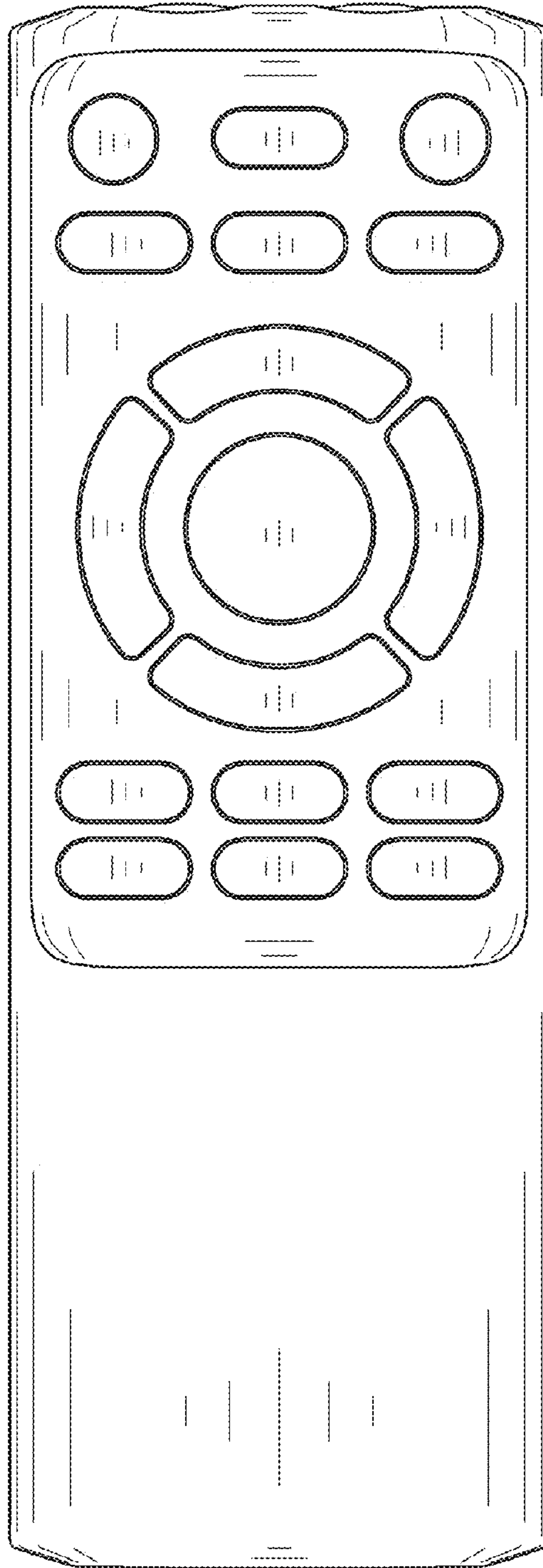


FIG. 3




FIG. 4

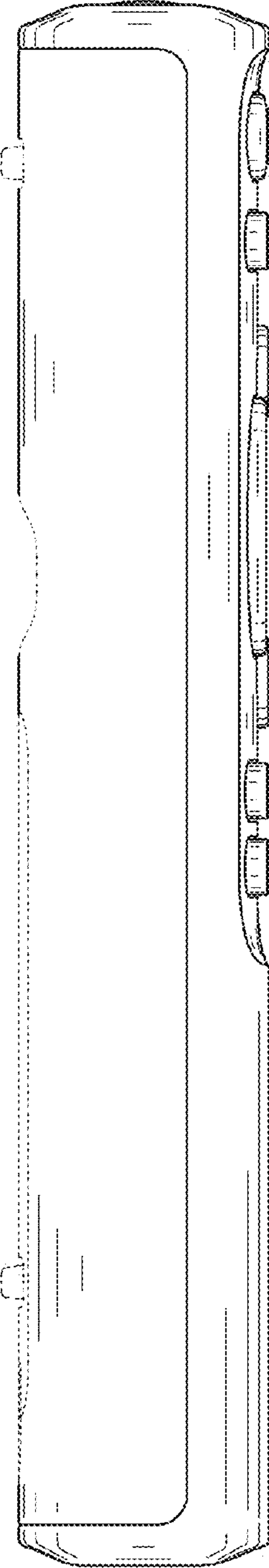


FIG. 5

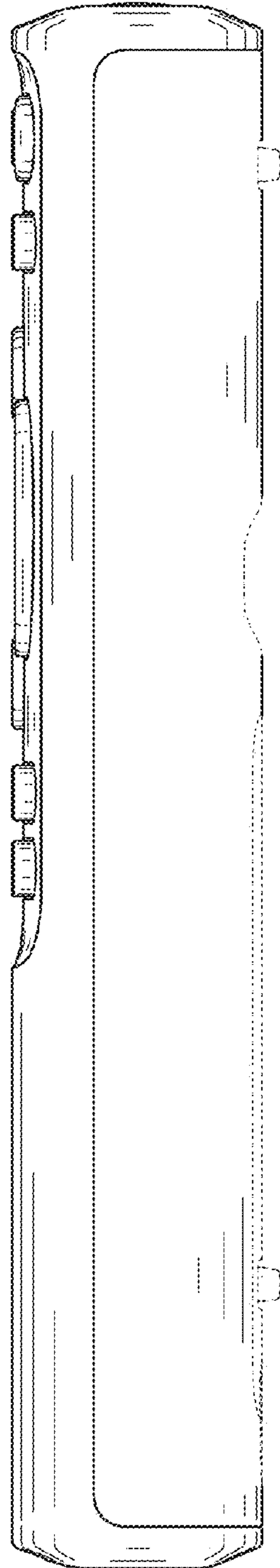


FIG. 6

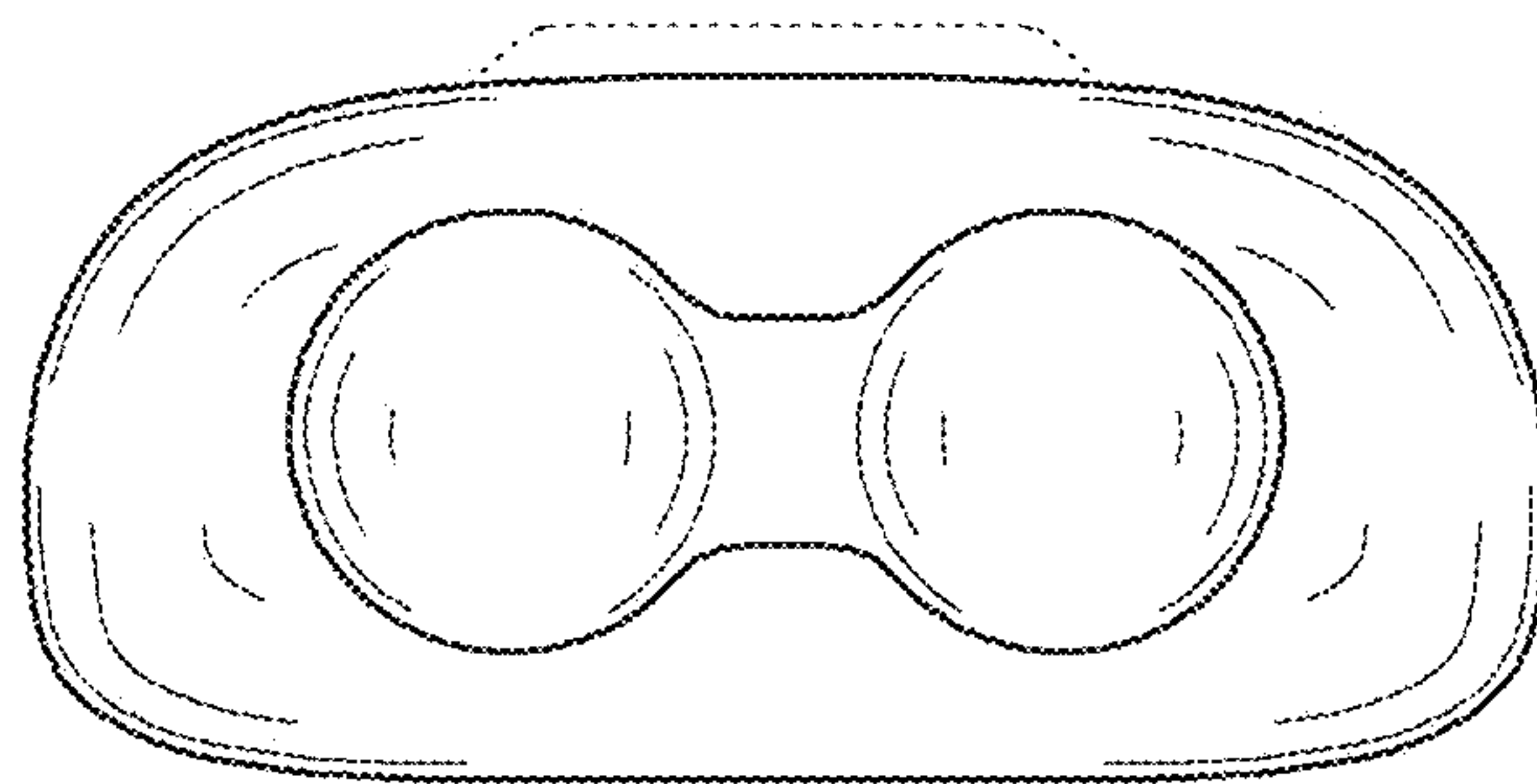


FIG. 7

