



US00D760189S

(12) **United States Design Patent**
Loh Jun Kern et al.

(10) **Patent No.:** **US D760,189 S**
(45) **Date of Patent:** **** Jun. 28, 2016**

- (54) **EARPHONES**
- (71) Applicant: **Sennheiser electronic GmbH & Co. KG, Wedemark (DE)**
- (72) Inventors: **Rodney Loh Jun Kern, Singapore (SG); Chang Tat Lee, Singapore (SG); Alden Koh, Singapore (SG); Thomas Piere Rene Tellier, Singapore (SG)**
- (73) Assignee: **Sennheiser electronic GmbH & Co. KG, Wedemark (DE)**
- (**) Term: **14 Years**

D643,414 S *	8/2011	Lee	D14/205
8,189,845 B2 *	5/2012	Mulvey	H04R 1/1016 381/328
D666,581 S *	9/2012	Perez	D14/223
8,391,536 B2 *	3/2013	Hashimoto	H04R 1/1016 381/370
D686,597 S *	7/2013	Lee	D14/223
D698,750 S *	2/2014	Yoon	D14/205
D710,335 S *	8/2014	Yang	D14/223
D711,356 S *	8/2014	Yang	D14/223
D718,286 S *	11/2014	Yang	D14/223
D719,550 S *	12/2014	Yang	D14/223
D726,165 S *	4/2015	Kawaji	D14/223
D729,775 S *	5/2015	Seo	D14/205
D746,792 S *	1/2016	Kim	D14/205
2007/0098201 A1 *	5/2007	Chen	H04R 1/1016 381/380

(21) Appl. No.: **29/519,008**

* cited by examiner

(22) Filed: **Mar. 2, 2015**

Primary Examiner — Paula Greene

(30) **Foreign Application Priority Data**

(74) *Attorney, Agent, or Firm* — Frommer Lawrence & Haug LLP

Sep. 3, 2014 (EM) 002530527-0014

(51) **LOC (10) Cl.** **14-01**

(52) **U.S. Cl.**
USPC **D14/205**

(58) **Field of Classification Search**
USPC D14/205, 223; D29/112; 2/209;
181/129, 130, 135; 379/430, 431;
381/380, 381; 455/90.1, 575.1
CPC H04R 25/00
See application file for complete search history.

(57) **CLAIM**

The ornamental design for earphones, as shown and described.

(56) **References Cited**

U.S. PATENT DOCUMENTS

2,430,229 A *	11/1947	Kelsey	H04R 1/1058 181/130
2,501,107 A *	3/1950	Volkman	H04R 5/0335 381/374
D587,681 S *	3/2009	Yanai	D14/205
D599,778 S *	9/2009	Ando	D14/205
D599,781 S *	9/2009	Lee	D14/205
D641,010 S *	7/2011	Kwon	D14/223
D642,163 S *	7/2011	Lee	D14/223

DESCRIPTION

FIG. 1 is an isometric view of the earphones in accordance with an embodiment of the invention.
 FIG. 2 is a left side view of the earphones in accordance with an embodiment of the invention.
 FIG. 3 is a rear side view of the earphones in accordance with an embodiment of the invention.
 FIG. 4 is a right side view of the earphones in accordance with an embodiment of the invention.
 FIG. 5 is a front side view of the earphones in accordance with an embodiment of the invention.
 FIG. 6 is a top view of the earphones in accordance with an embodiment of the invention; and,
 FIG. 7 is a bottom view of the earphones in accordance with an embodiment of the invention.

1 Claim, 7 Drawing Sheets

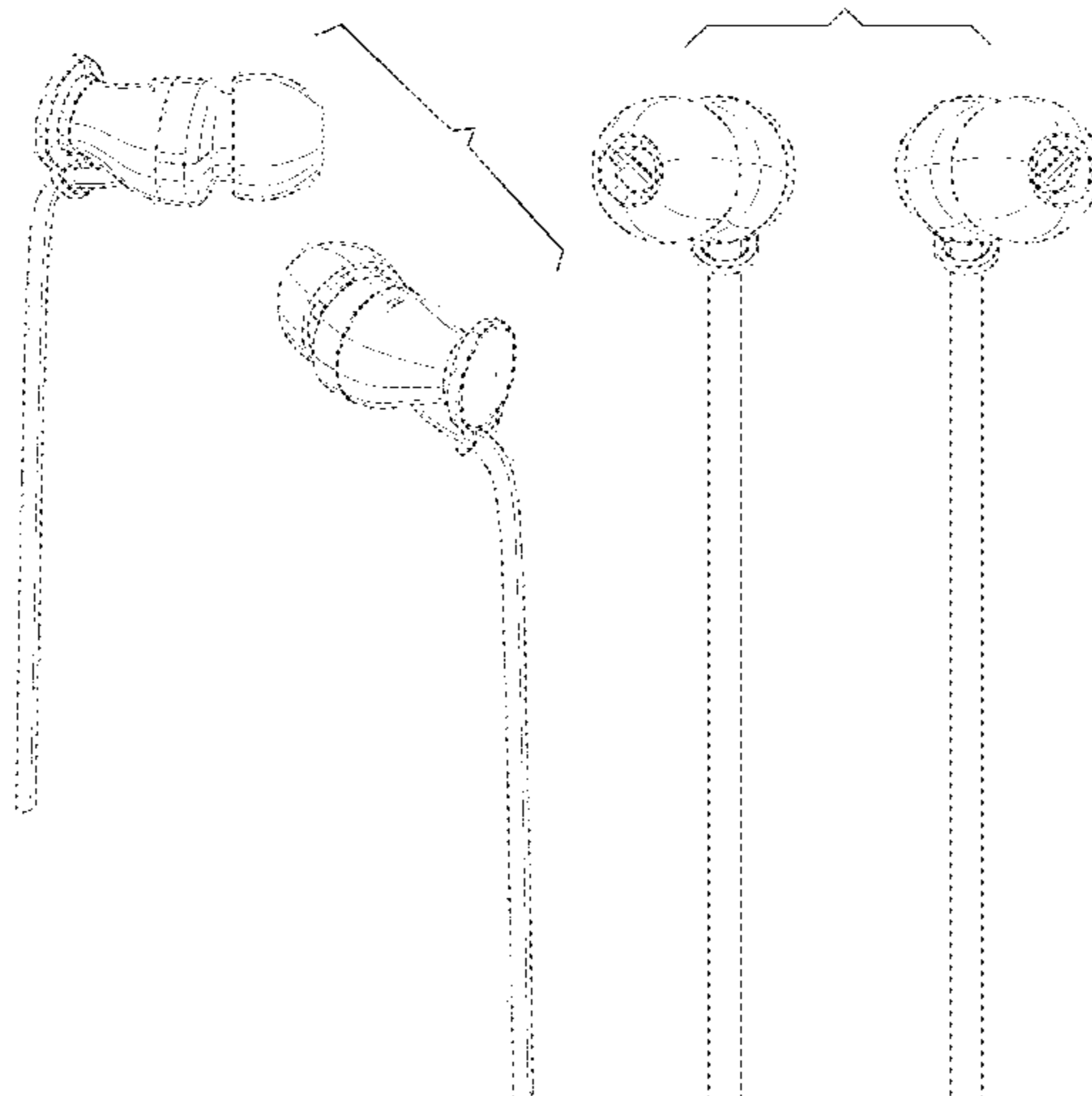


Fig. 1

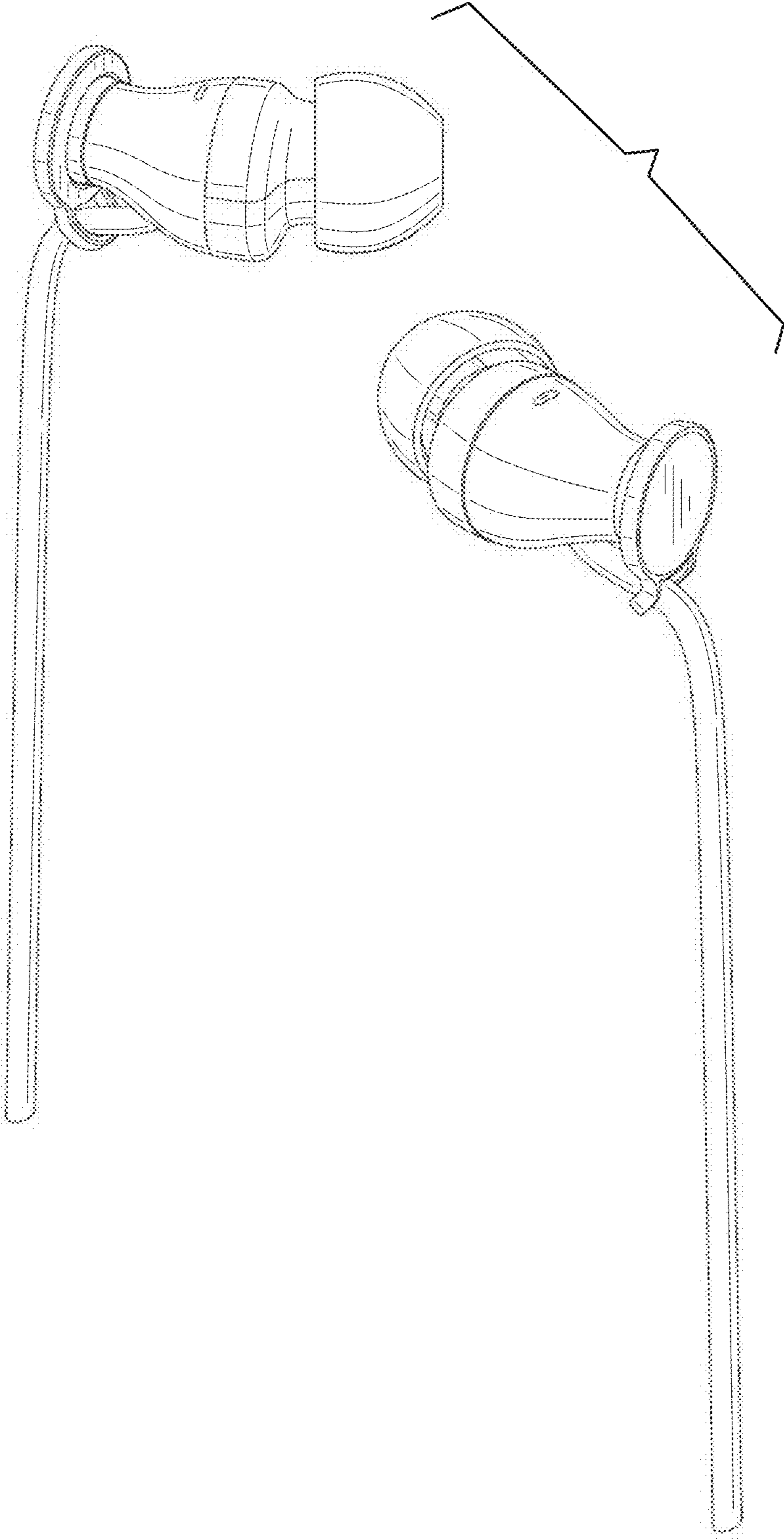


Fig. 2

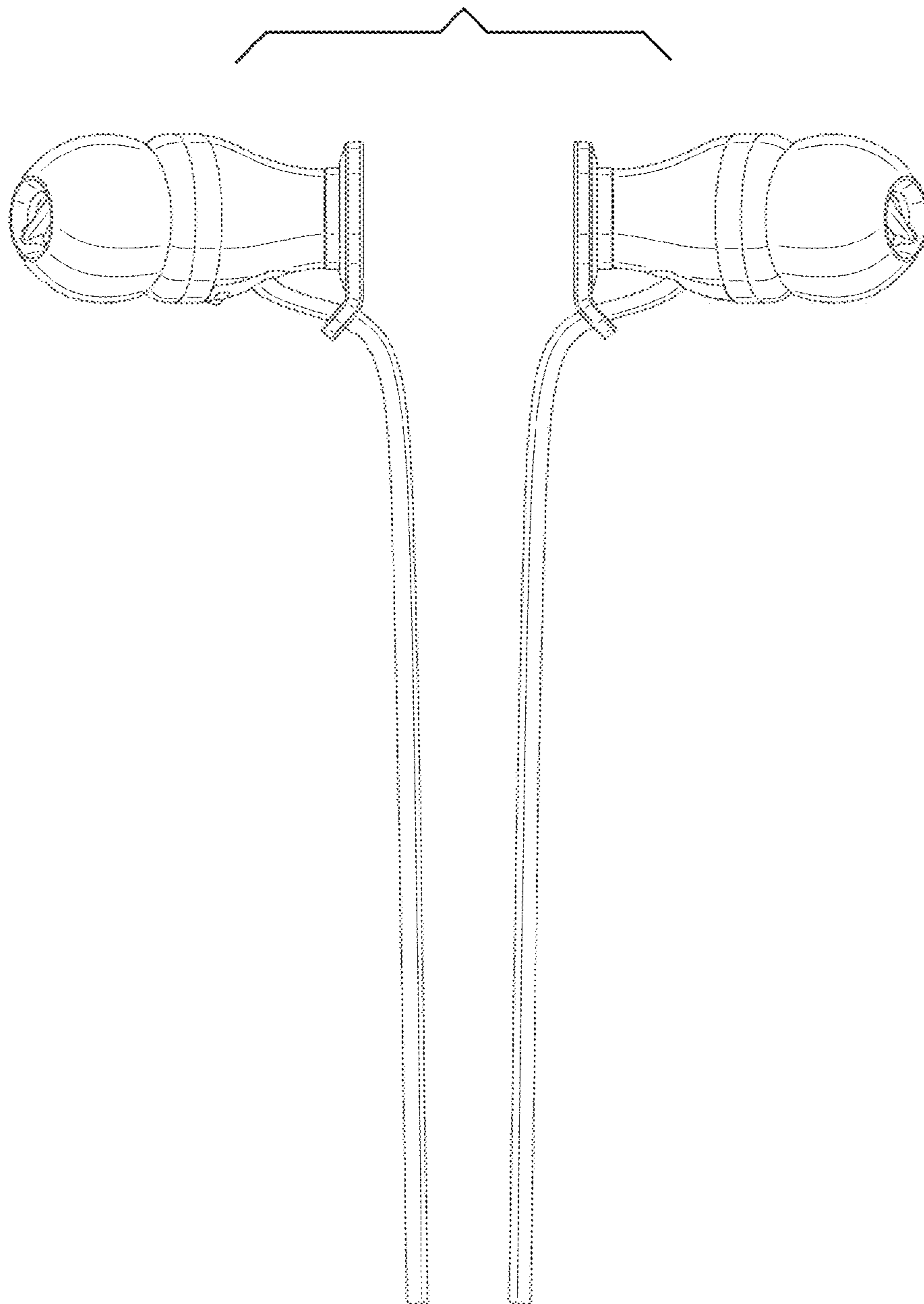


Fig. 3

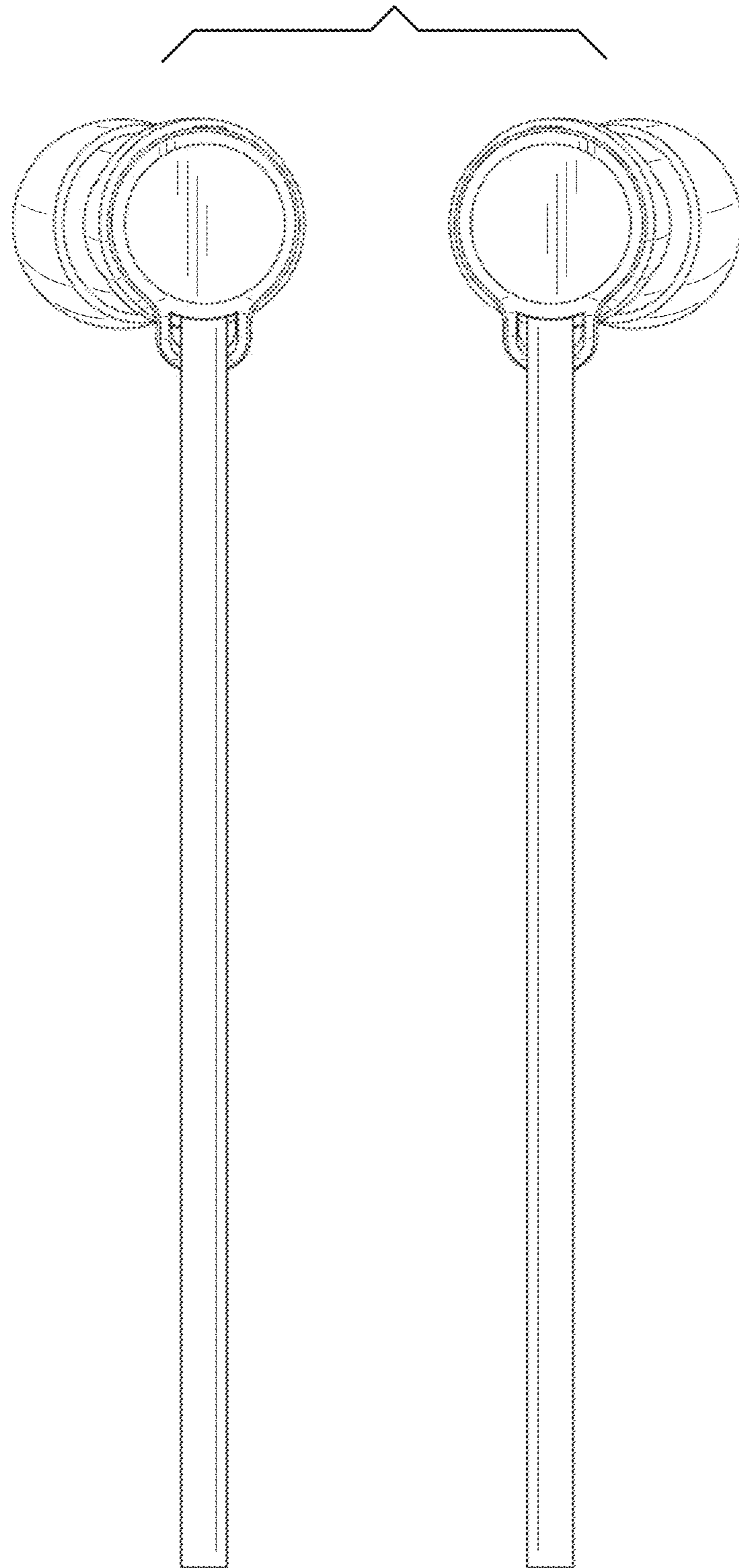


Fig. 4

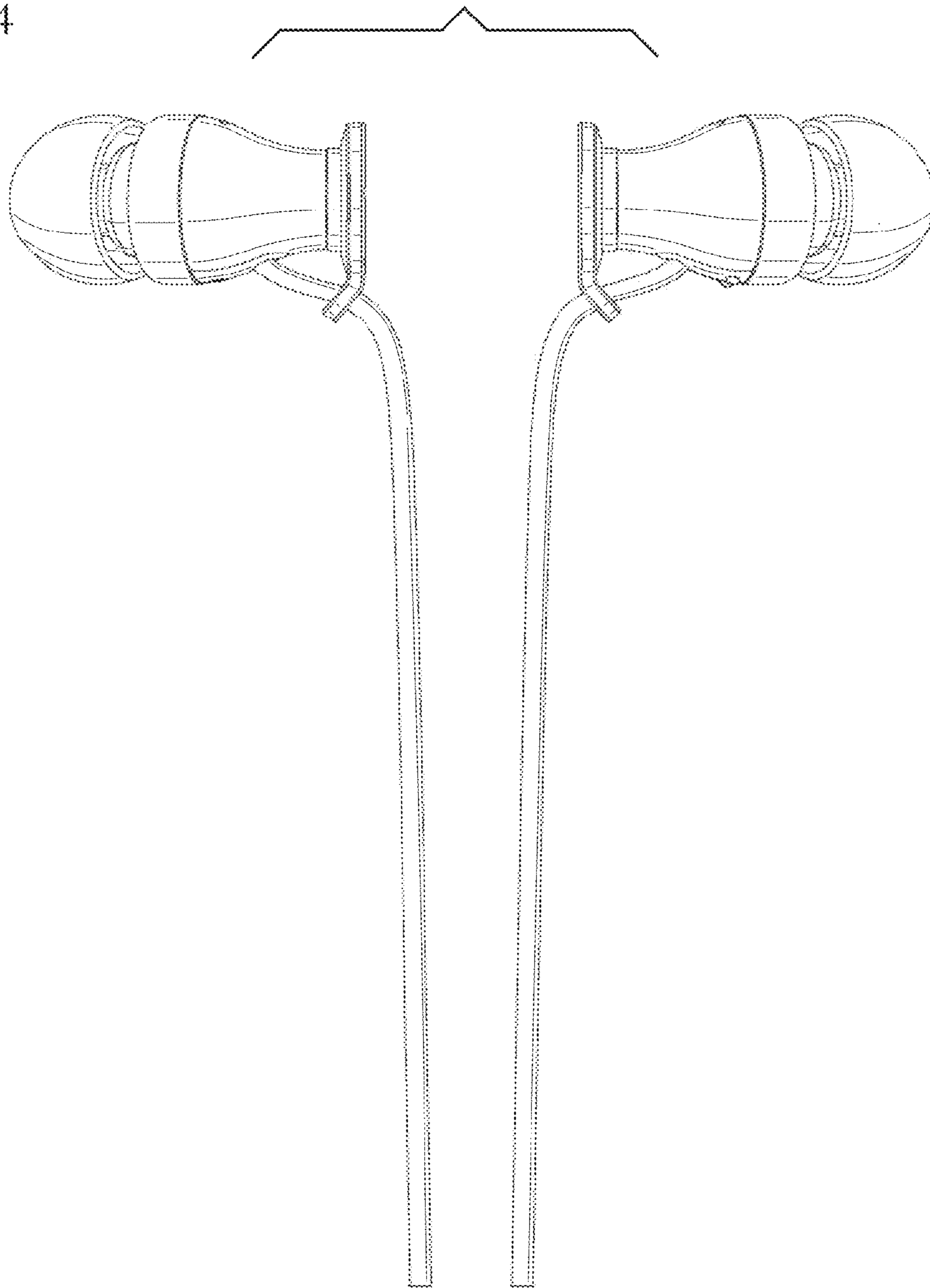


Fig. 5

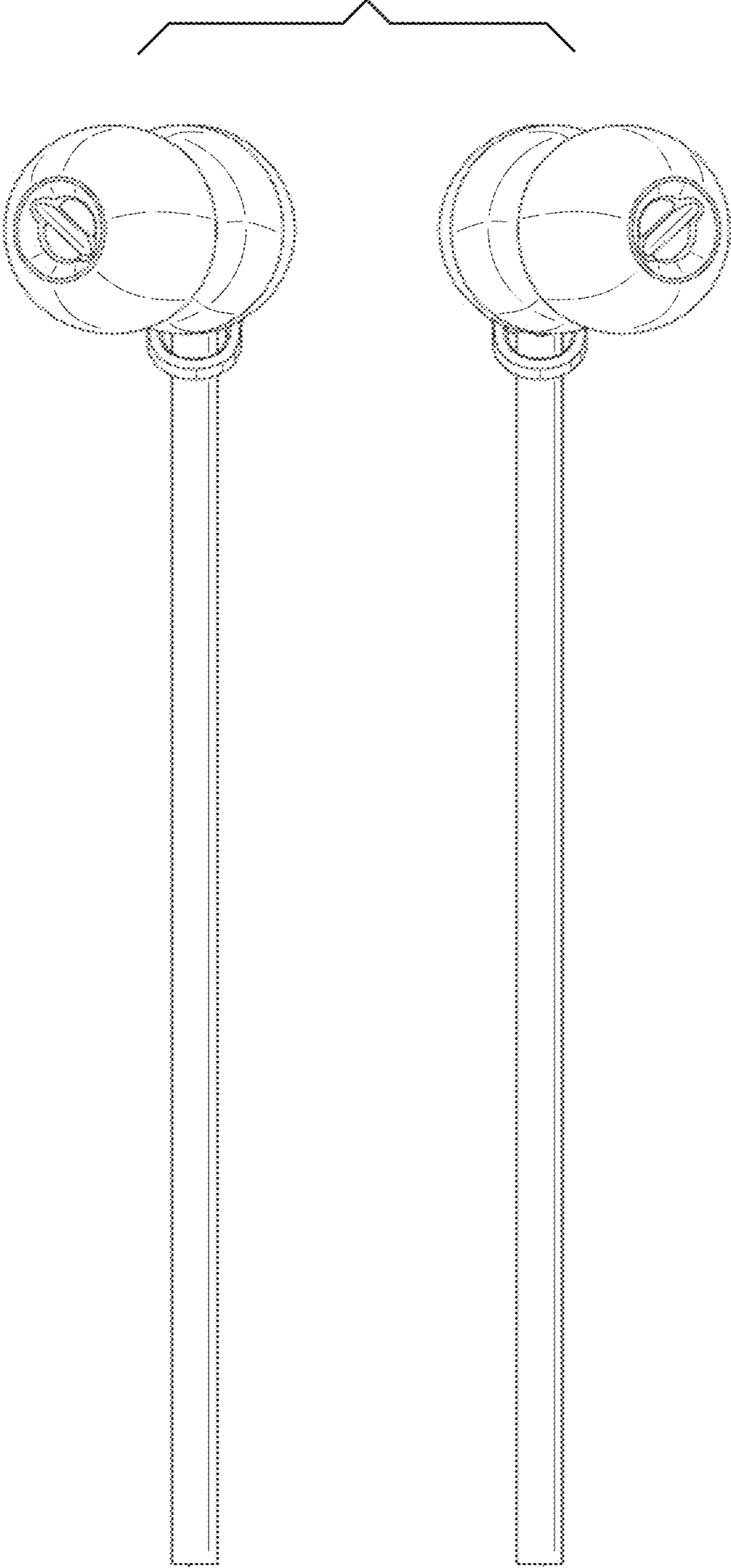


Fig. 6

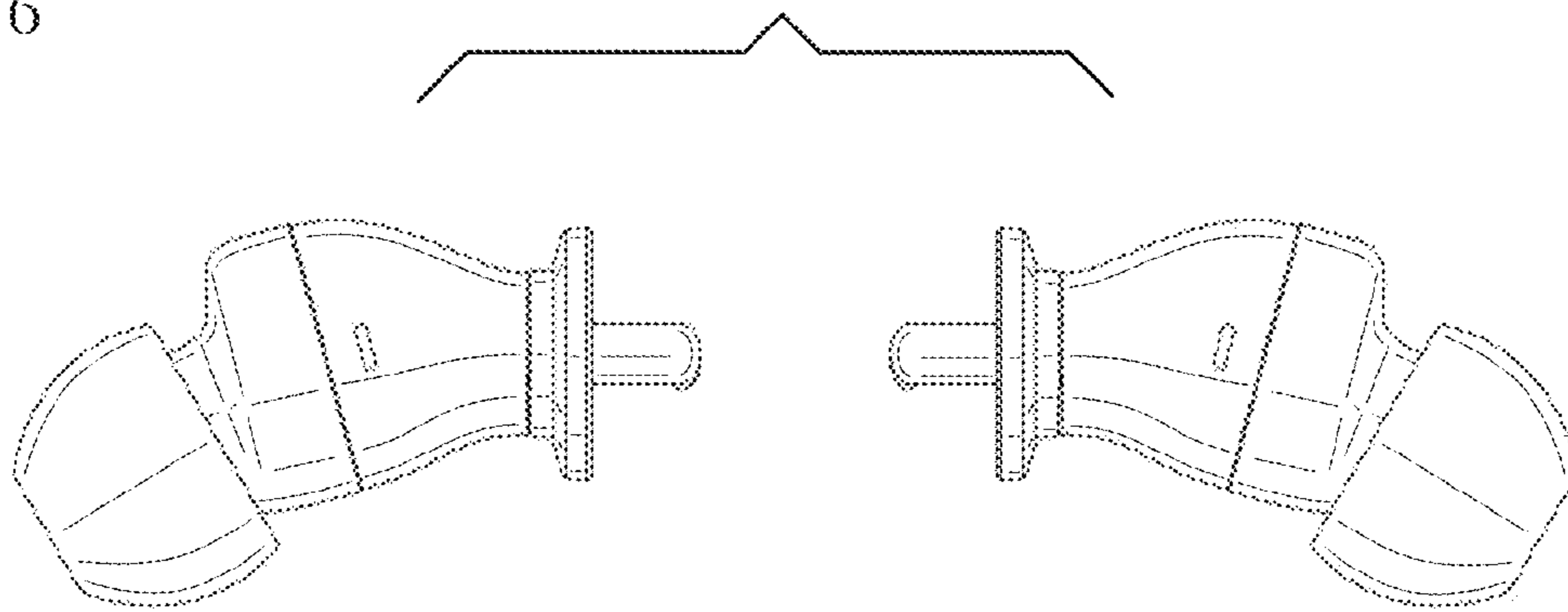


Fig. 7

