

US00D760188S

(12) **United States Design Patent**
Kalyuzhny et al.

(10) **Patent No.:** **US D760,188 S**
(45) **Date of Patent:** **** Jun. 28, 2016**

- (54) **LOUDSPEAKER**
- (71) Applicant: **Harman International Industries, Incorporated, Northridge, CA (US)**
- (72) Inventors: **Val Kalyuzhny, Reseda, CA (US); Tim Nugent, Santa Monica, CA (US)**
- (73) Assignee: **Harman International Industries, Incorporated, Northridge, CA (US)**
- (**) Term: **14 Years**
- (21) Appl. No.: **29/514,622**
- (22) Filed: **Jan. 14, 2015**
- (51) **LOC (10) Cl.** **14-01**
- (52) **U.S. Cl.**
USPC **D14/204**
- (58) **Field of Classification Search**
USPC D14/204, 214, 217, 207, 209.1, 210, 214/216, 219, 221, 222, 224, 496; 181/143, 181/144, 147, 148, 150, 153, 157, 198, 181/199; 381/361-364, 386-388, 59; 312/111
CPC H05K 5/00; H04R 25/00; H04R 1/02
See application file for complete search history.

- D230,489 S * 2/1974 Everitt D14/214
- 4,051,919 A * 10/1977 Buettner H04R 1/20
181/144
- 4,083,426 A * 4/1978 Peugh H04R 1/323
181/144
- D249,683 S * 9/1978 Rams D14/211
- D256,914 S * 9/1980 Rams D14/211
- D276,806 S * 12/1984 Eberbach D14/214
- D289,040 S * 3/1987 Olsen D14/212
- 4,805,730 A * 2/1989 O'Neill H04R 1/02
181/145
- 4,881,265 A * 11/1989 Gala, Jr. H04R 1/26
181/144
- D306,168 S * 2/1990 Caputo D14/204
- 4,984,653 A * 1/1991 Spors H04R 1/345
181/144
- D330,376 S * 10/1992 Kawaguchi D14/212
- D357,682 S * 4/1995 Edgell D14/214
- D401,582 S * 11/1998 Gremchuck D14/210
- D401,583 S * 11/1998 Shin D14/214
- 5,996,728 A * 12/1999 Stark H04R 1/028
181/144
- D468,292 S * 1/2003 Nugent D14/214
- D480,708 S * 10/2003 Bothe D14/214
- D586,782 S * 2/2009 Kim D14/214
- D598,427 S * 8/2009 Moore D14/214
- 7,845,462 B2 * 12/2010 Moore G10K 11/025
181/155
- D653,652 S * 2/2012 Kroyer D14/214
- D720,722 S * 1/2015 Lee D14/210
- D742,853 S * 11/2015 Ugglä D14/209.1

* cited by examiner

Primary Examiner — Paula Greene
(74) *Attorney, Agent, or Firm* — Plumsea Law Group, LLC

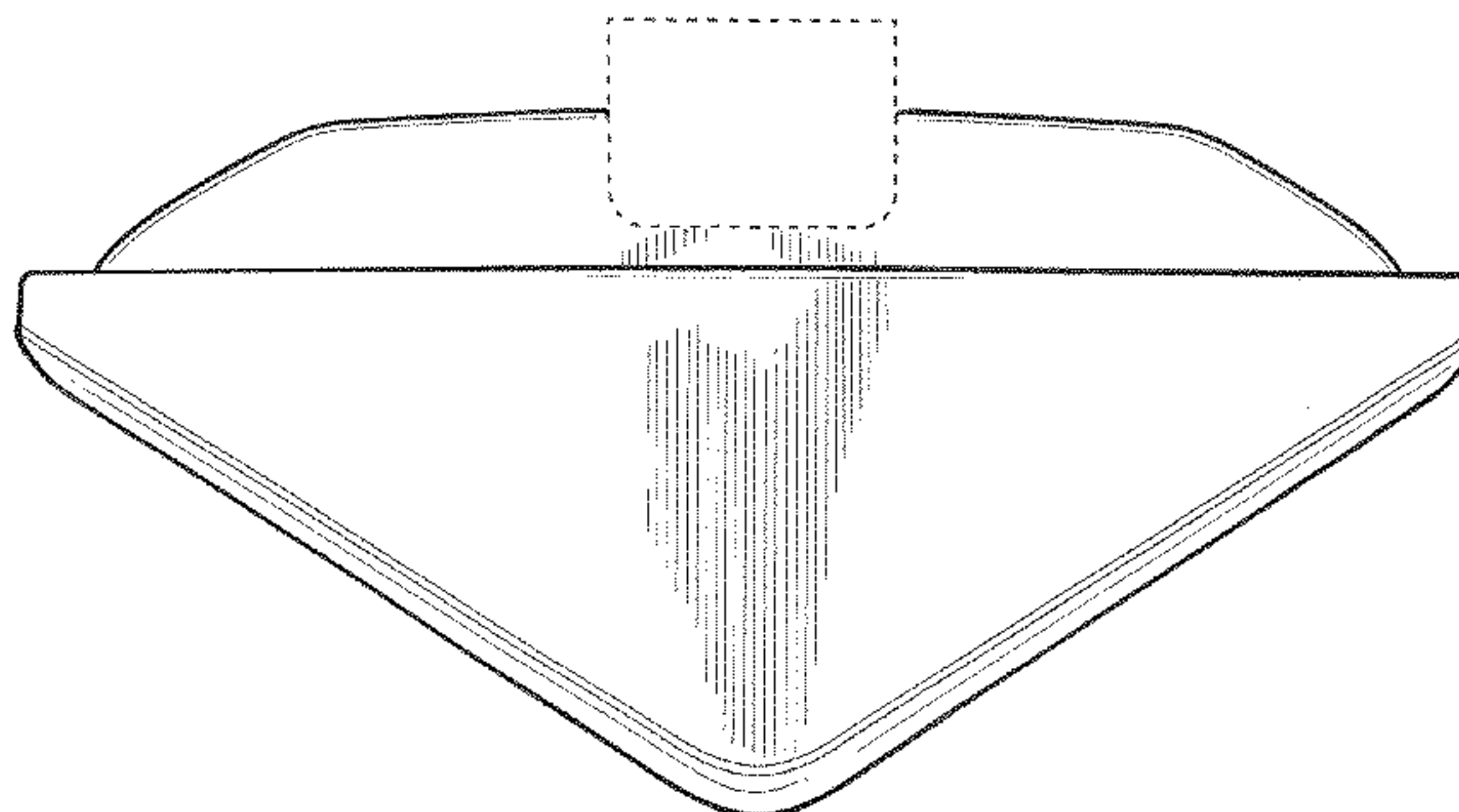

(57) **CLAIM**
The ornamental design for a loudspeaker, as shown and described.

DESCRIPTION

FIG. 1 is a perspective view of a loudspeaker showing our new design;
FIG. 2 is a front elevational view thereof;
FIG. 3 is a rear elevational view thereof;
FIG. 4 is a top plan view thereof; and,
FIG. 5 is a side elevational view thereof, the opposite side elevational view being a mirror image.
The broken line showings form no part of the claimed design.

1 Claim, 5 Drawing Sheets

- (56) **References Cited**
U.S. PATENT DOCUMENTS
- 2,765,864 A * 10/1956 Glenn H04R 1/2865
181/151
- 2,955,669 A * 10/1960 Rice H04R 1/2865
181/199
- 3,026,957 A * 3/1962 Gladstone H04R 1/22
181/147
- 3,032,137 A * 5/1962 Rice H04R 1/2865
181/199
- 3,143,182 A * 8/1964 Sears H04R 1/2811
181/153
- 3,203,502 A * 8/1965 Rife H04R 1/2865
181/156
- 3,329,236 A * 7/1967 Arden H04R 1/2811
181/199
- D222,476 S * 10/1971 Yoshihiko D14/210






FIG. 1




FIG. 2

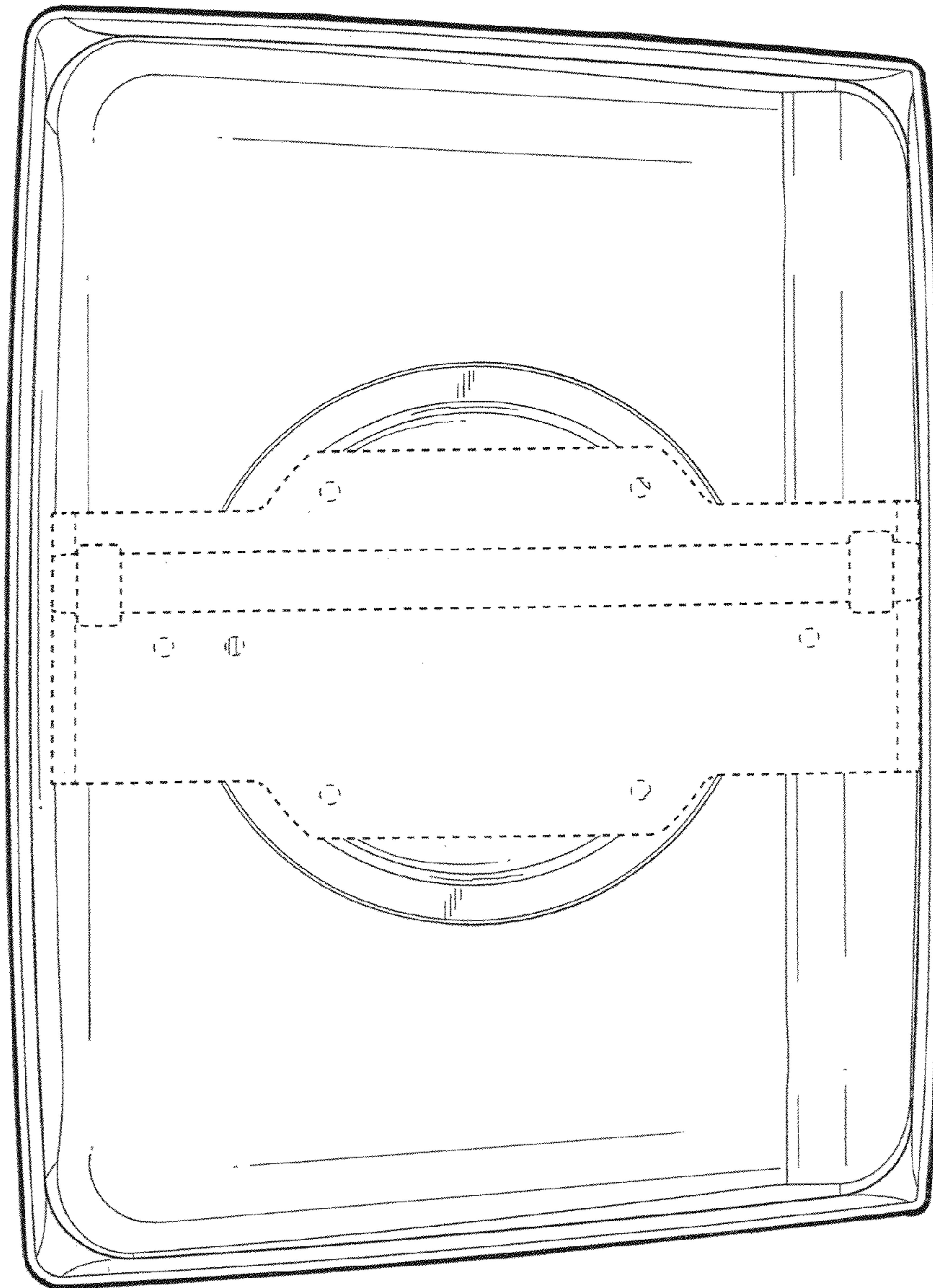


FIG. 3

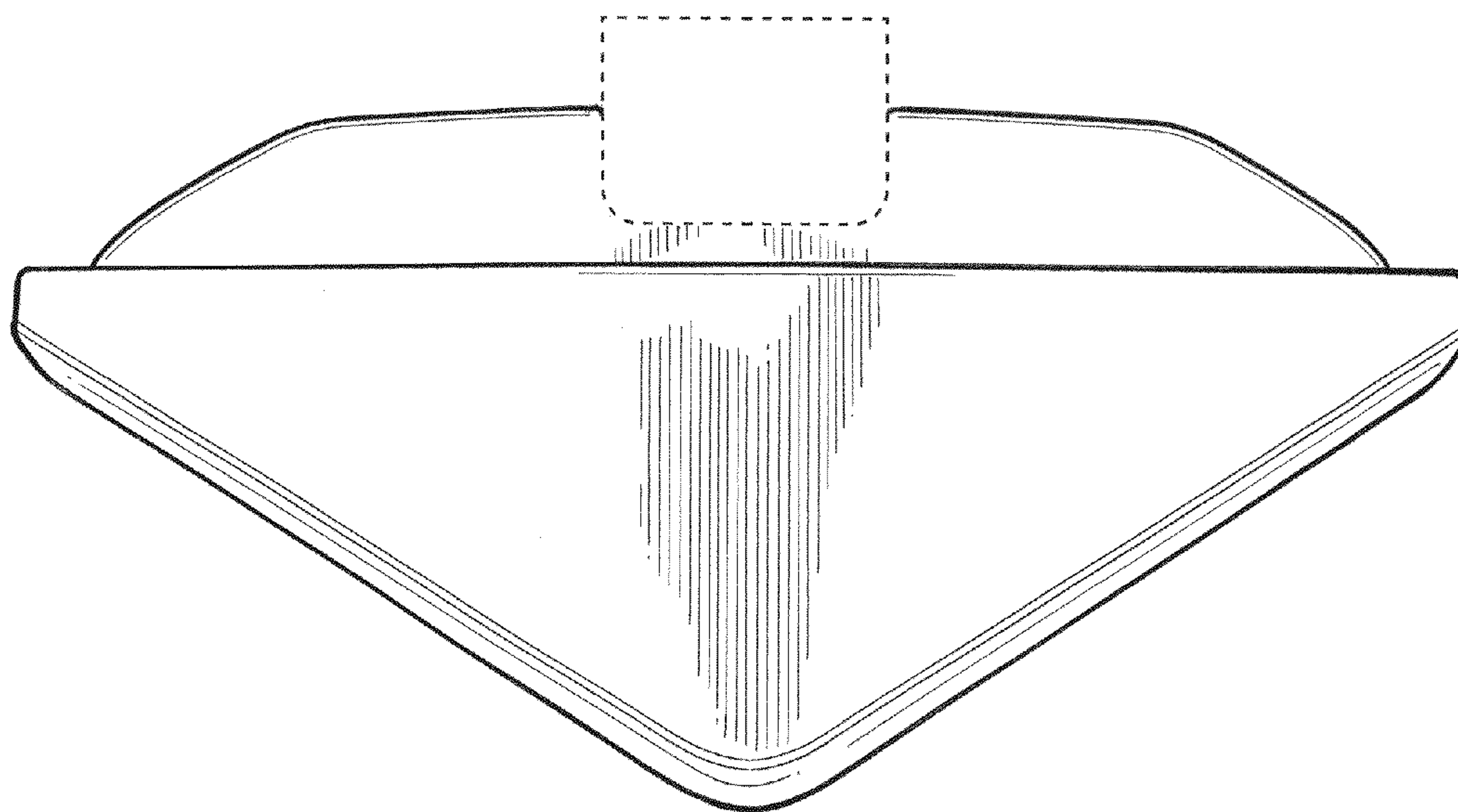


FIG. 4

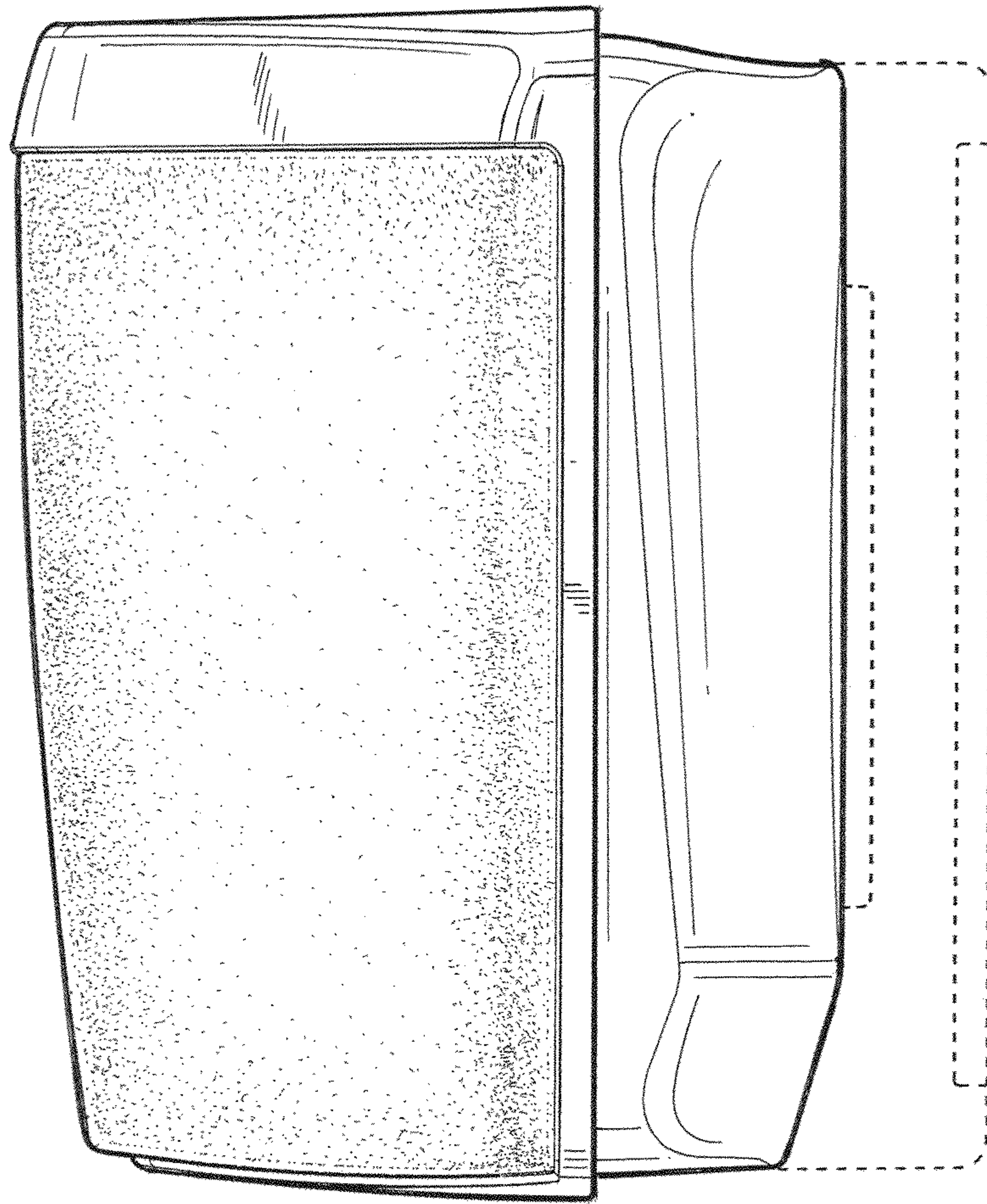


FIG. 5