

US00D760168S

(12) **United States Design Patent**  
**Buck et al.**

(10) **Patent No.:** **US D760,168 S**  
(45) **Date of Patent:** **\*\* Jun. 28, 2016**

(54) **RIGHT-ANGLE ELECTRICAL CONNECTOR**

(71) Applicants: **Jonathan E. Buck**, Milpitas, CA (US);  
**Stuart C. Stoner**, Lewisberry, PA (US);  
**Steven E. Minich**, York, PA (US);  
**Douglas M. Johnescu**, York, PA (US);  
**Stephen B. Smith**, Mechanicsburg, PA (US)

(72) Inventors: **Jonathan E. Buck**, Milpitas, CA (US);  
**Stuart C. Stoner**, Lewisberry, PA (US);  
**Steven E. Minich**, York, PA (US);  
**Douglas M. Johnescu**, York, PA (US);  
**Stephen B. Smith**, Mechanicsburg, PA (US)

(73) Assignee: **FCI AMERICAS TECHNOLOGY LLC**, Carson City, NV (US)

(\*\*) Term: **14 Years**

(21) Appl. No.: **29/517,078**

(22) Filed: **Feb. 10, 2015**

**Related U.S. Application Data**

(60) Continuation of application No. 29/500,061, filed on Aug. 21, 2014, now Pat. No. Des. 724,032, which is a continuation of application No. 29/497,094, filed on Jul. 21, 2014, now Pat. No. Des. 738,314, which is a division of application No. 29/443,213, filed on Jan. 14, 2013, now Pat. No. Des. 712,841.

(51) **LOC (10) Cl.** ..... **13-03**

(52) **U.S. Cl.**  
USPC ..... **D13/147**; D13/133; D13/146

(58) **Field of Classification Search**  
USPC ..... D13/133, 146, 147, 154, 184, 199  
See application file for complete search history.

(56) **References Cited**

**U.S. PATENT DOCUMENTS**

D210,829 S 4/1968 Hanlon et al.  
D213,697 S 4/1969 Oxley

5,181,855 A 1/1993 Mosquera et al.  
D402,637 S 12/1998 Carpenter, Jr.  
6,461,202 B2 10/2002 Kline  
6,960,103 B2 11/2005 Tokunaga  
6,994,569 B2 2/2006 Minich et al.  
7,118,391 B2 10/2006 Minich et al.  
D550,628 S 9/2007 Whiteman, Jr. et al.  
7,278,856 B2 10/2007 Minich  
7,338,321 B2 3/2008 Laurx  
7,549,897 B2 6/2009 Fedder et al.  
D611,420 S 3/2010 Takada et al.  
D611,421 S 3/2010 Takada et al.  
D611,905 S 3/2010 Takada et al.

(Continued)

**OTHER PUBLICATIONS**

U.S. Appl. No. 29/526,295, filed May 7, 2015, Buck et al.

(Continued)

*Primary Examiner* — Daniel Bui

(74) *Attorney, Agent, or Firm* — Baker & Hostetler LLP

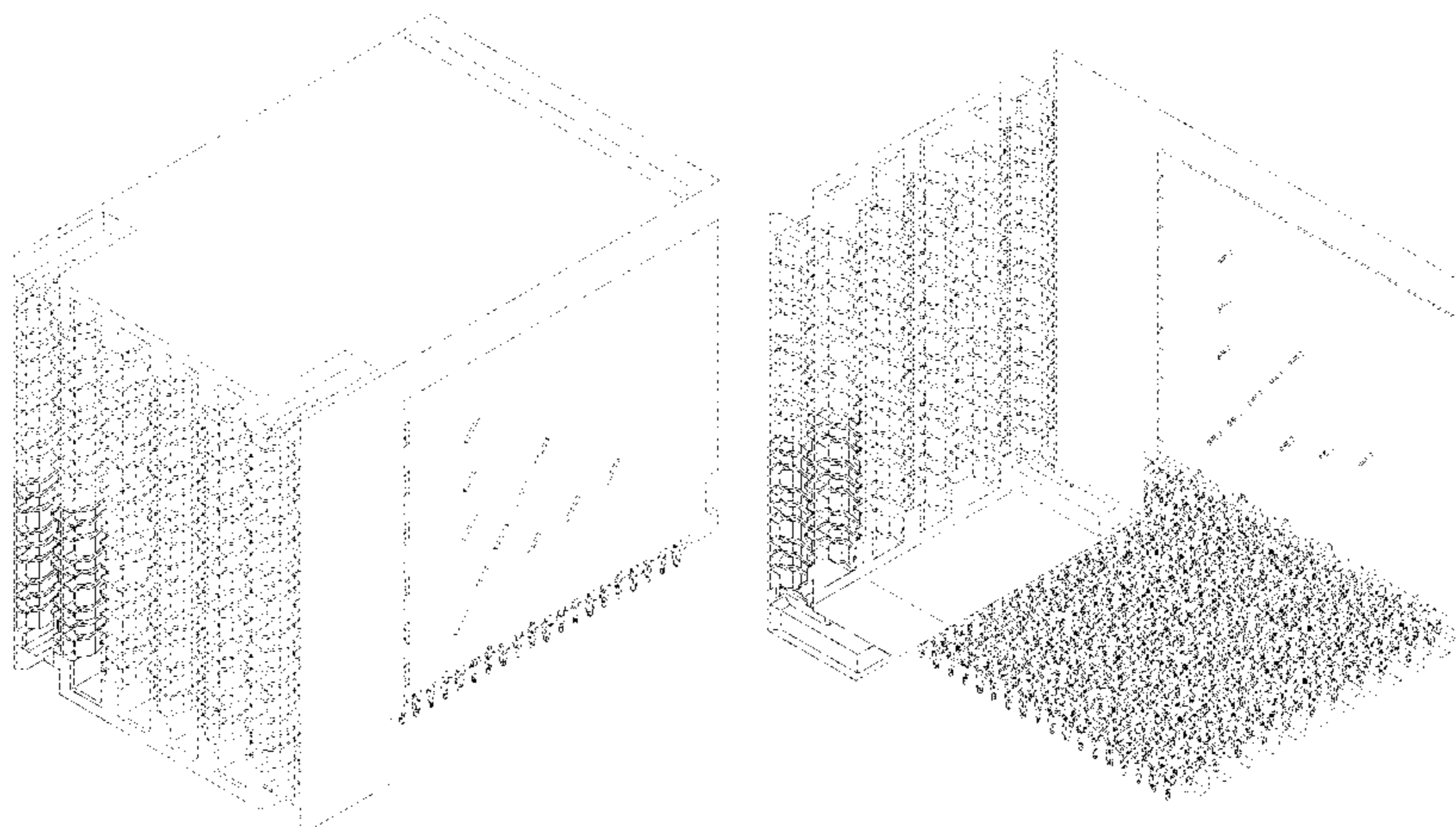
(57) **CLAIM**

The ornamental design for a right-angle electrical connector, as shown and described.

**DESCRIPTION**

FIG. 1 is a top, right, front perspective view of a right-angle electrical connector according to our design; FIG. 2 is a bottom, right, front perspective view thereof; FIG. 3 is a bottom, right, rear perspective view thereof; FIG. 4 is a bottom, left, rear perspective view thereof; FIG. 5 is another top, right, front perspective view thereof; FIG. 6 is another bottom, left, rear perspective view thereof; FIG. 7 is a front elevation view thereof; FIG. 8 is a rear elevation view thereof; FIG. 9 is a top plan view thereof; FIG. 10 is a bottom plan view thereof; FIG. 11 is a left side elevation view thereof; and, FIG. 12 is a right side elevation view thereof. The broken line portion of the figure drawings is included to show unclaimed subject matter only for the purpose of illustrating environment and forms no part of the claimed design. The dash-dot broken line represents the boundary of the claimed design.

**1 Claim, 10 Drawing Sheets**



(56)

**References Cited**

U.S. PATENT DOCUMENTS

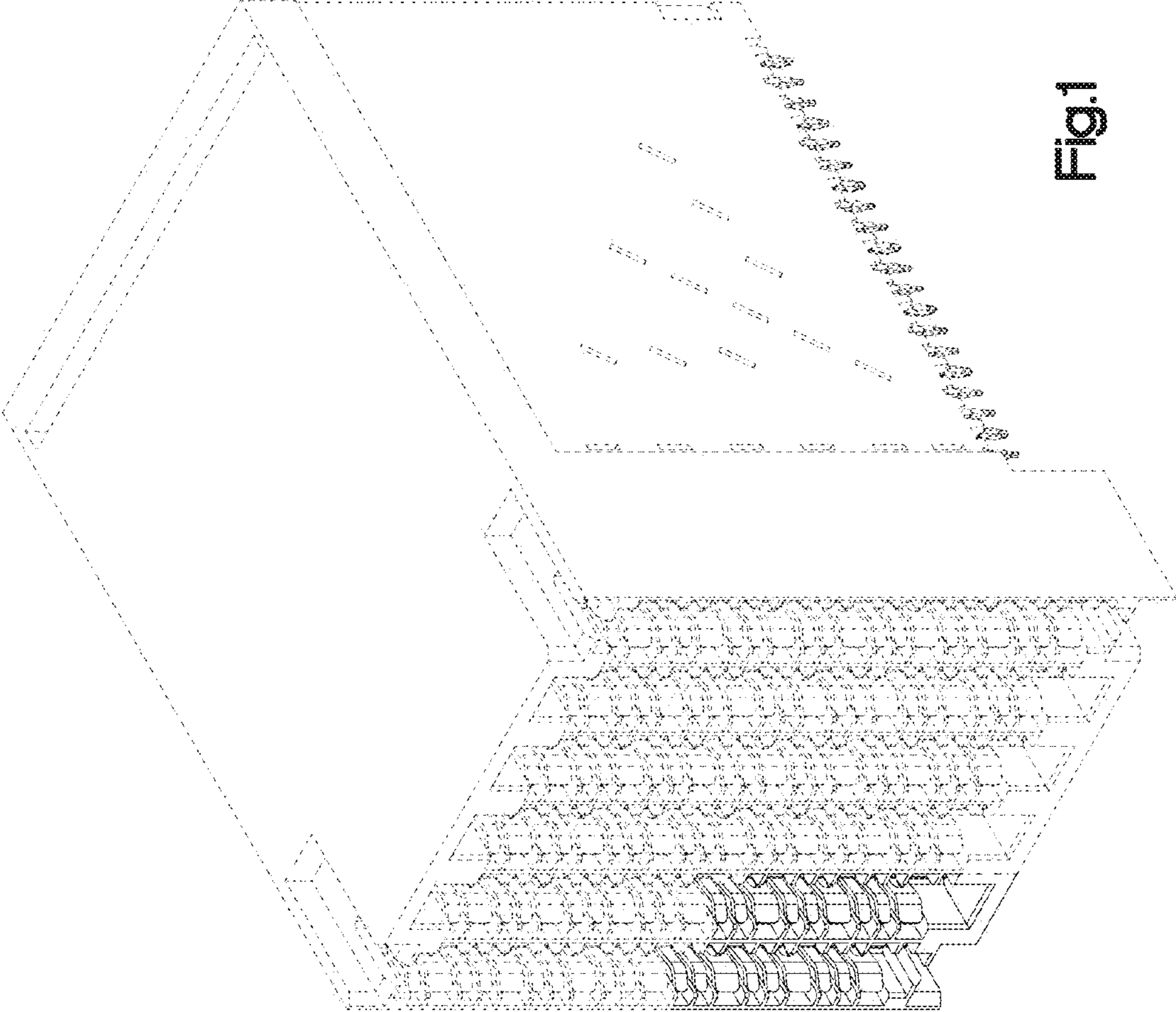
D611,906 S 3/2010 Takada et al.  
8,408,939 B2 4/2013 Davis et al.  
D712,841 S 9/2014 Buck et al.  
D712,842 S 9/2014 Buck et al.  
D712,843 S 9/2014 Buck et al.  
D712,844 S 9/2014 Buck et al.  
D713,346 S 9/2014 Buck et al.  
D713,356 S 9/2014 Buck et al.  
D713,799 S 9/2014 Buck et al.  
8,998,645 B2 4/2015 Vanaleck et al.  
D738,314 S \* 9/2015 Buck ..... D13/147  
2004/0259420 A1 12/2004 Wu  
2007/0190825 A1 8/2007 Shuey et al.

2009/0068902 A1 3/2009 Nagata  
2012/0214343 A1 8/2012 Buck et al.  
2014/0248794 A1 9/2014 Khazen et al.

OTHER PUBLICATIONS

U.S. Appl. No. 29/526,296, filed May 7, 2015, Buck et al.  
U.S. Appl. No. 29/526,298, filed May 7, 2015, Buck et al.  
U.S. Appl. No. 29/526,301, filed May 7, 2015, Buck et al.  
U.S. Appl. No. 29/526,541, filed May 11, 2015, Buck et al.  
U.S. Appl. No. 29/533,779, filed Jul. 22, 2015, Buck et al.  
U.S. Appl. No. 29/533,910, filed Jul. 23, 2015, Buck et al.  
U.S. Appl. No. 29/496,690, filed Jul. 16, 2014, Buck et al.  
U.S. Appl. No. 29/498,817, filed Aug. 8, 2014, Buck et al.  
U.S. Appl. No. 29/498,823, filed Aug. 8, 2014, Buck et al.  
U.S. Appl. No. 29/498,828, filed Aug. 8, 2014, Buck et al.

\* cited by examiner



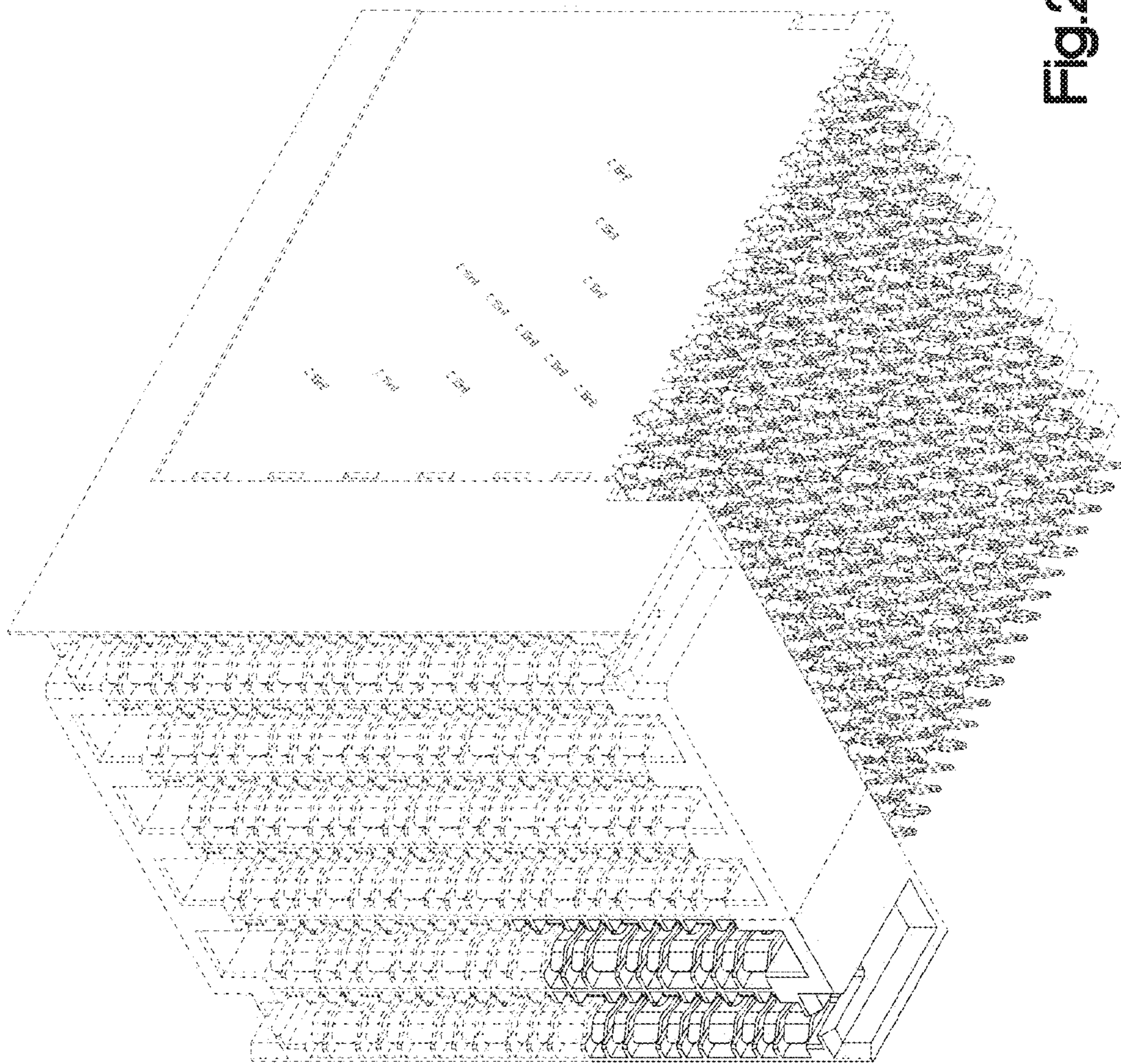


Fig. 2

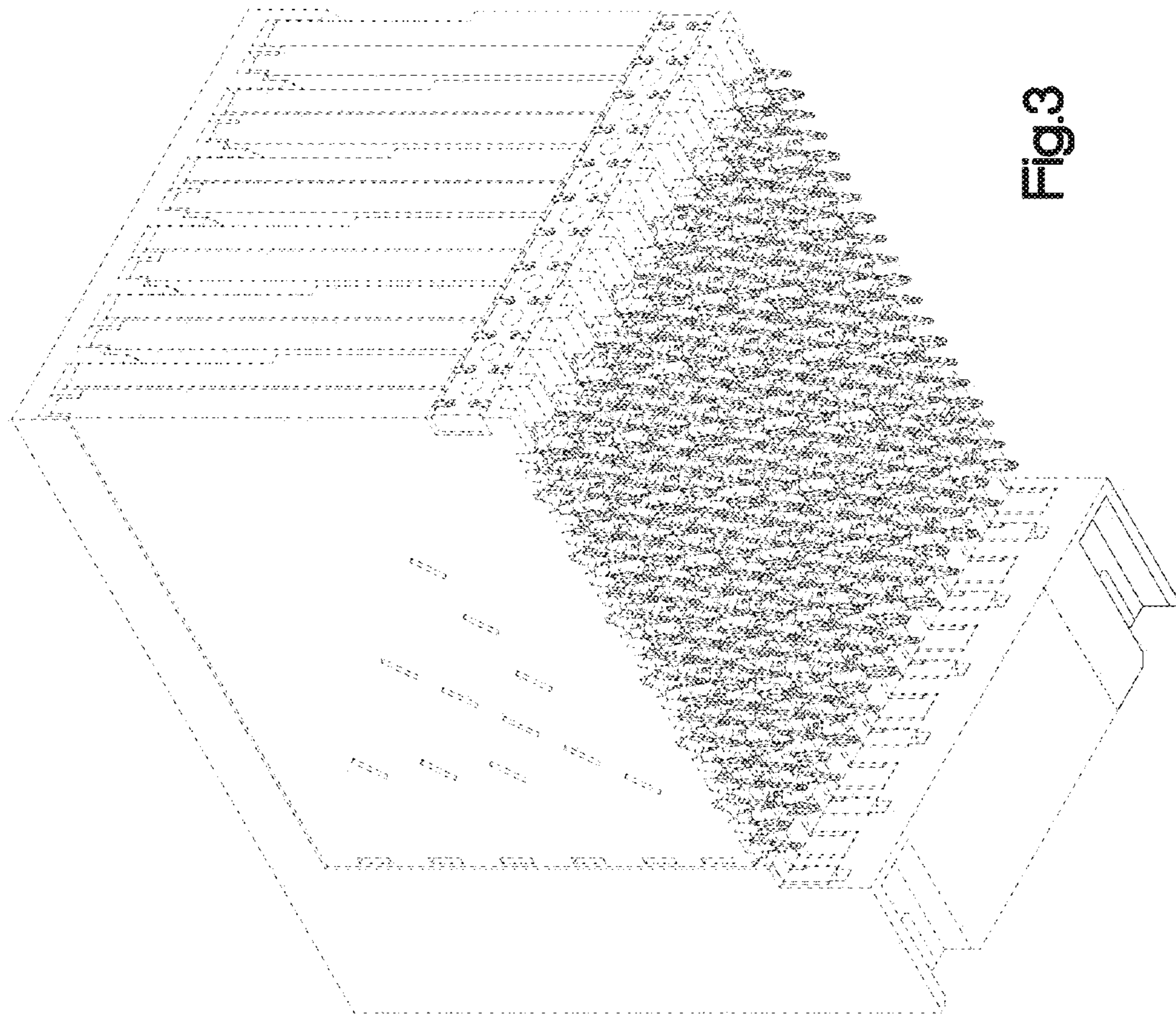


Fig.3

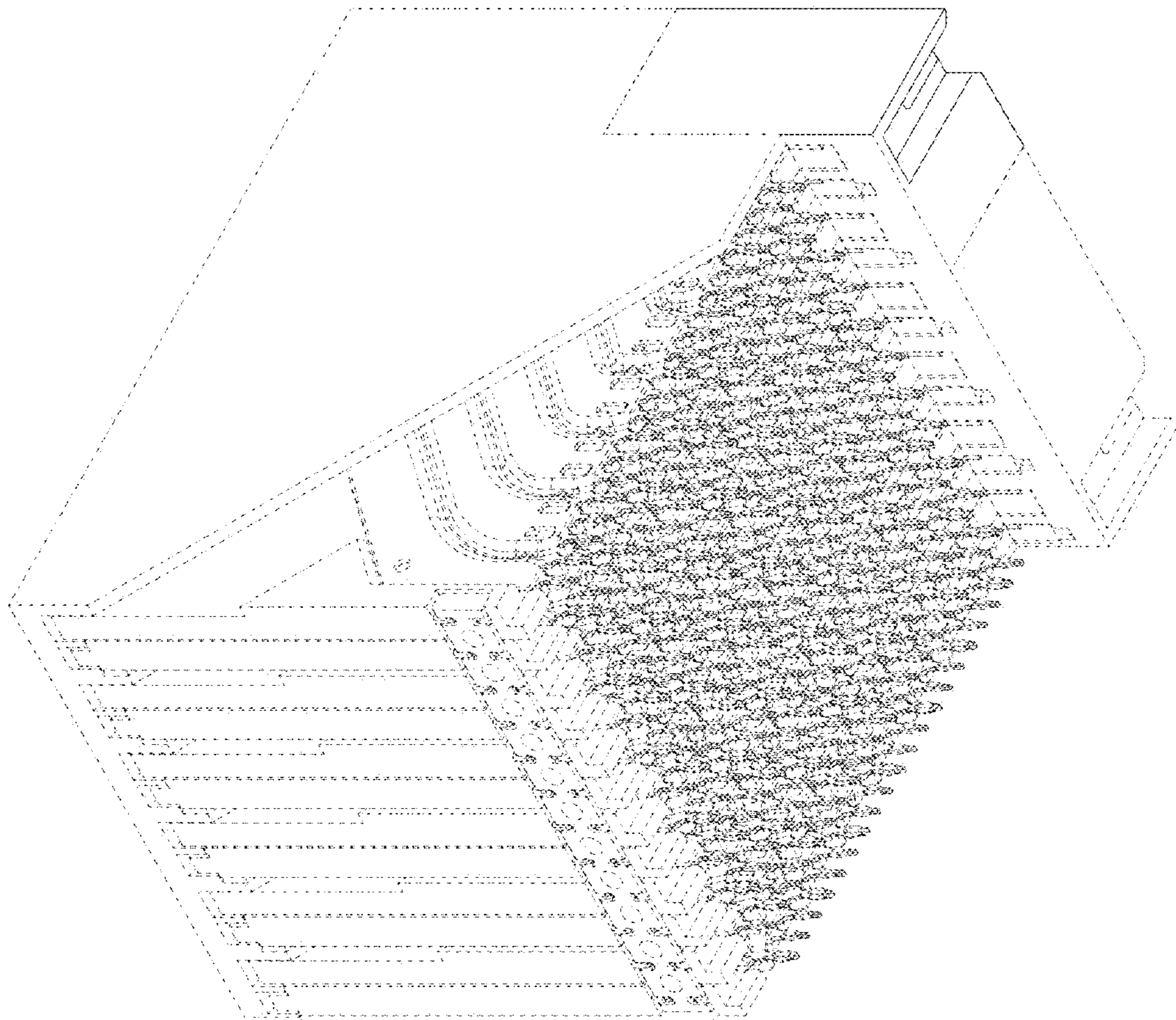


Fig.4

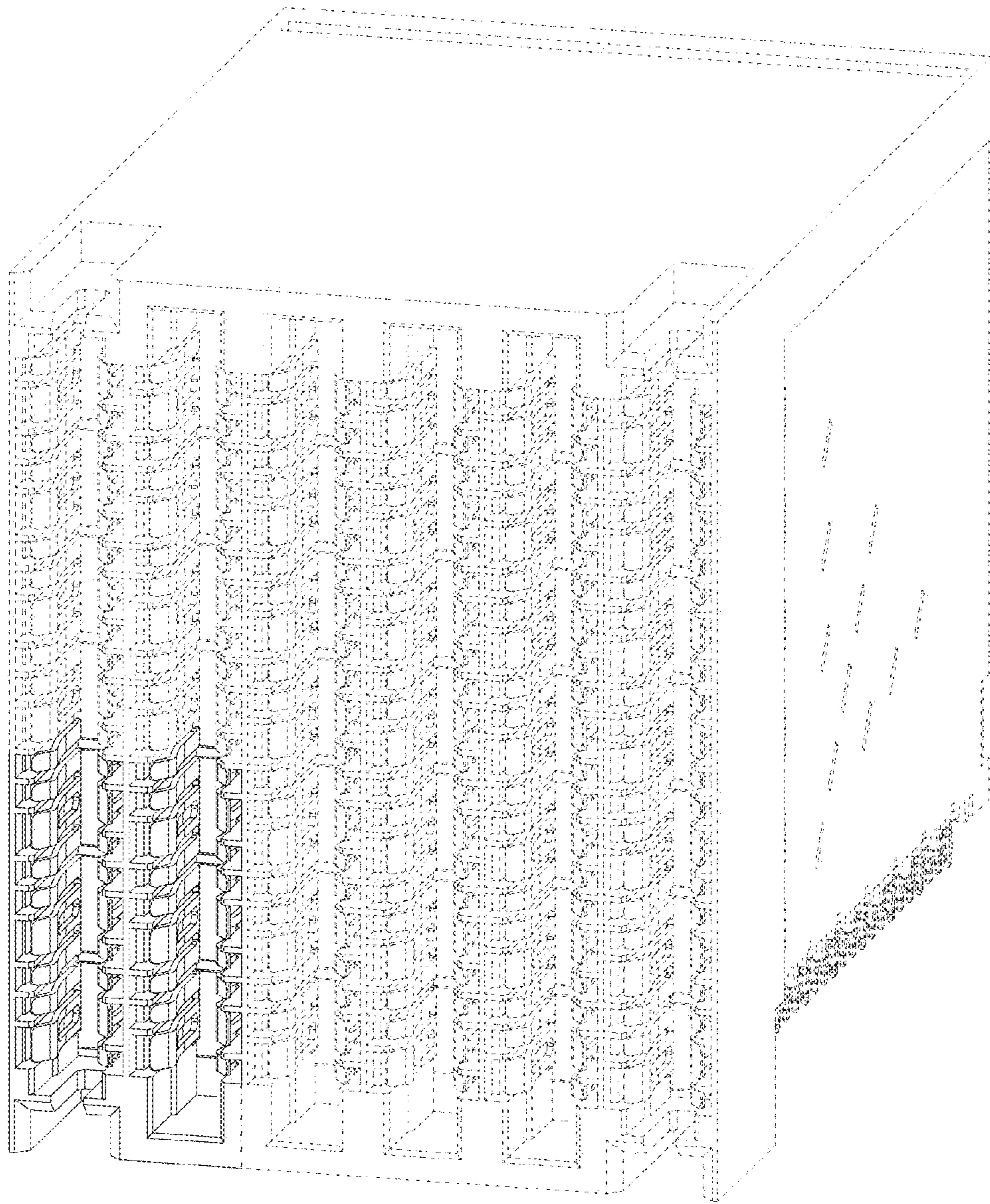


Fig.5

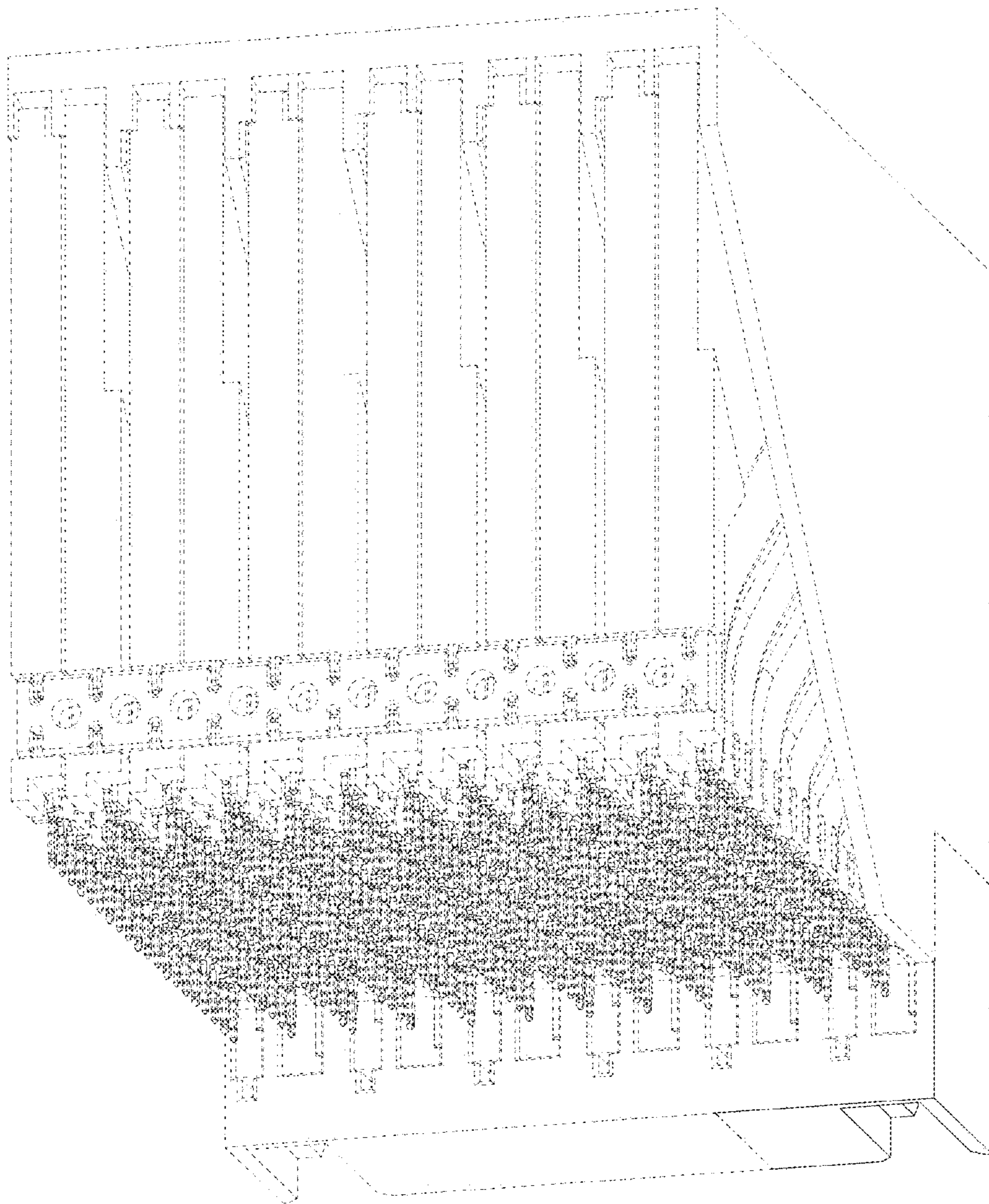


Fig.6






Fig. 8




Fig. 7

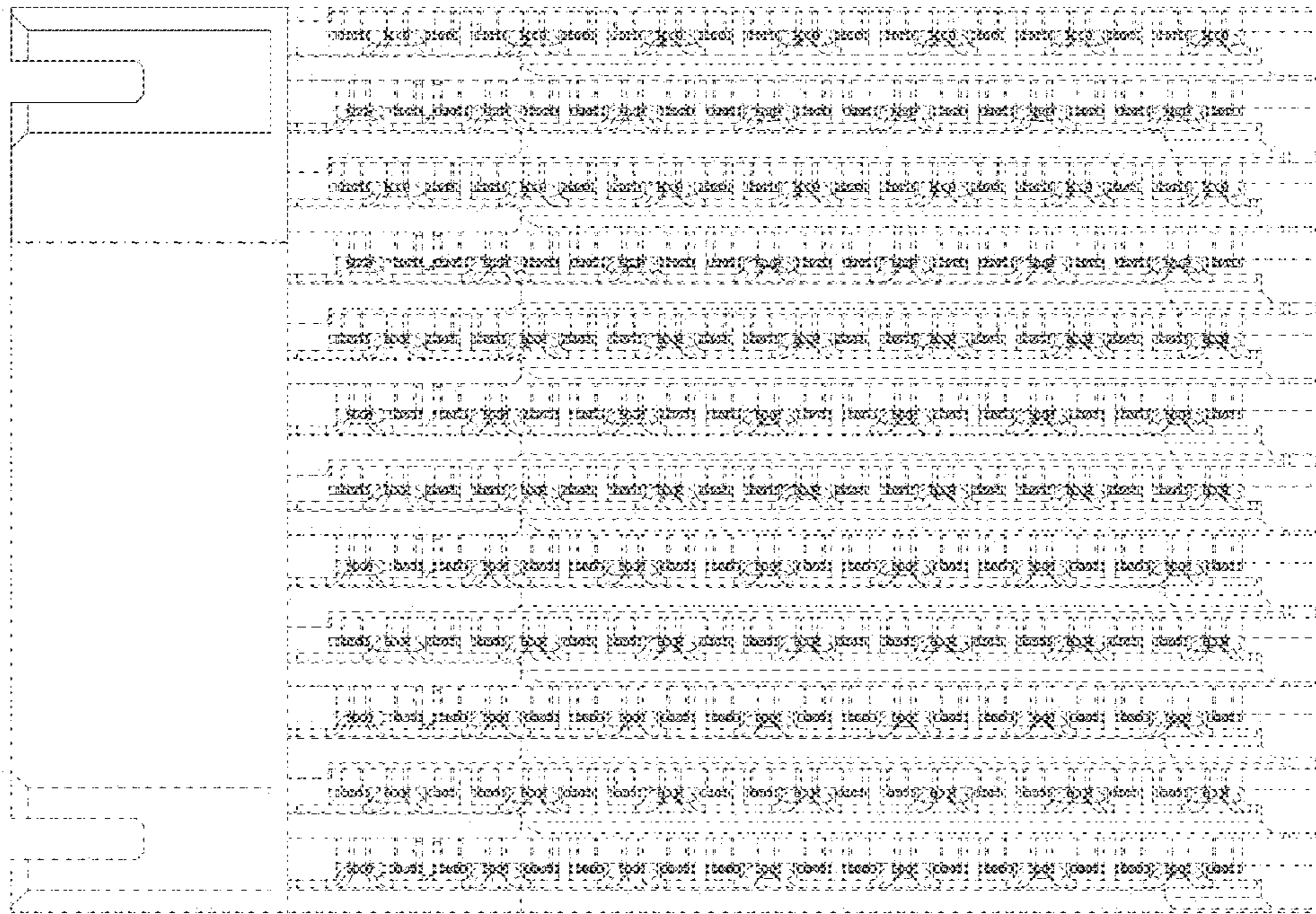


Fig. 10




Fig. 9




Fig.1




Fig.12