



US00D760163S

(12) **United States Design Patent**  
**Sontag et al.**

(10) **Patent No.:** **US D760,163 S**  
(45) **Date of Patent:** **\*\* Jun. 28, 2016**

(54) **CHARGING DEVICE**

(71) Applicant: **Airbus Operations GmbH**, Hamburg (DE)

(72) Inventors: **Stephan Sontag**, Revenahe (DE);  
**Magdalena Jobst**, Hildesheim (DE)

(73) Assignee: **Airbus Operations GmbH**, Hamburg (DE)

(\*\*) Term: **14 Years**

(21) Appl. No.: **29/516,689**

(22) Filed: **Feb. 5, 2015**

(30) **Foreign Application Priority Data**

Aug. 26, 2014 (EM) ..... 002 525 444-0001

(51) **LOC (10) Cl.** ..... **13-02**

(52) **U.S. Cl.**  
USPC ..... **D13/108**

(58) **Field of Classification Search**  
USPC ..... D13/107-110, 118, 119, 133, 144, 184;  
D14/251, 253, 432, 434; 320/107-115  
CPC ..... Y02E 60/12; Y02T 90/14; Y02T 90/122;  
Y02T 90/128; Y02T 90/163; H02J 7/025;  
H02J 7/042; H02J 7/044; H02J 7/0003;  
H02J 7/0027; H02J 7/0013; H02J 7/0054;  
H02J 7/00; H02J 2001/008; H02J 3/32;  
H02J 3/008; H01F 38/14; H01R 13/6675;  
H01M 2/1022; H01M 2/1055; H01M 10/44;  
H01M 10/46; H01M 10/425; B60L 11/182;  
B60L 11/1809; B60L 11/1861; B60R 16/03

See application file for complete search history.

(56) **References Cited**

U.S. PATENT DOCUMENTS

D577,665 S \* 9/2008 Kim ..... D13/107  
D648,339 S \* 11/2011 O'Neil ..... D14/434  
2013/0093386 A1 \* 4/2013 Tsai ..... H02J 5/005  
320/108

\* cited by examiner

*Primary Examiner* — Rosemary K Tarcza

*Assistant Examiner* — Christy Nemeth

(74) *Attorney, Agent, or Firm* — Greer, Burns & Crain, Ltd.

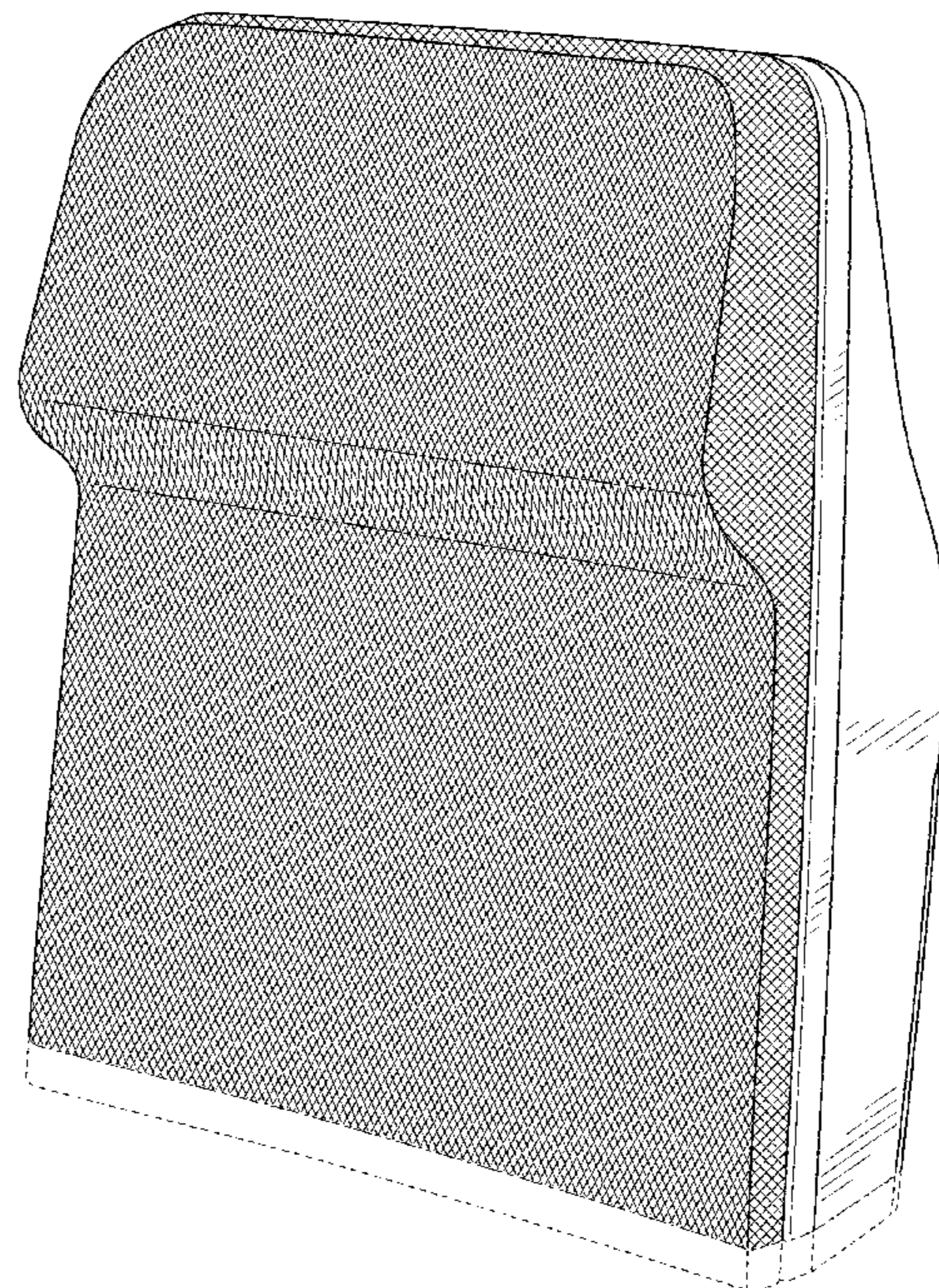
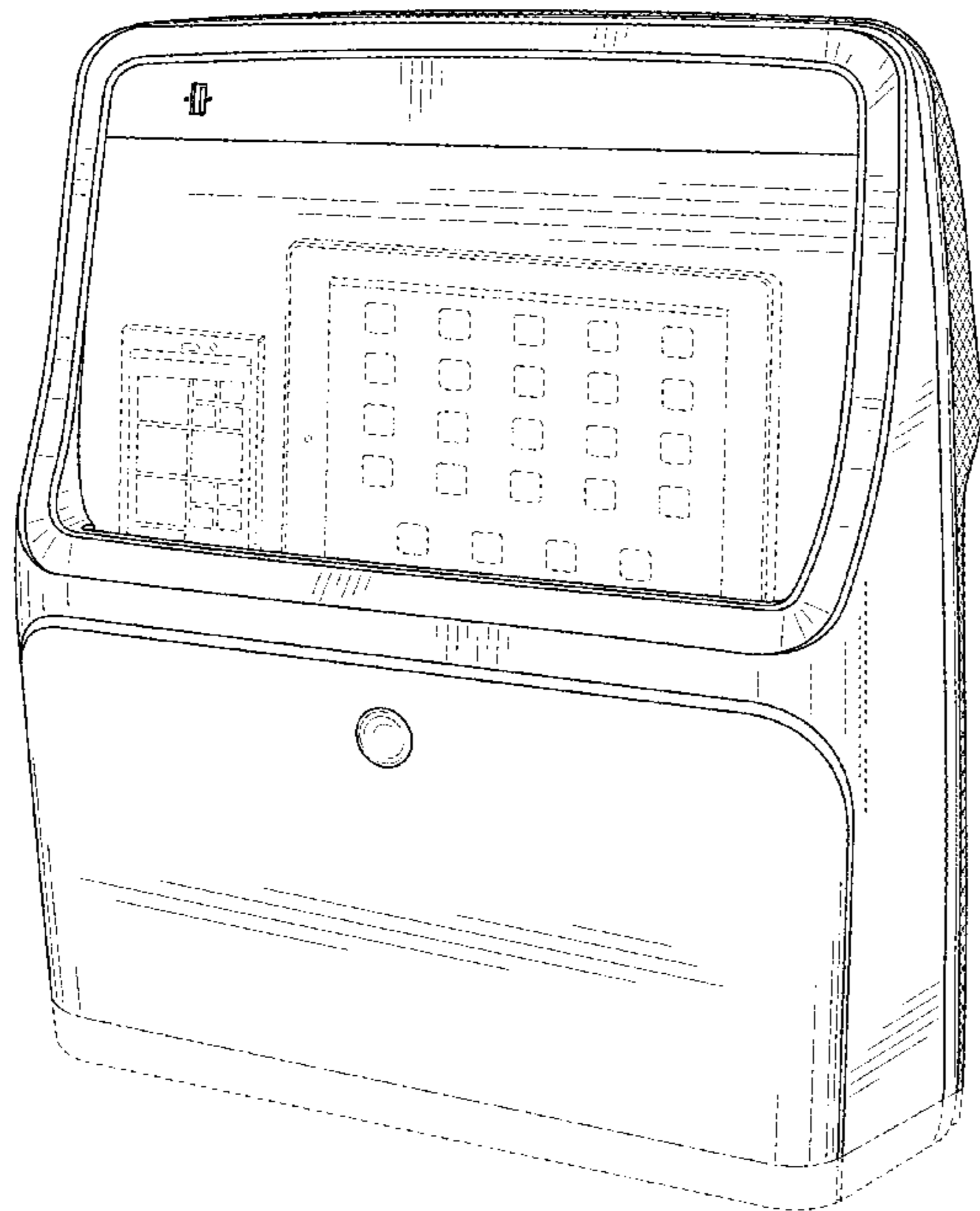
(57) **CLAIM**

The ornamental design for a charging device, as shown and described.

**DESCRIPTION**

FIG. 1 is a front perspective view of a charging device showing our new design;  
FIG. 2 is a front elevational view thereof;  
FIG. 3 is a rear elevational view thereof;  
FIG. 4 is a side elevational view thereof;  
FIG. 5 is an opposite side elevational view thereof;  
FIG. 6 is a top plan view thereof;  
FIG. 7 is a bottom plan view thereof; and,  
FIG. 8 is a rear perspective view thereof.  
The broken lines in FIGS. 1-8 represent portions of the charging device that form no part of the claimed design. The dot-dash line which defines the bounds of the claimed design forms no part thereof.

**1 Claim, 6 Drawing Sheets**



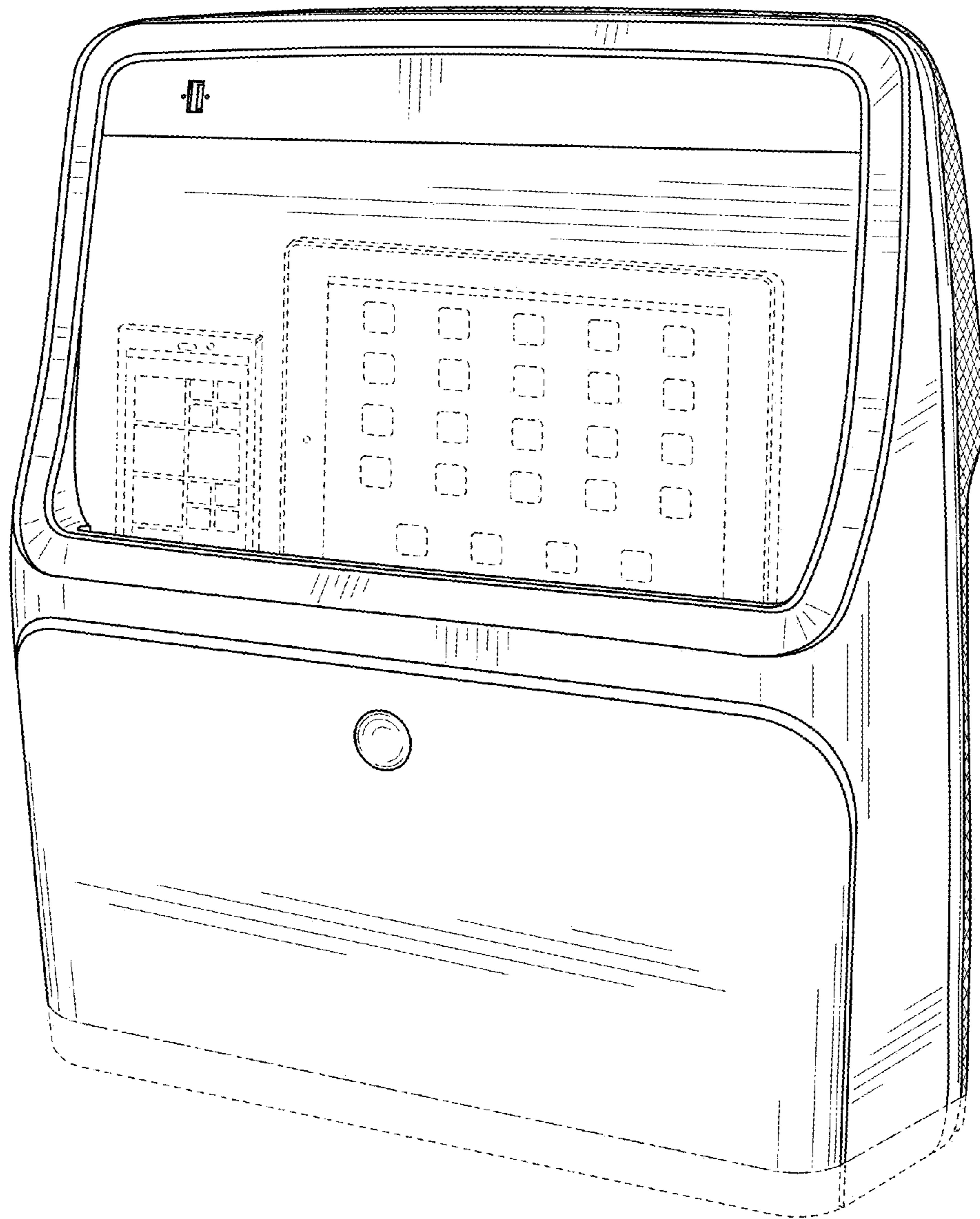


FIG. 1

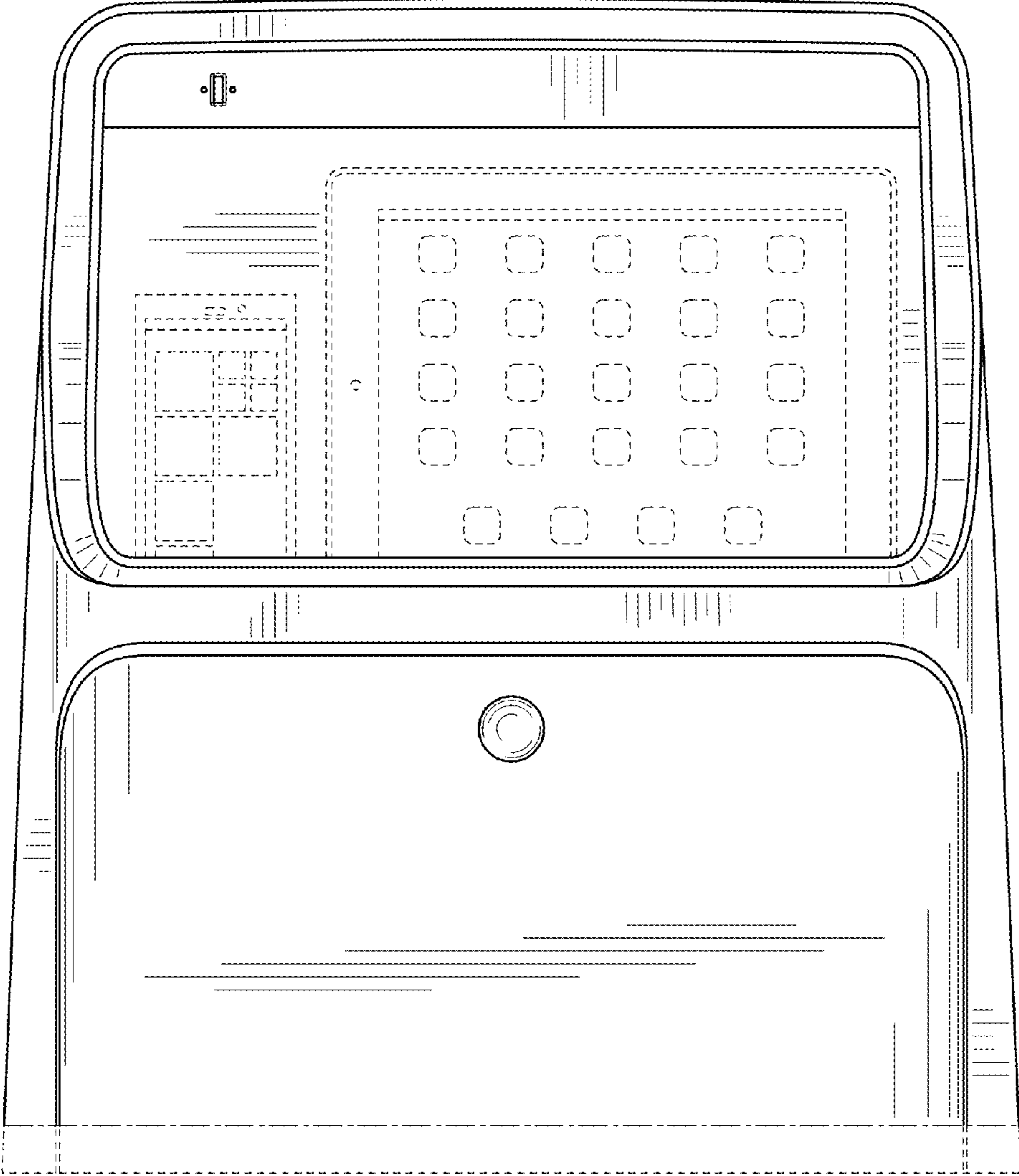


FIG. 2




FIG. 3

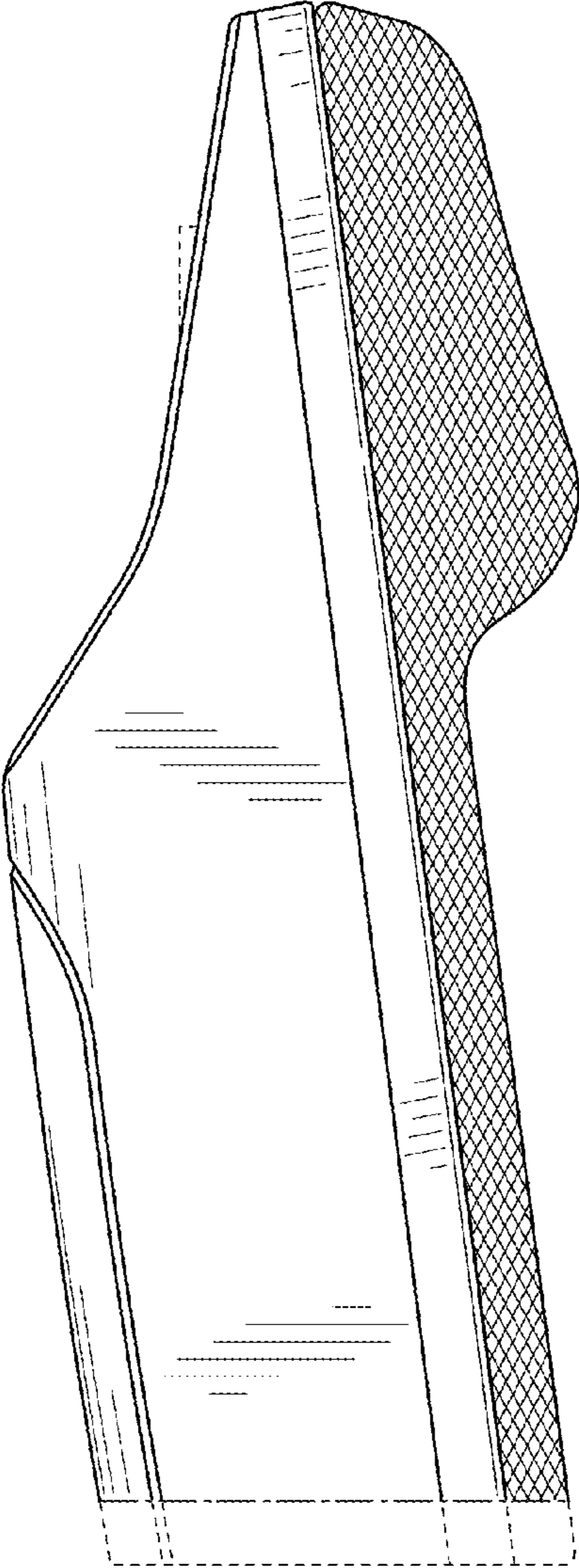


FIG. 4

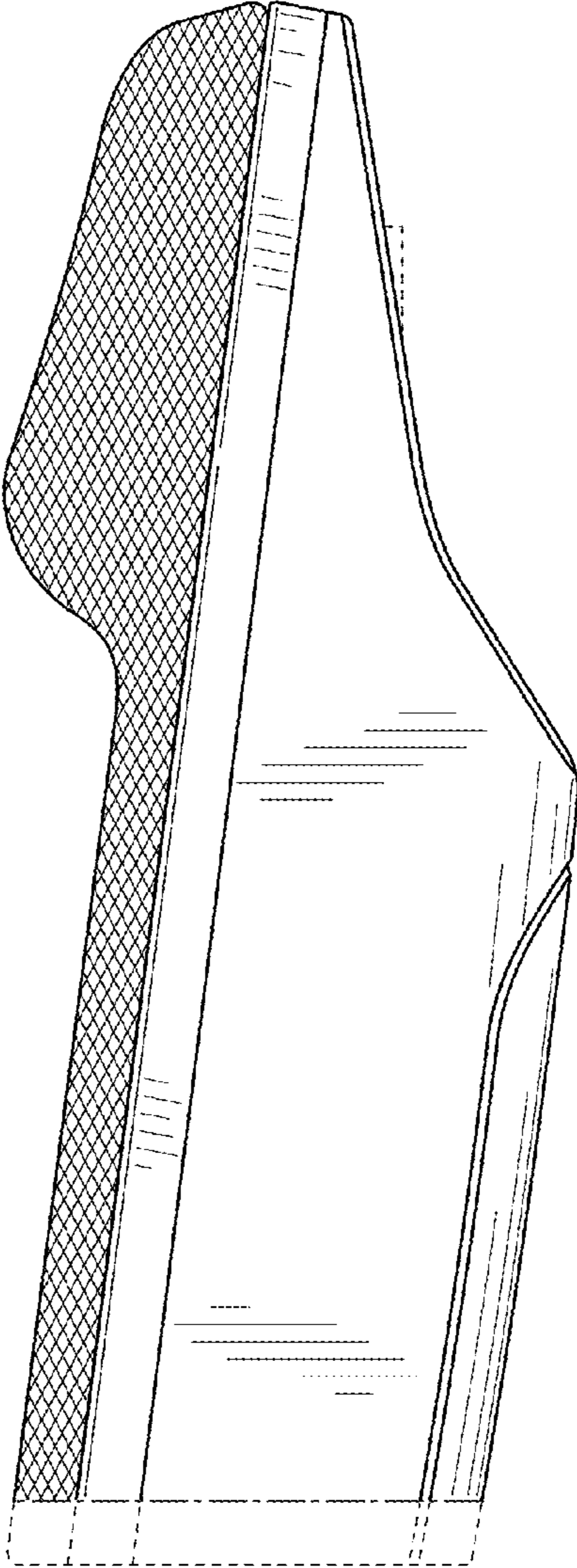


FIG. 5




FIG. 6




FIG. 7

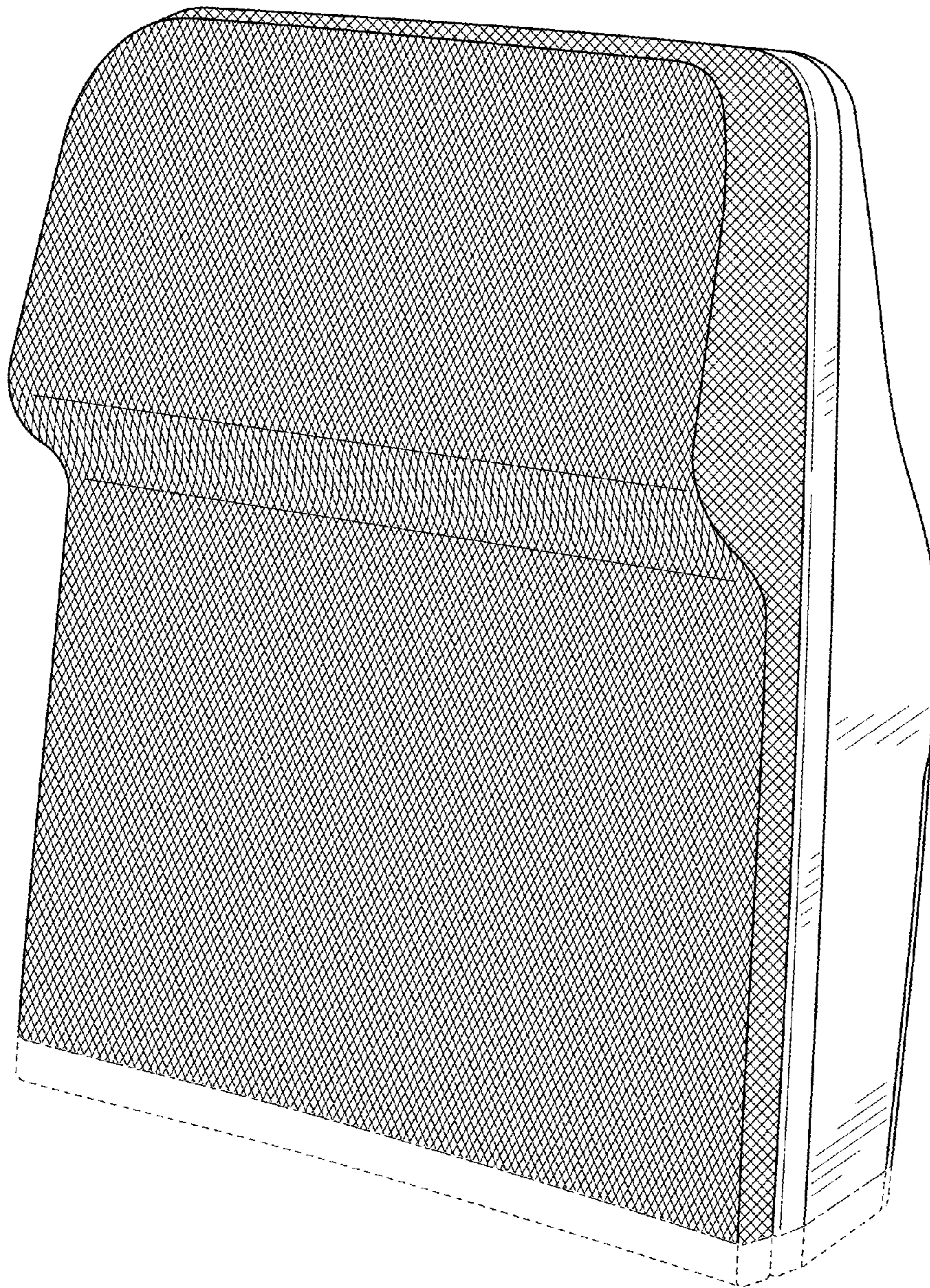


FIG. 8