



US00D760138S

(12) **United States Design Patent**  
**Henderson**

(10) **Patent No.:** **US D760,138 S**  
(45) **Date of Patent:** **\*\* Jun. 28, 2016**

- (54) **VEHICLE-WHEEL FRONT FACE**
- (71) Applicant: **MOBILE HI-TECH WHEELS,**  
Rancho Dominguez, CA (US)
- (72) Inventor: **Brian Henderson,** Seal Beach, CA (US)
- (73) Assignee: **Mobile Hi-Tech Wheels,** Rancho  
Dominguez, CA (US)
- (\*\*) Term: **14 Years**
- (21) Appl. No.: **29/516,465**
- (22) Filed: **Feb. 2, 2015**
- (51) **LOC (10) Cl.** ..... **12-16**
- (52) **U.S. Cl.**  
USPC ..... **D12/209**
- (58) **Field of Classification Search**  
USPC ..... D12/204–213  
CPC ..... B60B 7/00; B60B 7/02; B60B 7/04;  
B60B 7/01; B60B 7/06; B60B 3/02; B60B  
3/04; B60B 3/06; B60B 3/10; B60B 1/00;  
B60B 1/08; B60B 1/10; B60B 1/12  
See application file for complete search history.

(56) **References Cited**

**U.S. PATENT DOCUMENTS**

D450,288 S	*	11/2001	Lee	.....	D12/209
D463,347 S	*	9/2002	Takezawa	.....	D12/209
D475,006 S	*	5/2003	Yoshida	.....	D12/209
D477,556 S	*	7/2003	Koch	.....	D12/211
D531,564 S	*	11/2006	Martin	.....	D12/209
D567,166 S	*	4/2008	Bogani	.....	D12/209

D622,197 S	*	8/2010	Zhao	.....	D12/209
D671,060 S	*	11/2012	Baum	.....	D12/209
D671,479 S	*	11/2012	Gonser	.....	D12/209
D673,494 S	*	1/2013	Lemke	.....	D12/209
D684,913 S	*	6/2013	Chen	.....	D12/209
D697,012 S	*	1/2014	Starr, Jr.	.....	D12/209
D707,165 S	*	6/2014	Wheel	.....	D12/209
D717,711 S	*	11/2014	Kern	.....	D12/211
D719,891 S	*	12/2014	Johnson	.....	D12/209
D722,000 S	*	2/2015	Kern	.....	D12/209
D739,329 S	*	9/2015	Watkin	.....	D12/211
D745,841 S	*	12/2015	Ferrett	.....	D12/209

\* cited by examiner

*Primary Examiner* — Stacia Cadmus

(74) *Attorney, Agent, or Firm* — Lewis Roca Rothgerber  
Christie LLP

(57) **CLAIM**

The ornamental design for vehicle-wheel front face, as shown  
and described.

**DESCRIPTION**

FIG. 1 is a perspective view of a vehicle wheel front face according to my new design;  
FIG. 2 is a front elevational view thereof; and,  
FIG. 3 is a side elevational view thereof.  
The broken line showing of the side portion and the front lip of the wheel, the bolt holes in the central hub area and the round elements on the front face of the wheel is included for the purpose of illustrating environment and forms no part of the claimed design.

**1 Claim, 3 Drawing Sheets**

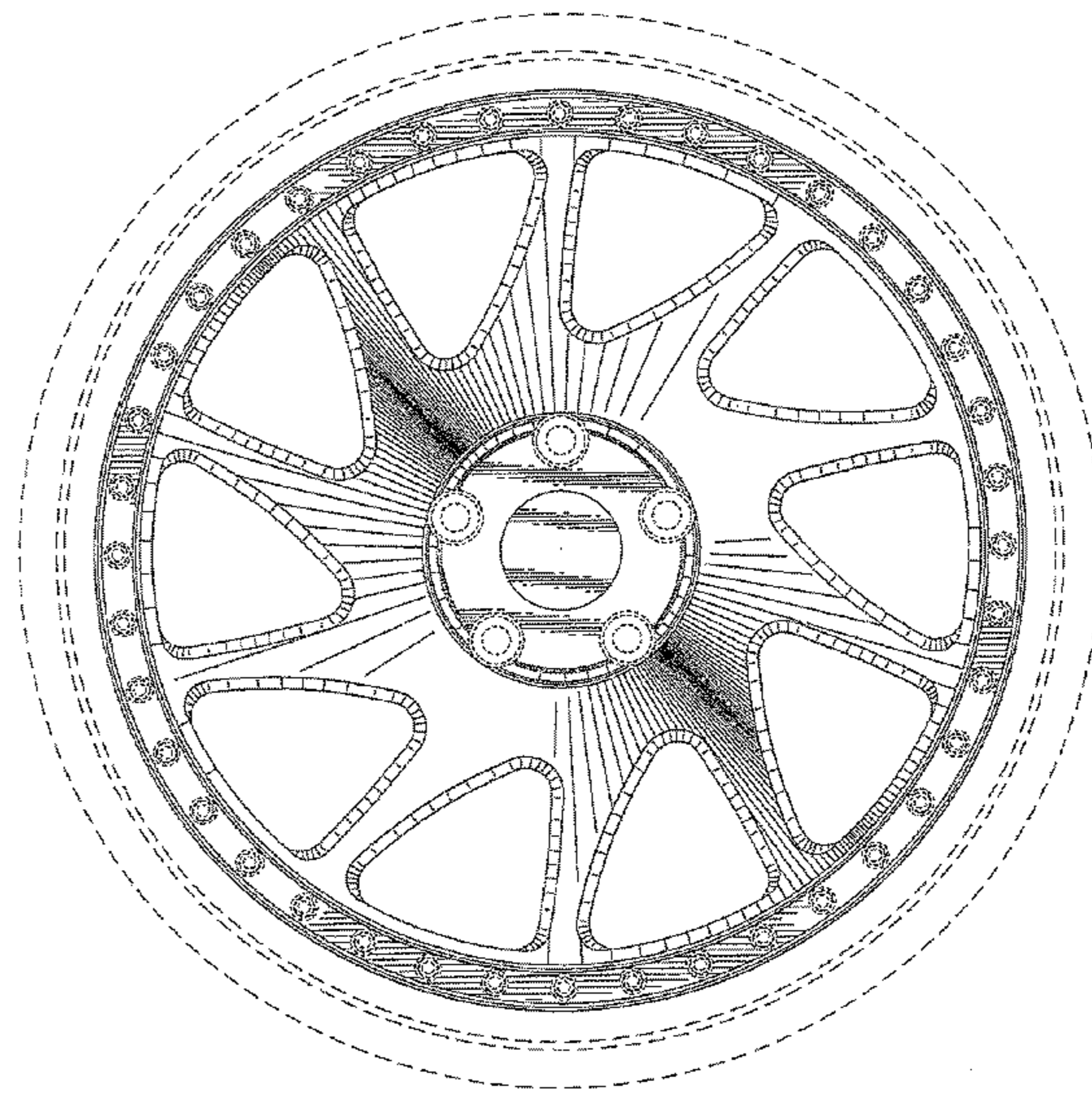
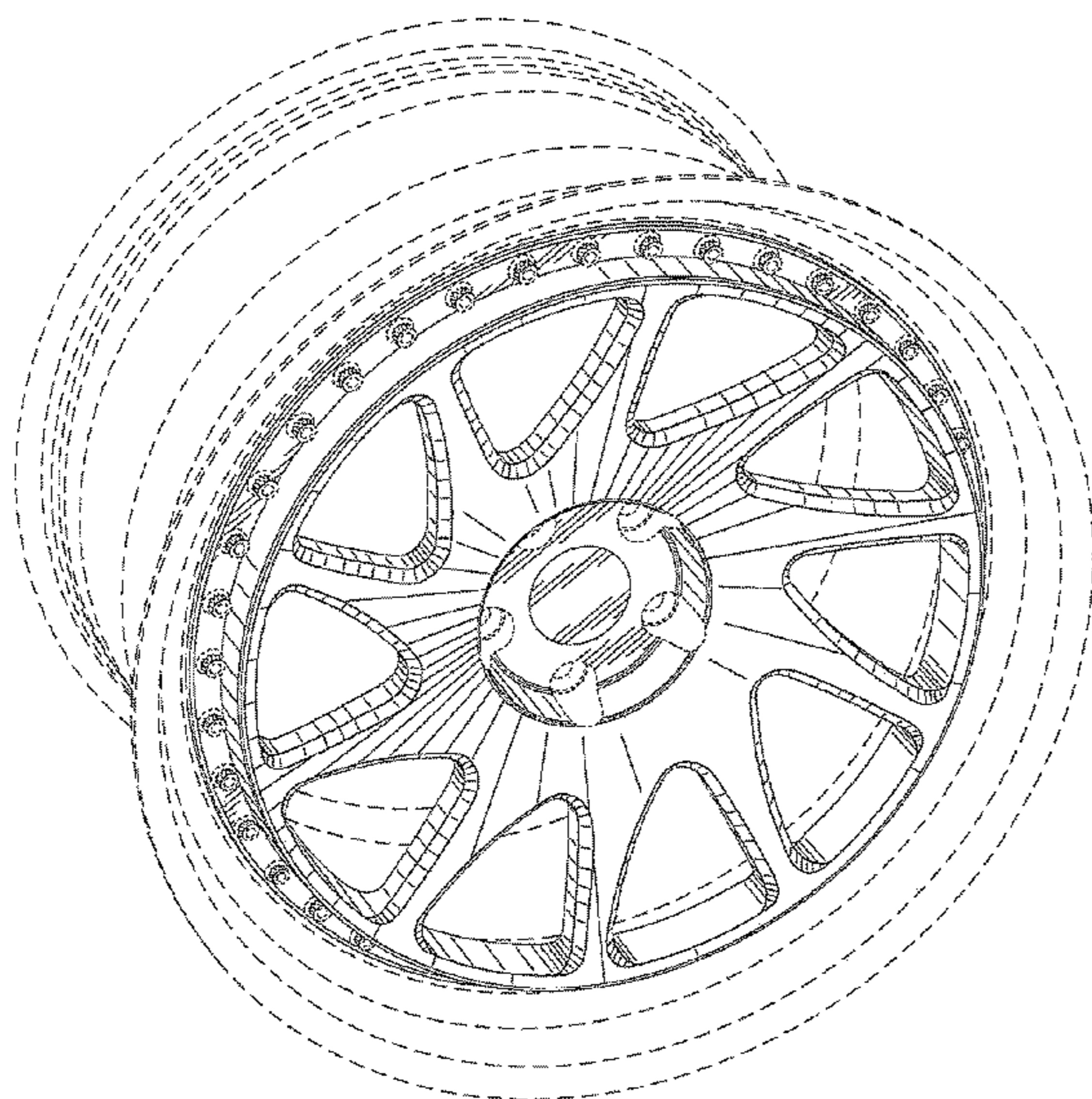


FIG. 1

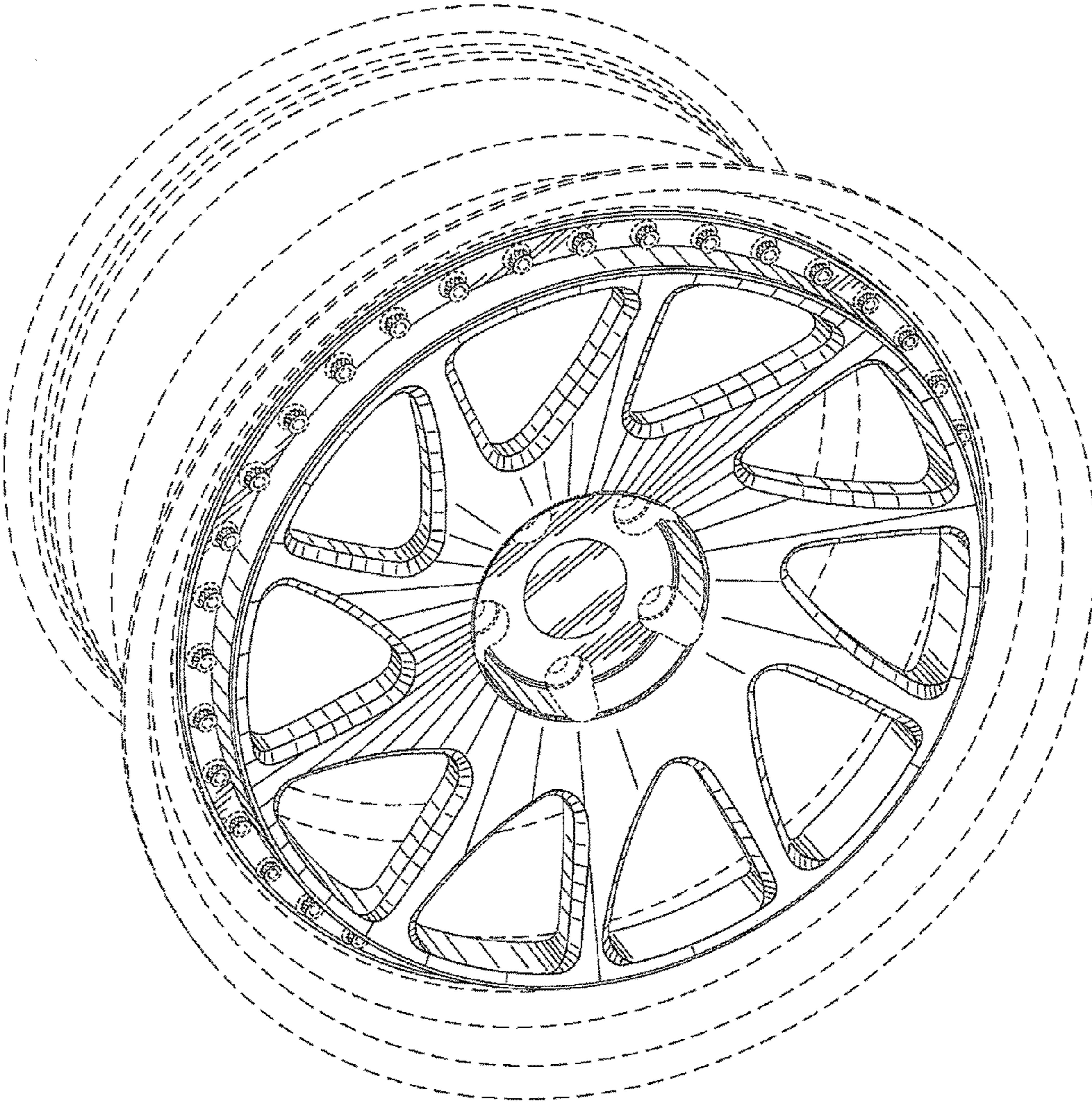
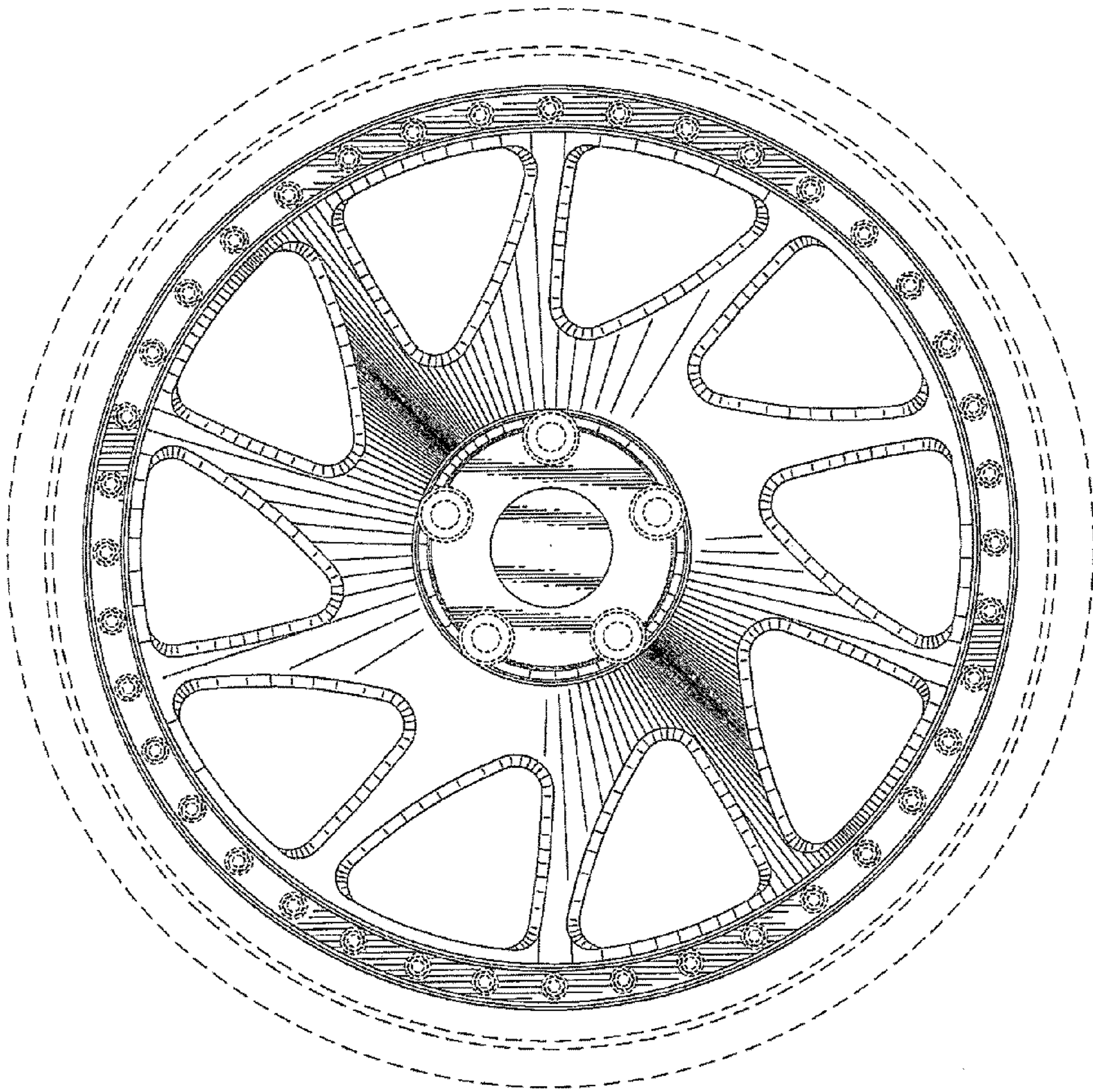


FIG. 2



*FIG. 3*

