



US00D760134S

(12) **United States Design Patent**
Montousse et al.

(10) **Patent No.:** **US D760,134 S**
(45) **Date of Patent:** **** Jun. 28, 2016**

(54) **STEERING WHEEL FOR MOTOR VEHICLE**

(71) Applicant: **Mazda Motor Corporation**, Hiroshima (JP)

(72) Inventors: **Julien Montousse**, Irvine, CA (US);
Takayuki Nakamura, Hiroshima (JP)

(73) Assignee: **Mazda Motor Corporation**, Hiroshima (JP)

(**) Term: **15 Years**

(21) Appl. No.: **29/529,671**

(22) Filed: **Jun. 9, 2015**

(51) **LOC (10) Cl.** **12-16**

(52) **U.S. Cl.**
USPC **D12/176**

(58) **Field of Classification Search**
USPC D12/175, 176, 177; D14/401, 414;
D21/385, 477, 566; 74/552, 558;
340/475, 476, 477; 434/69, 70
CPC B60Q 1/1461; B60K 37/06; G05G 1/10;
B60R 16/037; B62D 1/16
See application file for complete search history.

(56) **References Cited**

U.S. PATENT DOCUMENTS

| | | | | |
|--------------|---------|-----------|-------|---------|
| D428,588 S * | 7/2000 | Uken | | D12/175 |
| D511,485 S * | 11/2005 | Juraschek | | D12/176 |
| D692,813 S * | 11/2013 | Koyama | | D12/175 |
| D696,991 S * | 1/2014 | Bose | | D12/176 |
| D703,594 S * | 4/2014 | Kim | | D12/176 |
| D704,108 S * | 5/2014 | Frank | | D12/176 |
| D707,162 S * | 6/2014 | Finney | | D12/175 |
| D727,226 S * | 4/2015 | Mayerle | | D12/176 |

| | | | | |
|-------------------|---------|-----------|-------|------------------------|
| D734,695 S * | 7/2015 | Wiedeman | | D12/176 |
| D741,759 S * | 10/2015 | Persson | | D12/176 |
| D743,858 S * | 11/2015 | Sugiura | | D12/176 |
| 2005/0189159 A1 * | 9/2005 | Weber | | B62D 1/046 180/315 |
| 2009/0314128 A1 * | 12/2009 | Rick | | B62D 1/065 74/558 |
| 2015/0082933 A1 * | 3/2015 | Spaggiari | | B62D 1/046 74/484 R |
| 2015/0253922 A1 * | 9/2015 | Goodlein | | G06F 3/0488 345/173 |
| 2016/0004383 A1 * | 1/2016 | Goodlein | | G06F 3/0488 345/173 |

FOREIGN PATENT DOCUMENTS

DE 102008022441 A1 * 11/2009 B60K 20/06

* cited by examiner

Primary Examiner — Rosemary K Tarca

Assistant Examiner — Yolanda Robinson

(74) *Attorney, Agent, or Firm* — Studebaker & Brackett PC


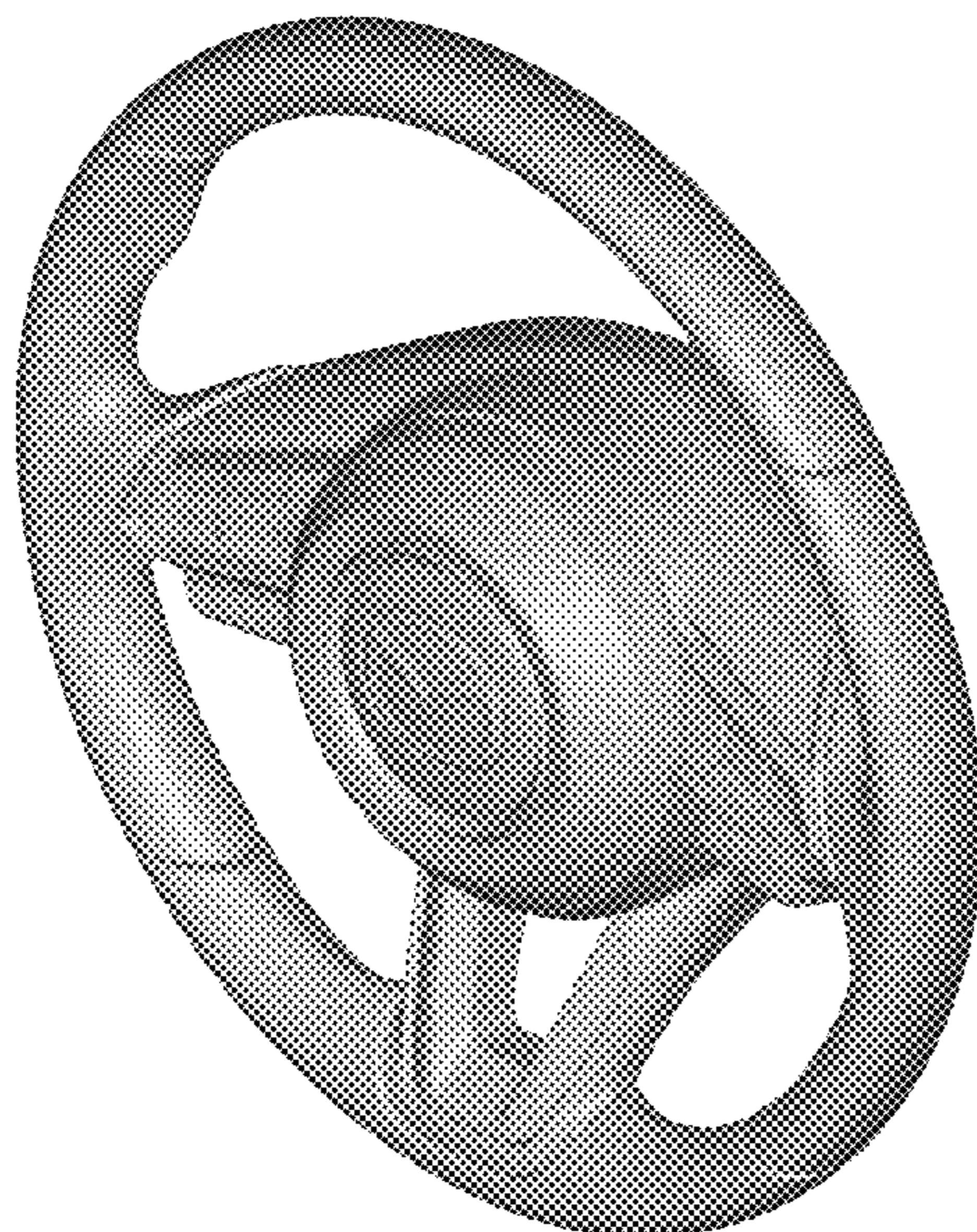
(57) **CLAIM**

The ornamental design for a steering wheel for motor vehicle, as shown and described.

DESCRIPTION

FIG. 1 is a first perspective view of a steering wheel for motor vehicle;
FIG. 2 is a second perspective view thereof;
FIG. 3 is a front view thereof;
FIG. 4 is a rear view thereof;
FIG. 5 is a left side view thereof, the opposite side being a mirror image of the side shown herein;
FIG. 6 is a top view thereof; and,
FIG. 7 is a bottom view thereof.

1 Claim, 4 Drawing Sheets



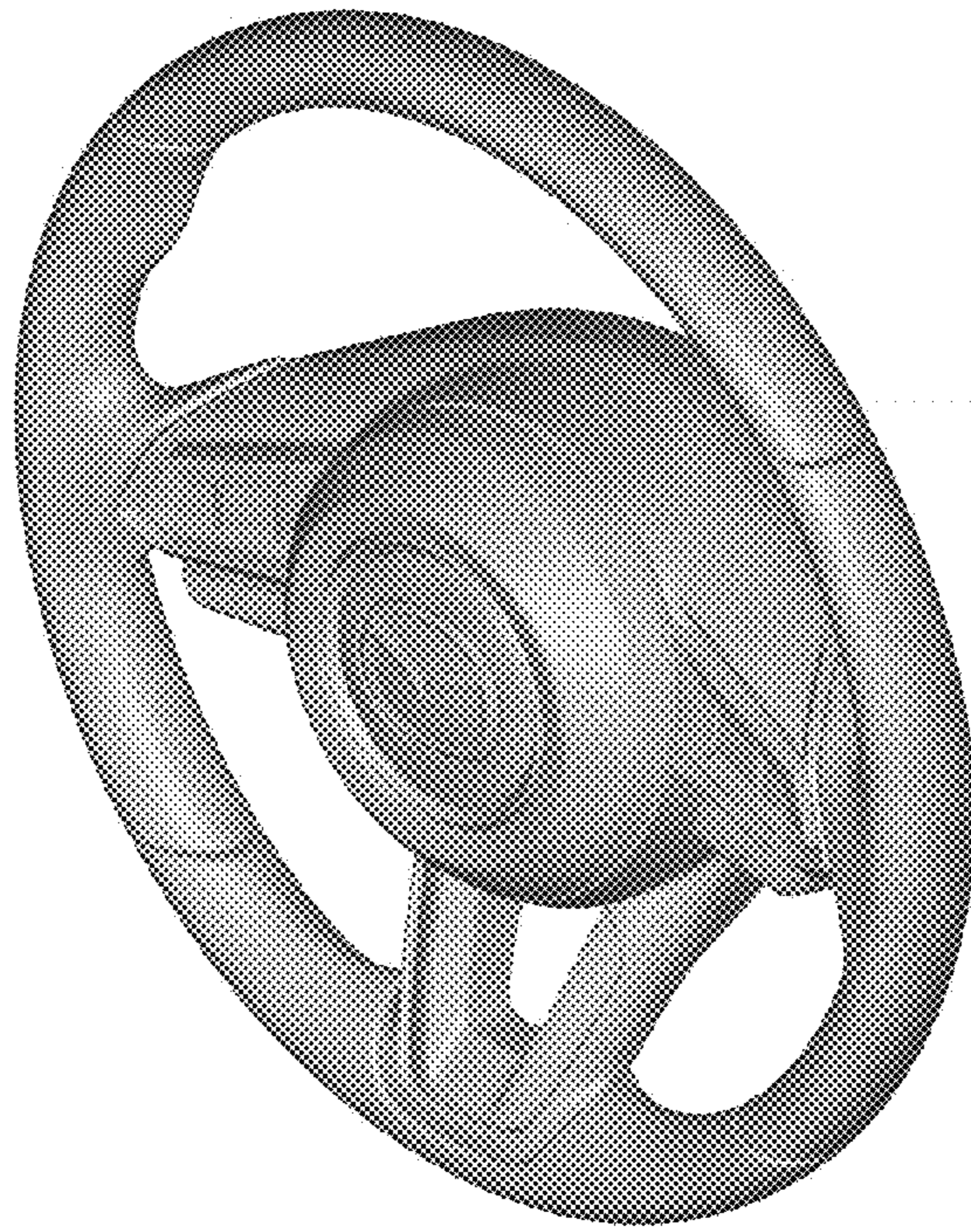


FIG. 1




FIG. 2




FIG. 3




FIG. 4




FIG. 5




FIG. 6




FIG. 7