



US00D760115S

(12) **United States Design Patent**
Zhao

(10) **Patent No.:** **US D760,115 S**
(45) **Date of Patent:** **** Jun. 28, 2016**

(54) **COVER FOR CHRISTMAS TREE BASE**

(71) Applicant: **Ningbo Flying-horse International Co., Ltd, Ningbo (CN)**

(72) Inventor: **Honghua Zhao, Ningbo (CN)**

(**) Term: **14 Years**

(21) Appl. No.: **29/521,123**

(22) Filed: **Mar. 20, 2015**

(30) **Foreign Application Priority Data**

Feb. 13, 2015 (CN) 2015 3 0045568

(51) **LOC (10) Cl.** **11-05**

(52) **U.S. Cl.**
USPC **D11/130**

(58) **Field of Classification Search**
USPC D11/117, 118, 121, 130, 130.1, 131, 142, 143, 144, 152, 153, 154, 164; D2/775, 861; D7/624.1, 624.2; 206/423; 47/40.5; 428/7, 8, 9, 12, 18, 428/19, 20, 66.6
CPC B65D 85/00; B65D 85/50; B65D 85/505; B65D 85/52; A47G 7/08; A47G 7/085; A47G 33/12; A47G 33/1206; A47G 33/1266; A47G 33/128; A47G 33/04; A47G 33/045; A47G 33/08

See application file for complete search history.

(56) **References Cited**

U.S. PATENT DOCUMENTS

1,853,164 A * 4/1932 Block A47G 33/12 248/524
D188,192 S * 6/1960 Riveras D11/130
D229,758 S * 1/1974 Bartel D11/130

D280,979 S * 10/1985 Groth 428/131
4,799,520 A * 1/1989 Blackburn A47G 33/045 206/423
5,249,772 A * 10/1993 Montie, Jr. A47G 33/12 248/516
D373,327 S * 9/1996 Rush D11/130.1
D406,080 S * 2/1999 Marr D11/130
D410,619 S * 6/1999 Hamowy D12/407
D417,078 S * 11/1999 Dodds D3/306
D426,706 S * 6/2000 Winderl D3/304
D475,817 S * 6/2003 Heyek D1/118
6,705,044 B2 * 3/2004 Clancey A01G 13/0281 47/31.1
D516,815 S * 3/2006 Peller D3/306
D535,822 S * 1/2007 Smith D3/304
D670,597 S * 11/2012 Krizan D11/130
8,734,928 B1 * 5/2014 LaVigna F24C 1/10 150/154
D723,417 S * 3/2015 Walter D11/130
D737,171 S * 8/2015 Walter D11/130

* cited by examiner

Primary Examiner — Elizabeth J Oswecki

(74) *Attorney, Agent, or Firm* — Prakash Nama; Global IP Services, PLLC



(57) **CLAIM**

The ornamental design for an ornamental cover for Christmas tree base, as shown.

DESCRIPTION

FIG. 1 is a front elevational view of an ornamental cover for Christmas tree base showing my new design;
FIG. 2 is a rear elevational view thereof;
FIG. 3 is a left side view thereof;
FIG. 4 is a right side view thereof;
FIG. 5 is a top plan view thereof;
FIG. 6 is a bottom plan view thereof; and,
FIG. 7 is a perspective view thereof.

1 Claim, 5 Drawing Sheets



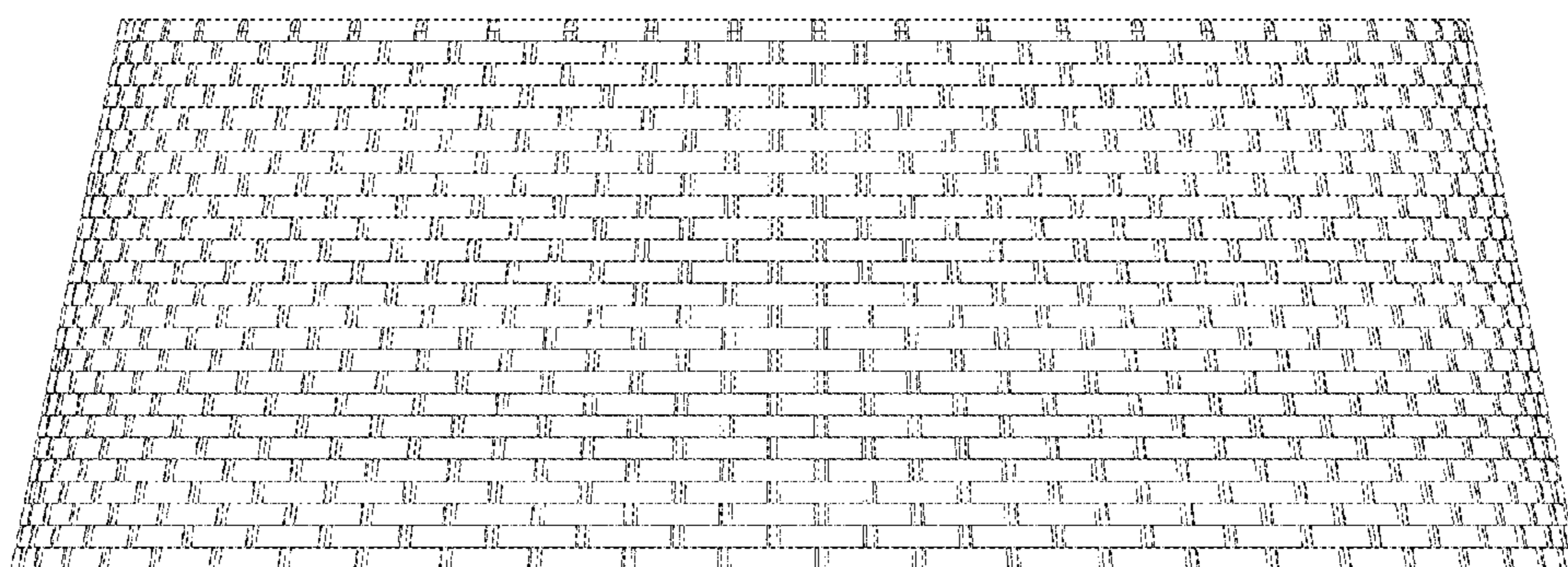


FIG. 1




FIG. 2




FIG. 3




FIG. 4




FIG. 5

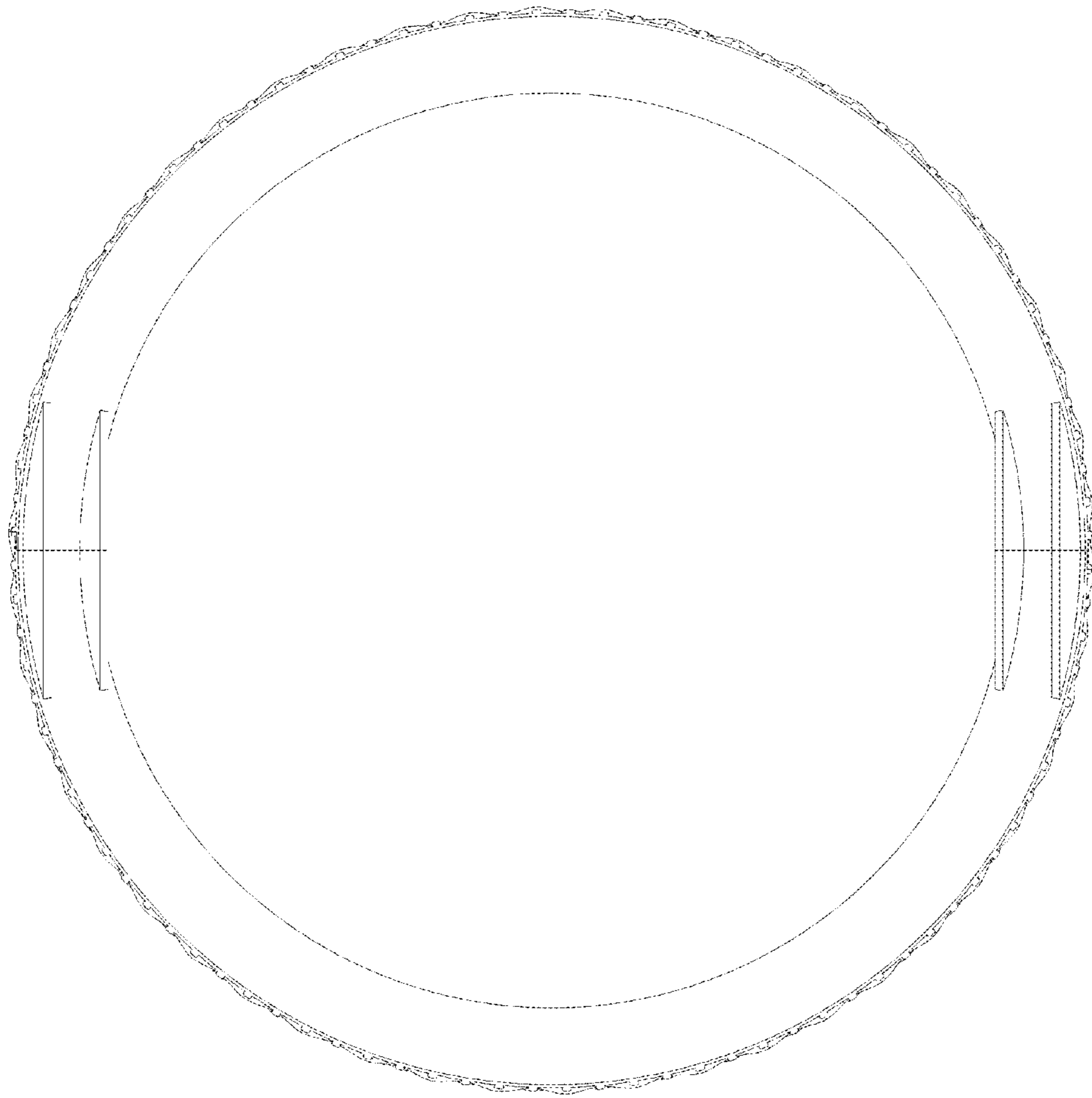


FIG. 6

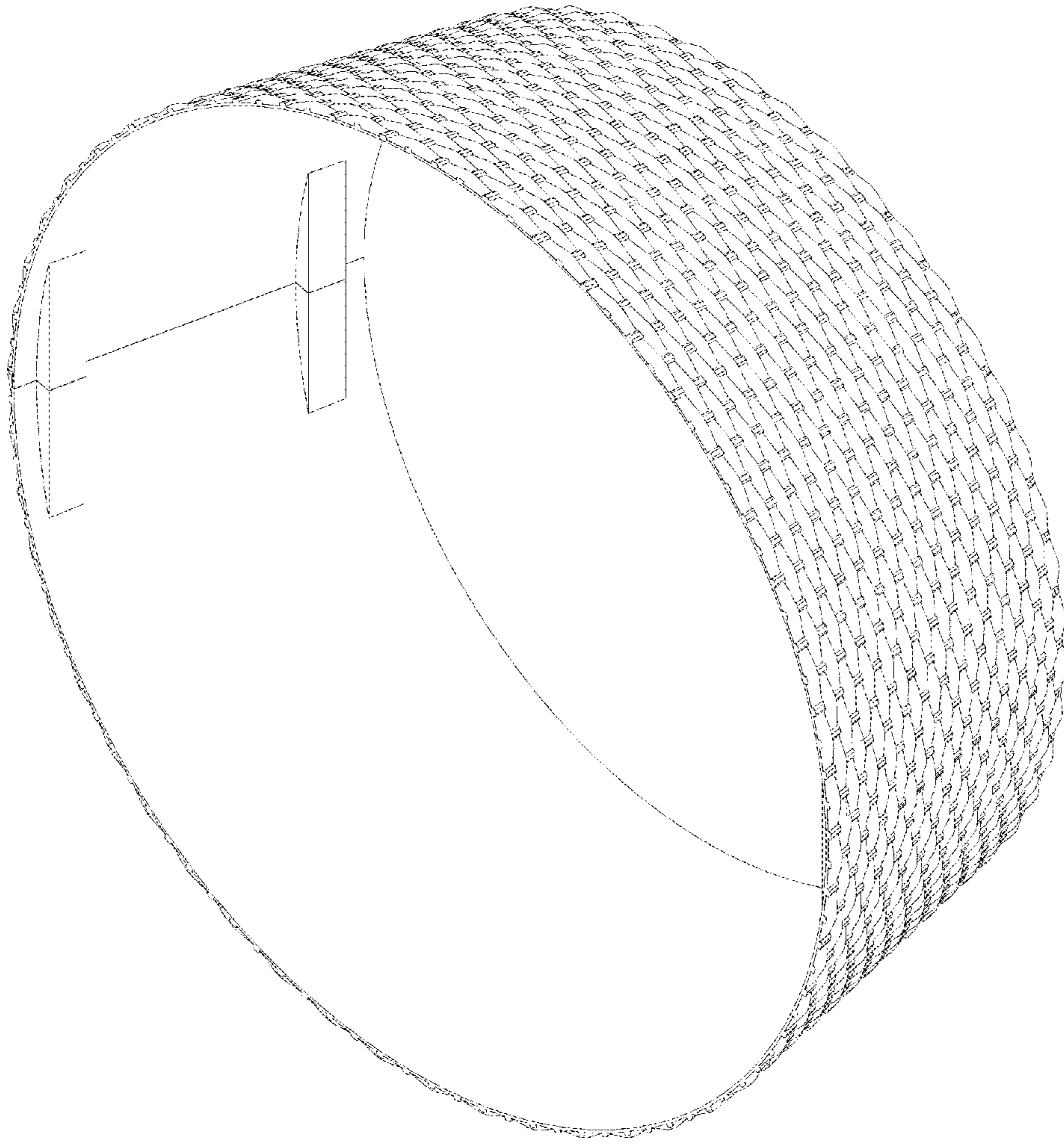


FIG. 7