



US00D760114S

(12) **United States Design Patent**
Kabeiseman

(10) **Patent No.:** **US D760,114 S**
(45) **Date of Patent:** **** Jun. 28, 2016**

(54) **DECORATIVE TREE**
(71) Applicant: **Aquilian, LLC**, Chantilly, VA (US)
(72) Inventor: **Joseph Kabeiseman**, Chantilly, VA (US)
(73) Assignee: **AQUILIAN, LLC**, Chantilly, VA (US)
(**) Term: **14 Years**
(21) Appl. No.: **29/517,229**
(22) Filed: **Feb. 11, 2015**
(51) **LOC (10) Cl.** **11-04**
(52) **U.S. Cl.**
USPC **D11/118**
(58) **Field of Classification Search**
USPC D11/117, 118, 119, 121, 125, 130,
D11/130.1, 131, 132, 133, 157; 428/7, 8, 9,
428/11, 12, 15, 17, 18, 19, 20, 21, 22
CPC A47G 33/00; A47G 33/04; A47G 33/045;
A47G 33/06; A47G 33/08; A47G 33/12;
A47G 33/1206; A47G 33/124; A47G 33/1266
See application file for complete search history.

D223,497 S * 4/1972 Gelardi D11/118
3,766,376 A * 10/1973 Sadacca A47G 33/126
362/123
3,829,349 A * 8/1974 Hermanson A47G 33/06
428/20
D276,962 S * 1/1985 Moore D11/118
D344,043 S * 2/1994 Brookshire, Sr. D11/118
D351,810 S * 10/1994 Lange D11/118
D401,886 S * 12/1998 Burnett D11/118
D418,776 S * 1/2000 Koo D11/118
6,514,581 B1 * 2/2003 Gregory A47G 33/06
428/18
D494,095 S * 8/2004 Xin D11/118
D504,083 S * 4/2005 Xin D11/118
D507,989 S * 8/2005 Lamb D11/118
D595,181 S * 6/2009 Broel D11/117
D621,635 S * 8/2010 Murphy D11/118
D626,883 S * 11/2010 Rosario D11/117
D669,813 S * 10/2012 Williams D11/118

* cited by examiner

Primary Examiner — Elizabeth J Oswecki
(74) *Attorney, Agent, or Firm* — Pillsbury Winthrop Shaw Pittman LLP

(57) **CLAIM**
The ornamental design for a decorative tree, as shown and described.

(56) **References Cited**

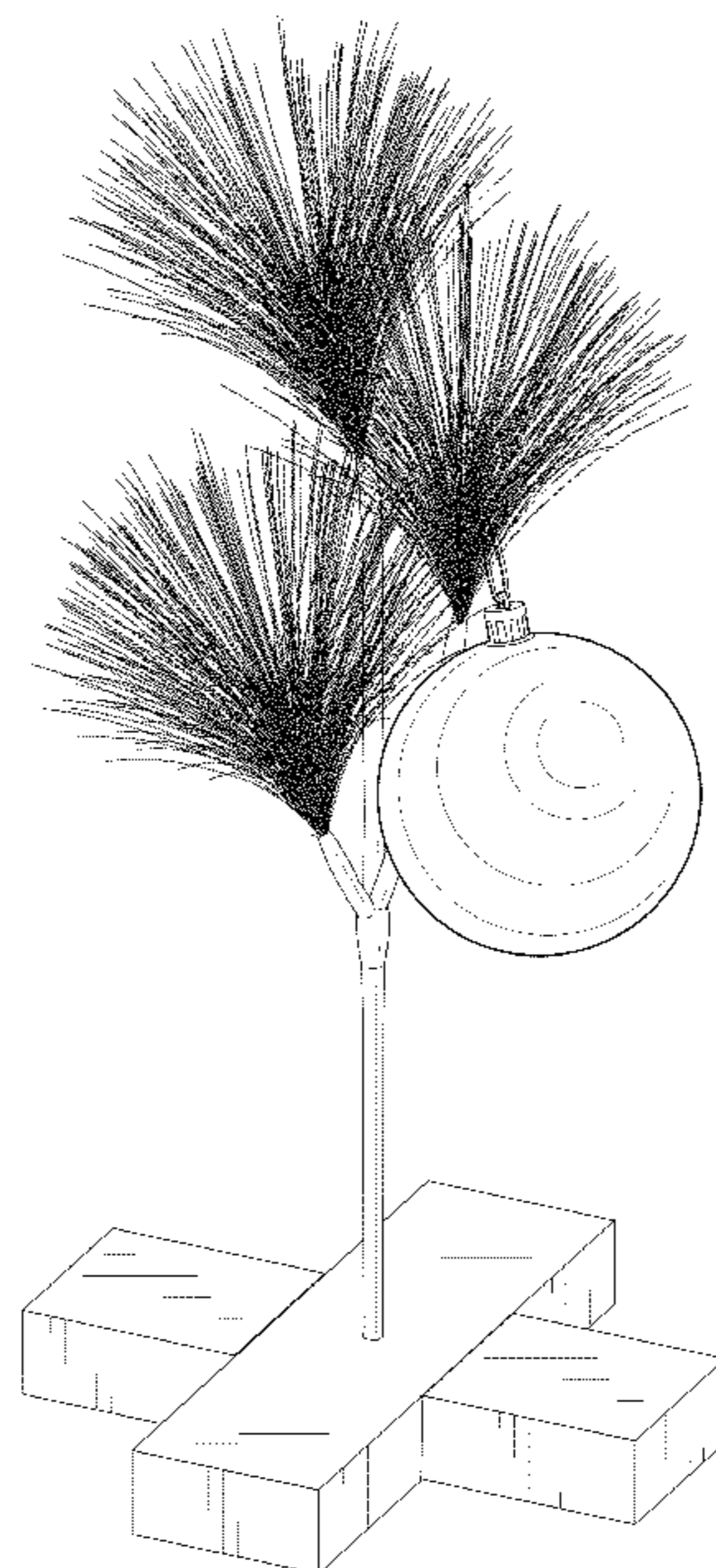
U.S. PATENT DOCUMENTS

D11,064 S * 3/1879 Learned D11/118
1,689,530 A * 10/1928 Landers A47G 33/06
428/18
2,093,753 A * 9/1937 Ehler, Jr. A47G 33/06
156/172
2,814,897 A * 12/1957 Hellrich A47G 33/06
428/7
D182,140 S * 2/1958 Molke D11/118
3,163,574 A * 12/1964 Tong A47G 33/06
248/188.7
3,278,364 A * 10/1966 Dieffenbach A47G 33/06
428/18

DESCRIPTION

FIG. 1 is an isometric front view of a decorative tree showing my new design;
FIG. 2 is a front elevation view thereof;
FIG. 3 is a rear elevation view thereof;
FIG. 4 is a right side elevation view thereof;
FIG. 5 is a left side elevation view thereof;
FIG. 6 is a top plan view thereof; and,
FIG. 7 is a bottom plan view thereof.

1 Claim, 6 Drawing Sheets






FIG. 1



FIG. 2

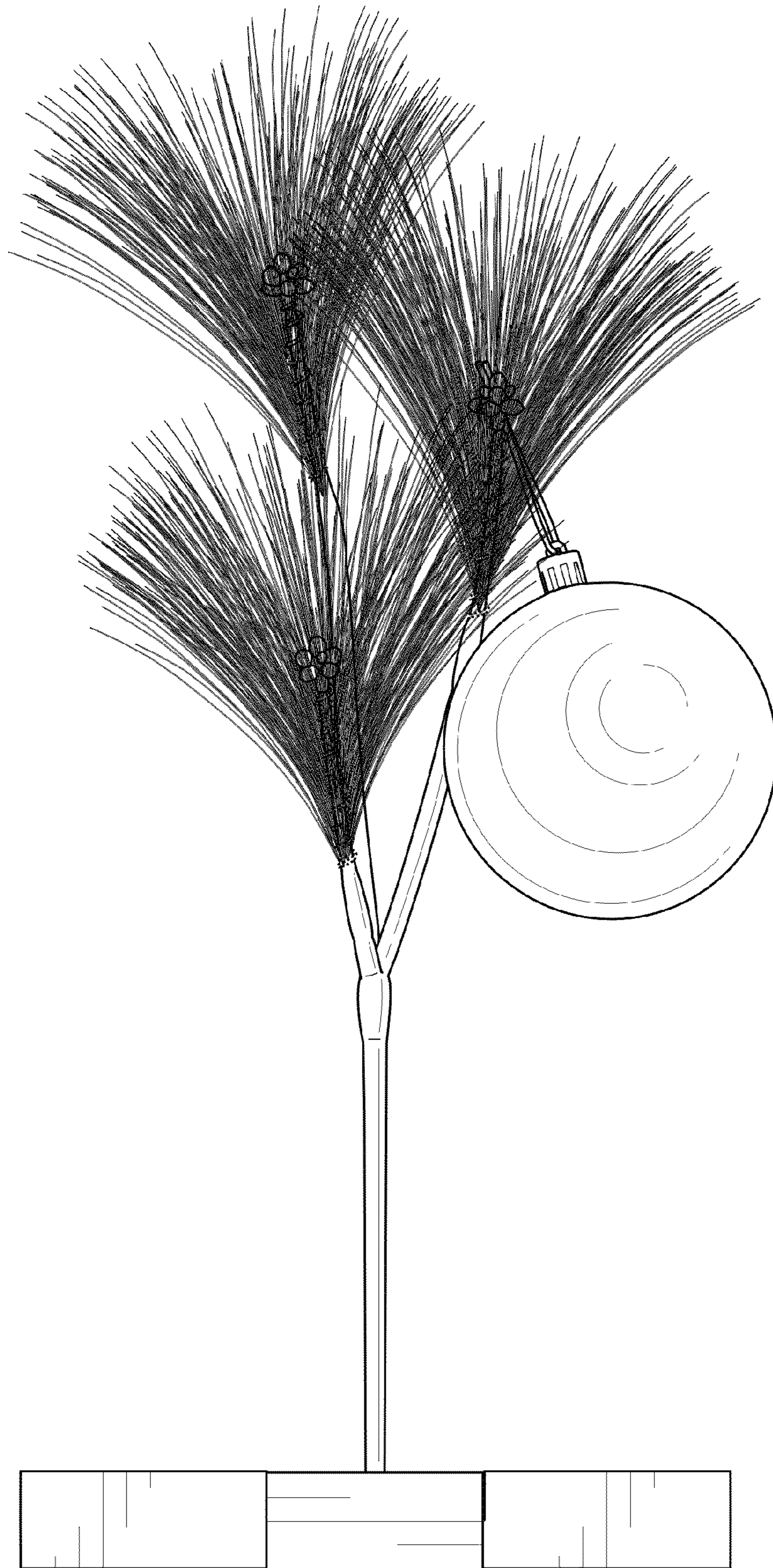


FIG. 3




FIG. 4

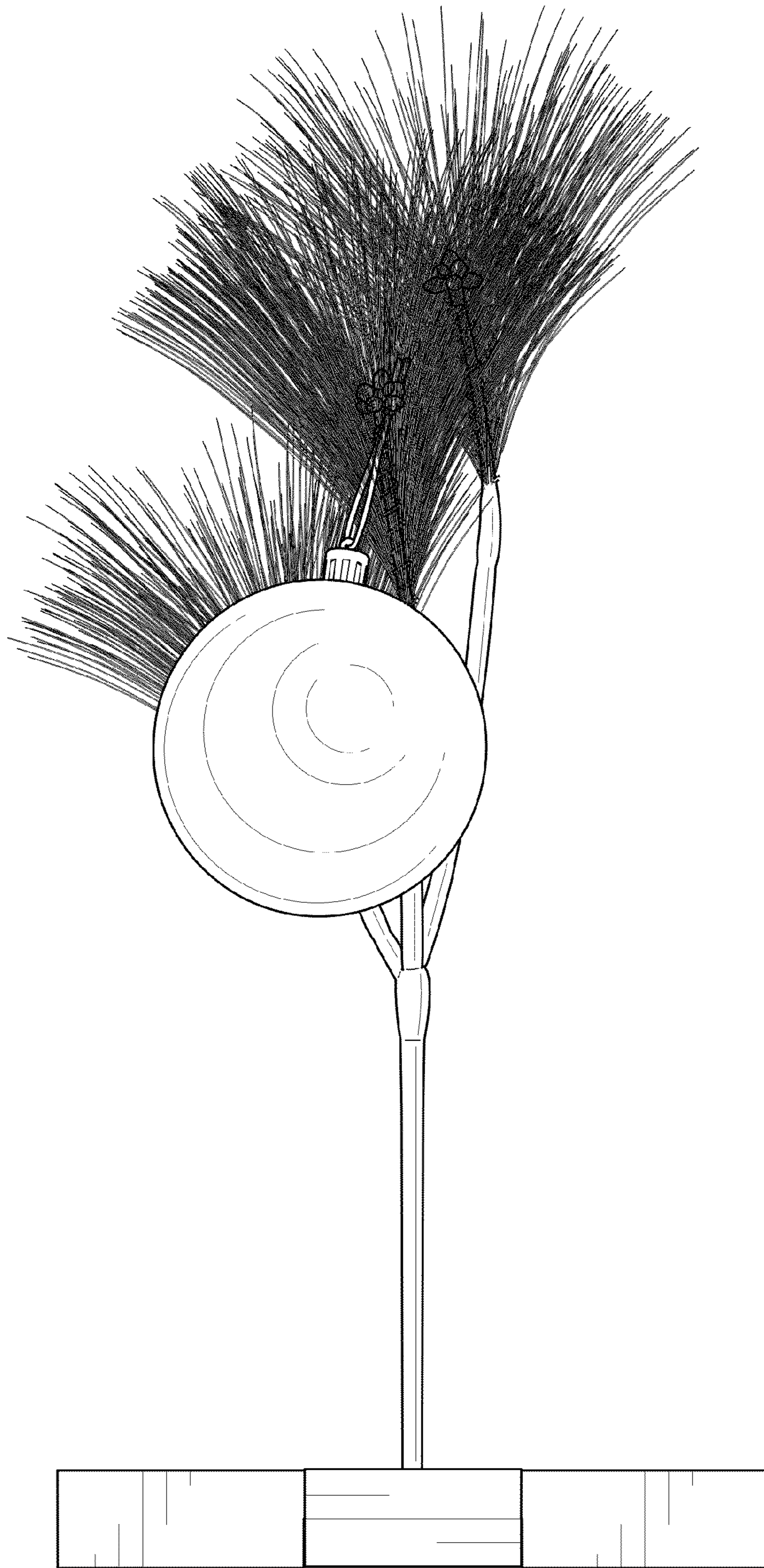


FIG. 5




FIG. 6

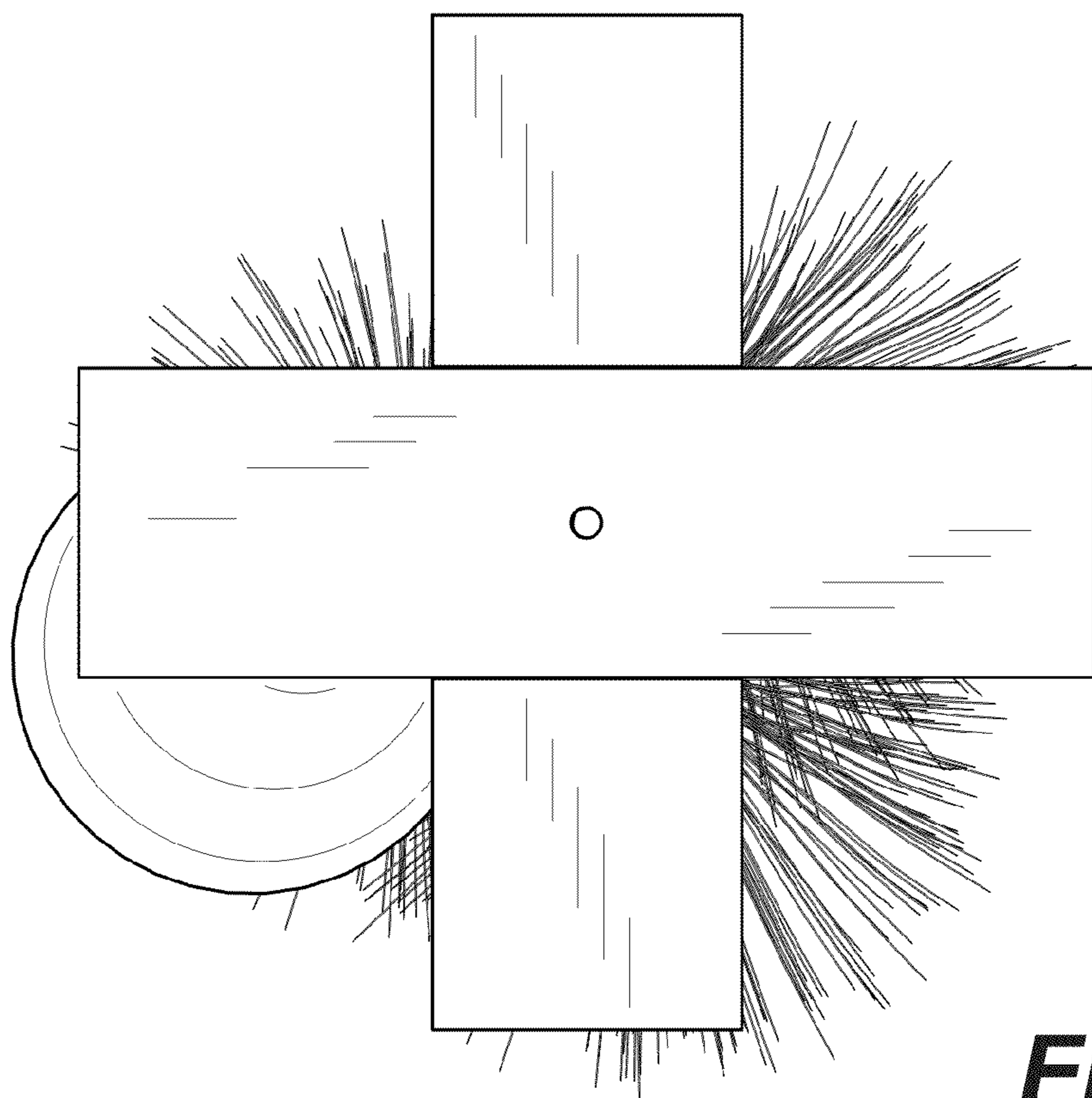


FIG. 7