



US00D760111S

(12) **United States Design Patent**
Kosann et al.

(10) **Patent No.:** **US D760,111 S**
(45) **Date of Patent:** **** Jun. 28, 2016**

(54) **LOCKET**

(71) Applicant: **MRK Fine Arts, LLC**, New Canaan, CT (US)

(72) Inventors: **Monica Rich Kosann**, New Canaan, CT (US); **Rod G. Kosann**, New Canaan, CT (US); **Yoko Murakami**, New York, NY (US)

(73) Assignee: **MRK Fine Arts, LLC**, New Canaan, CT (US)

(**) Term: **15 Years**

(21) Appl. No.: **29/526,816**

(22) Filed: **May 13, 2015**

(51) **LOC (10) Cl.** **11-01**

(52) **U.S. Cl.**
USPC **D11/80**

(58) **Field of Classification Search**

USPC D11/1, 2, 7, 8, 40–54, 79–86, 90, 91, D11/92, 93, 56, 97, 98, 99; D3/207–211
CPC A44C 1/00; A44C 3/00; A44C 3/004; A44C 3/005; A44C 3/007; A44C 3/008; A44C 5/02; A44C 7/002; A44C 25/00; A44C 25/001; A44C 25/002; A44C 25/004; A44C 25/005; A44C 25/007

See application file for complete search history.

(56) **References Cited**

U.S. PATENT DOCUMENTS

D249,339 S * 9/1978 Coulthurst D11/79
D306,707 S * 3/1990 Henry De Frahan D11/75
D310,600 S * 9/1990 Holterscheidt D3/207

D394,346 S * 5/1998 MacDonald D3/207
D542,024 S * 5/2007 Bulgari D3/207
D543,888 S * 6/2007 Bulgari D11/79
D554,363 S * 11/2007 Bates D3/207
D674,182 S * 1/2013 Copeland D3/208

OTHER PUBLICATIONS

[Online] <http://images.prod.meredith.com/product/ef8ebf49fe210c769eeb797e11ef8786/4df28cde6b4f0f06dde2591f8496c21c06ebca75ae7c99579a9bcf80d39dd427/1/14k-gold-tri-color-rectangle-shape-locket-with-flower>. Retrieved Jan. 7, 2016.*
[Online] <http://media.monicarichkosann.com/media/product/f7f/rectangular-black-ceramic-locket-ec.jpg>. Retrieved Jan. 7, 2016.*

* cited by examiner

Primary Examiner — Garth Rademaker

Assistant Examiner — Melanie Pellegrini

(74) *Attorney, Agent, or Firm* — Gordon & Jacobson, P.C.

(57) **CLAIM**

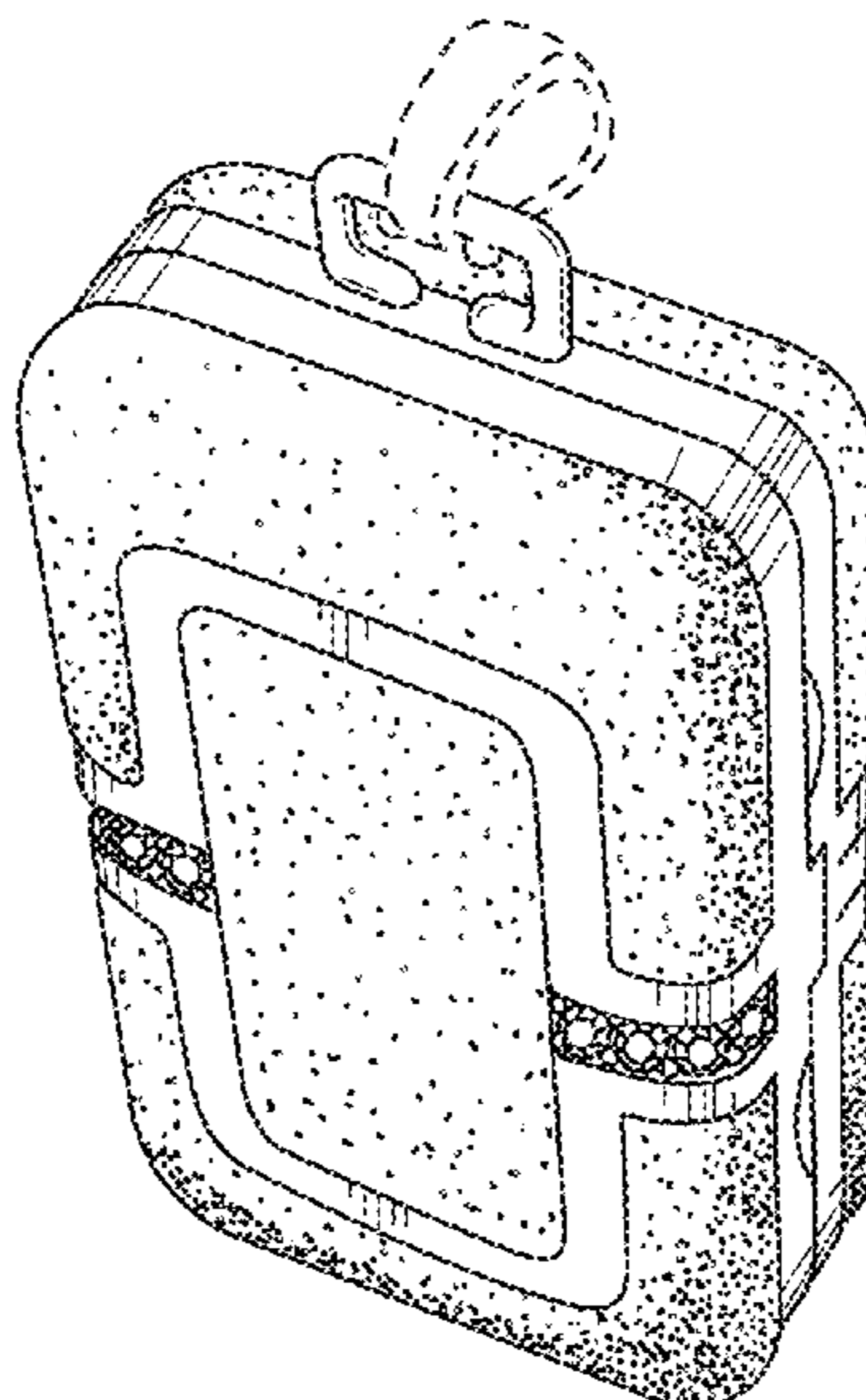
The ornamental design for a locket, as shown and described.

DESCRIPTION

FIG. 1 is a perspective view of a locket; FIG. 2 is a front view of the locket of FIG. 1; FIG. 3 is a rear view of the locket of FIG. 1; FIG. 4 is a left side view of the locket of FIG. 1; FIG. 5 is a right side view of the locket of FIG. 1; FIG. 6 is a top view of the locket of FIG. 1; FIG. 7 is a bottom view of the locket of FIG. 1; and, FIG. 8 is a perspective view of the locket of FIG. 1 shown in an open position.

The stippling shown in the drawings represents a contrasting appearance with the remaining portions of the locket. The broken lines shown in the drawings represent portions of the locket which form no part of the claimed design.

1 Claim, 3 Drawing Sheets



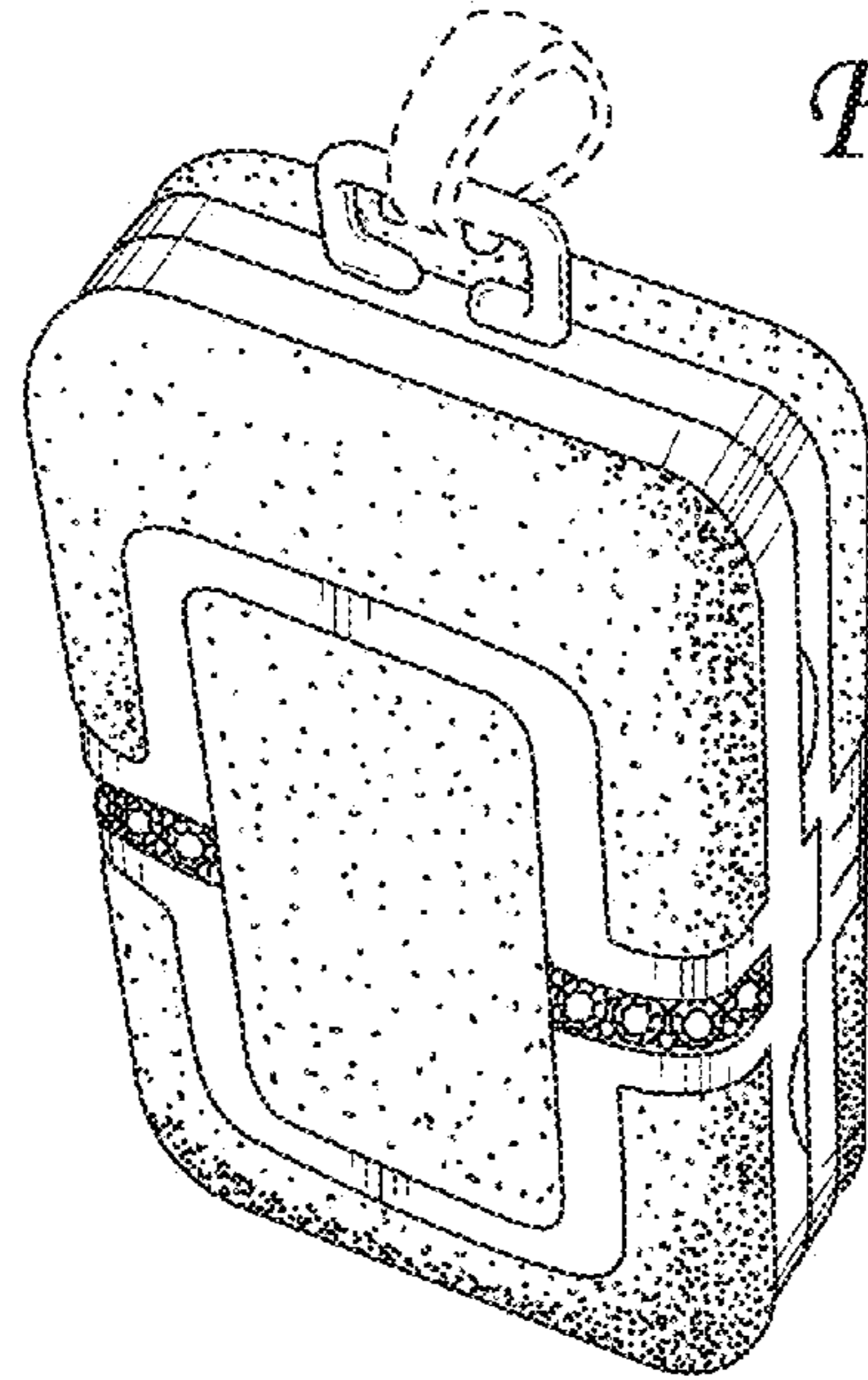


Fig. 1

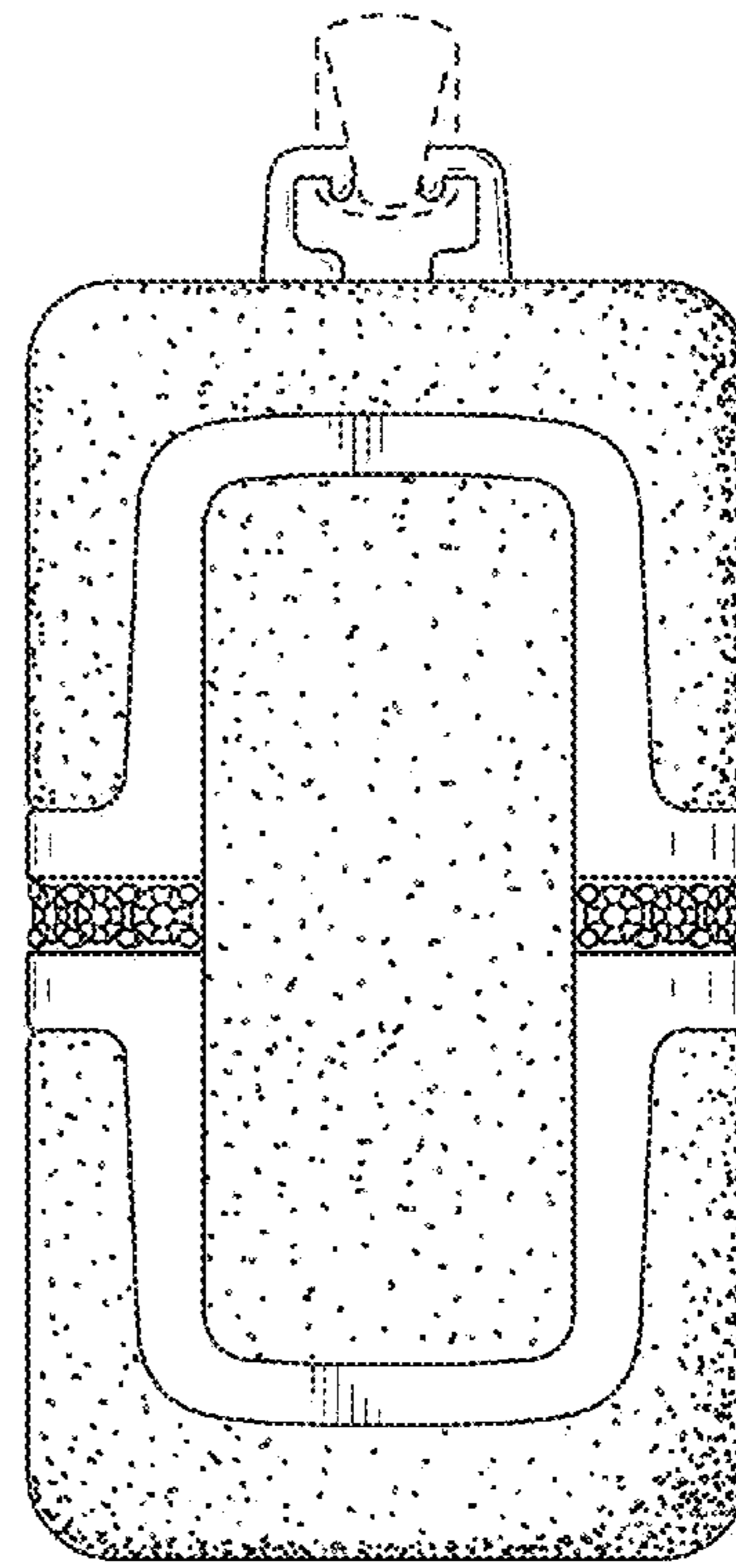


Fig. 2




Fig. 3

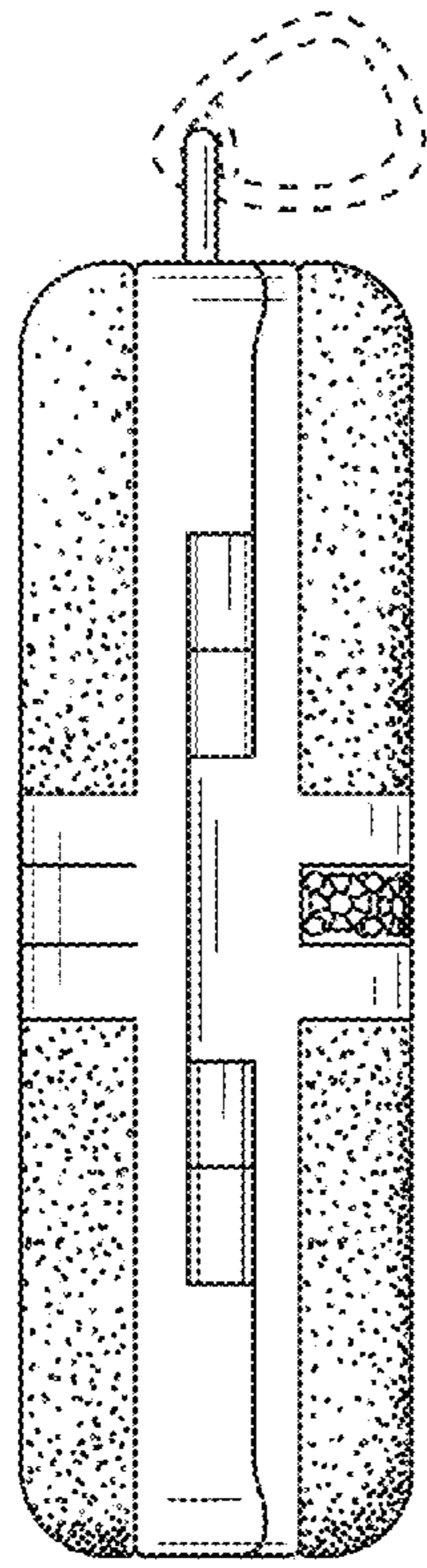


Fig. 4

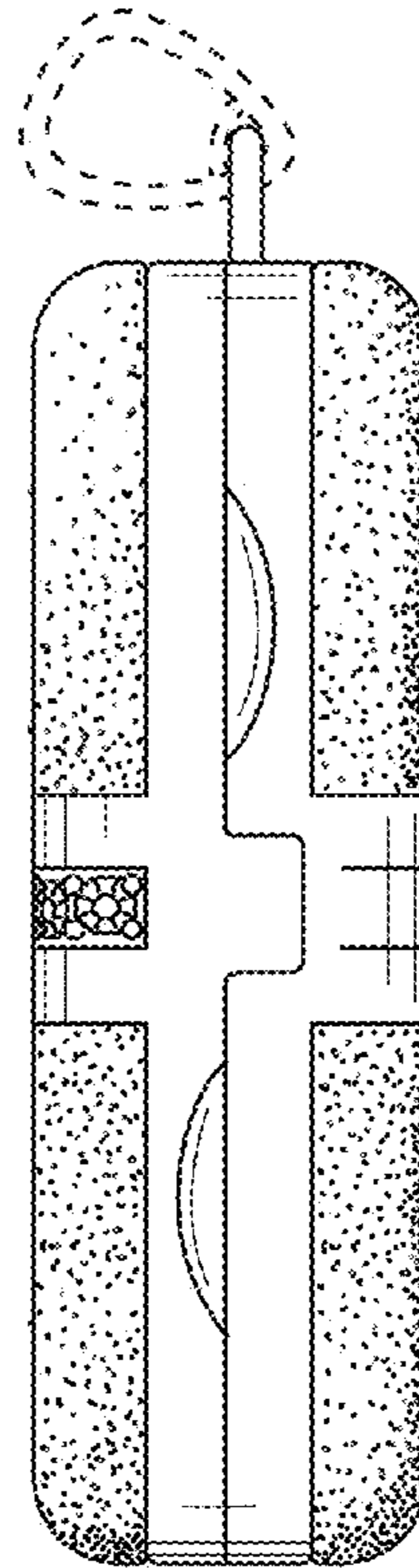


Fig. 5

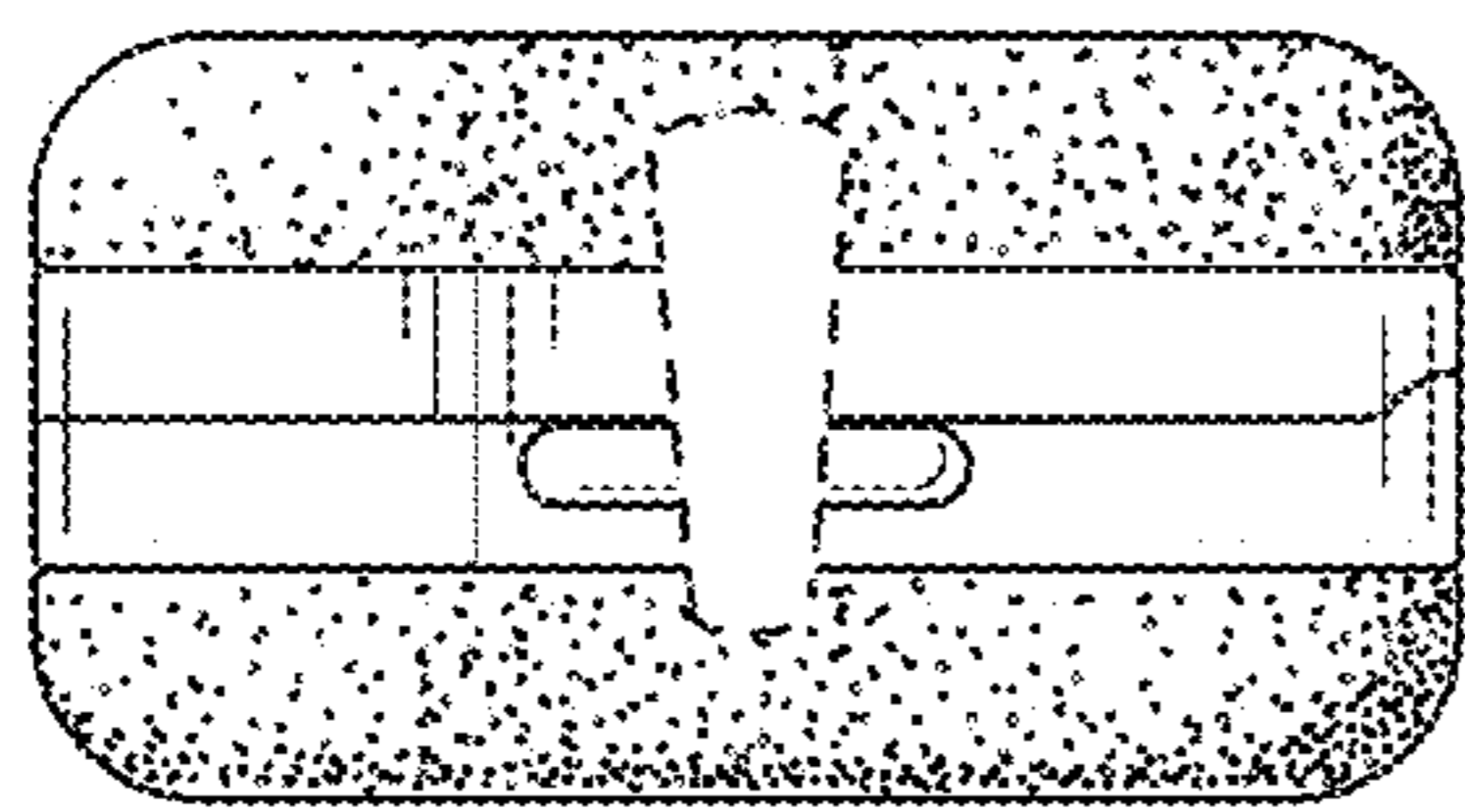


Fig. 6

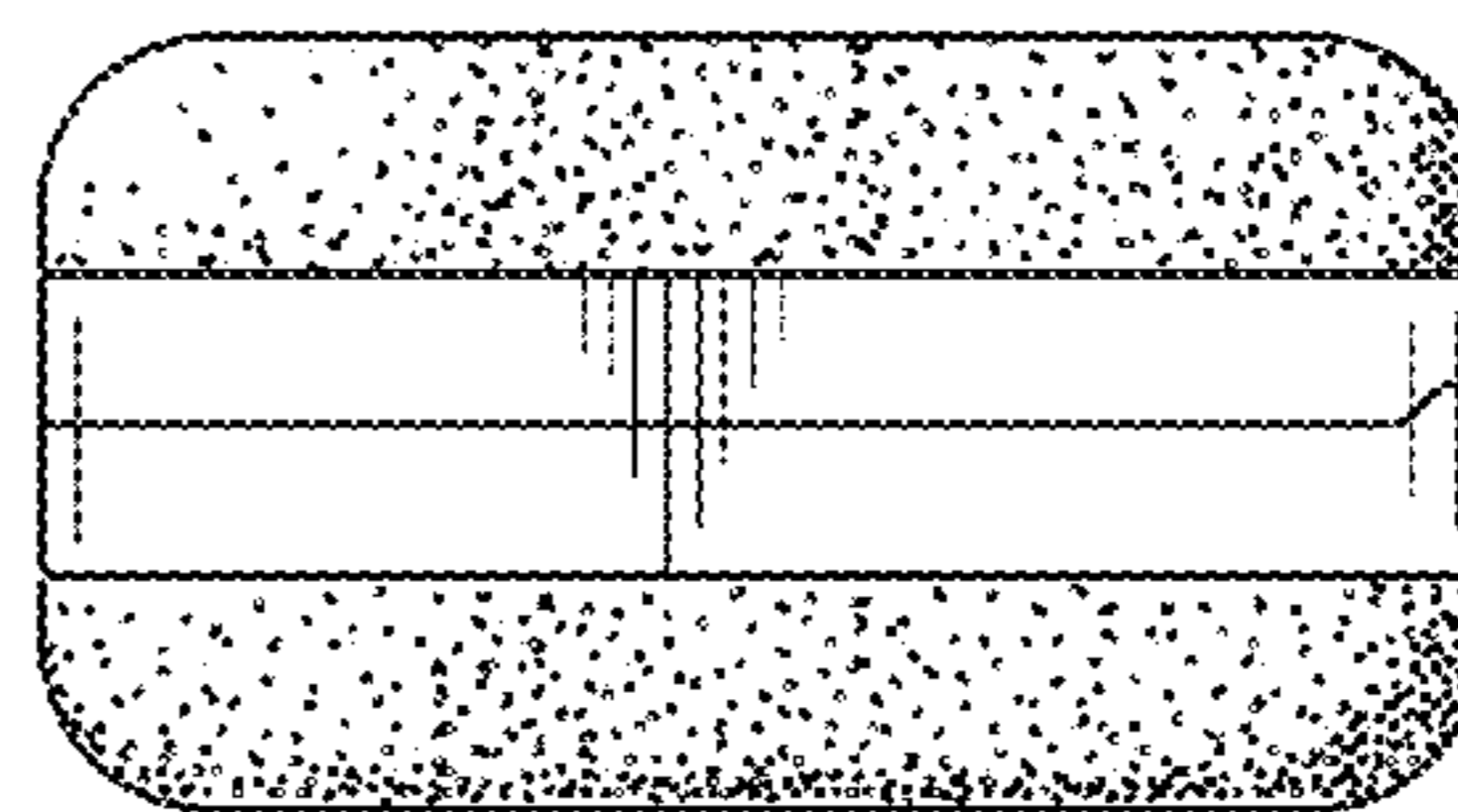


Fig. 7

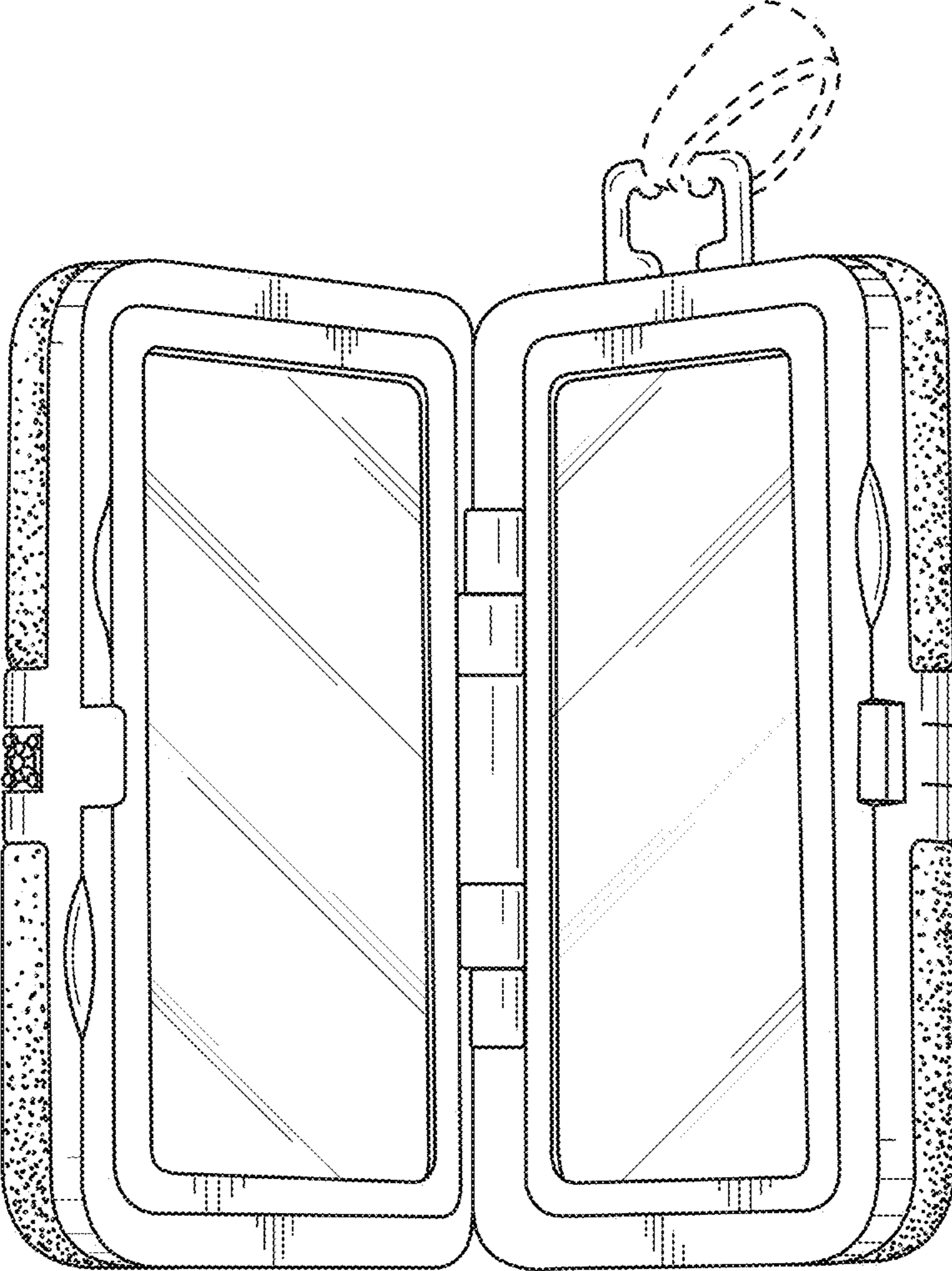


Fig. 8