



US00D760097S

(12) **United States Design Patent**  
**Benoit et al.**

(10) **Patent No.:** **US D760,097 S**  
(45) **Date of Patent:** **\*\* Jun. 28, 2016**

- (54) **ACTIVATOR DEVICE WITH LANYARD**
- (71) Applicants: **David B Benoit**, West Hartford, CT (US); **Phill A. Giancarlo**, Lebanon, CT (US); **Timothy C. Repp**, Pleasant Valley, CT (US)
- (72) Inventors: **David B Benoit**, West Hartford, CT (US); **Phill A. Giancarlo**, Lebanon, CT (US); **Timothy C. Repp**, Pleasant Valley, CT (US)
- (73) Assignee: **WEARSAFE LABS LLC**, Hartford, CT (US)

D504,627	S	*	5/2005	Harju	.....	D10/70
D525,889	S	*	8/2006	Oas	.....	D10/70
D528,024	S	*	9/2006	Bhavnani	.....	D10/70
D528,445	S	*	9/2006	Au Yeung	.....	D10/70
D531,072	S	*	10/2006	Au Yeung	.....	D10/70
D543,877	S	*	6/2007	Bhavnani	.....	D10/70
D545,700	S	*	7/2007	Man	.....	D10/70
D555,018	S	*	11/2007	Au Yeung	.....	D10/70
D555,019	S	*	11/2007	Au Yeung	.....	D10/70
D560,653	S	*	1/2008	Au Yeung	.....	D14/192
D573,490	S	*	7/2008	Au Yeung	.....	D10/70
D578,418	S	*	10/2008	Au Yeung	.....	D10/70
D595,167	S	*	6/2009	Au Yeung	.....	D10/70
D595,168	S	*	6/2009	Au Yeung	.....	D10/70
D595,169	S	*	6/2009	Au Yeung	.....	D10/70
D611,847	S	*	3/2010	Fraser	.....	D10/65
7,701,171	B2	*	4/2010	Defant	.....	H02J 7/0054 320/113
D614,979	S	*	5/2010	McNames	.....	D10/65
D638,320	S	*	5/2011	Thing	.....	D10/70
D648,232	S	*	11/2011	Reigneau	.....	D10/65

(\*\*) Term: **14 Years**  
(21) Appl. No.: **29/518,855**

- (22) Filed: **Feb. 27, 2015**
- (51) **LOC (10) Cl.** ..... **10-04**
- (52) **U.S. Cl.**  
USPC ..... **D10/70; D10/97**
- (58) **Field of Classification Search**  
USPC ..... D10/65, 70, 78, 97, 98; D14/125–134, D14/136, 167, 168, 138 R, 138 AA, 138 AB, D14/138 AC, 138 AD, 139, 239, 341–347, D14/374–377, 336, 448, 450, 496, 498, 499, D14/507–510, 500  
CPC ..... A41D 1/02; A44C 5/0015; A44C 5/02; A44C 5/14; A61B 19/44; A61B 2019/446; A63B 71/06; A63B 26/00; A63B 24/0075; A63B 2071/0663; G09F 3/005; G06F 1/163; G06F 3/038; G06F 3/03547; G04G 17/00; G04G 17/08  
See application file for complete search history.

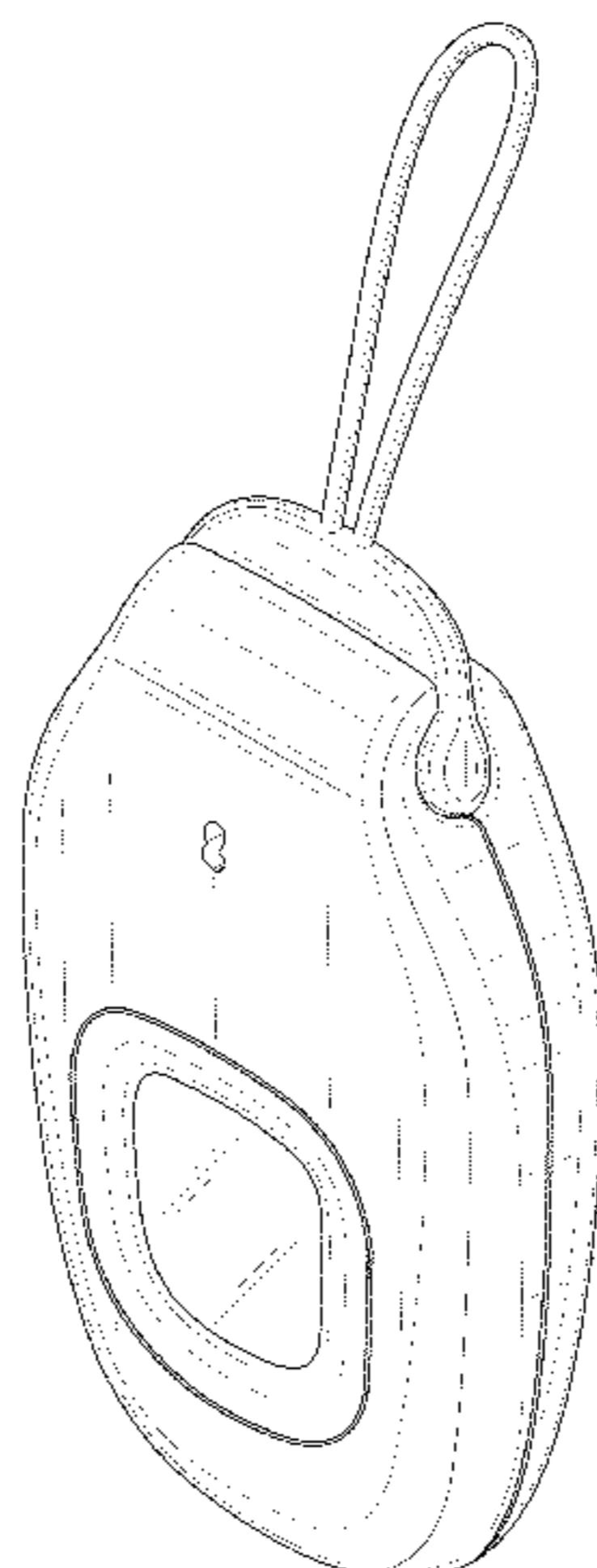
- (56) **References Cited**  
U.S. PATENT DOCUMENTS  
D312,046 S \* 11/1990 Ruehlemann ..... D10/70  
D312,049 S \* 11/1990 Ruehlemann ..... D10/70  
D486,410 S \* 2/2004 Ueda ..... D10/98  
D502,654 S \* 3/2005 Nishiura ..... D10/70

(Continued)  
*Primary Examiner* — Antoine D Davis  
(74) *Attorney, Agent, or Firm* — John M. Behles

(57) **CLAIM**  
The ornamental design for an activator device with lanyard, as shown and described.

**DESCRIPTION**  
FIG. 1 is a front perspective view of an activator device with lanyard showing, in particular, the ornamental design thereof. FIG. 2 is a front elevation view of the activator device with lanyard of FIG. 1. FIG. 3 is a rear elevation view of the activator device with lanyard of FIG. 1. FIG. 4 is a right side view of the activator device with lanyard of FIG. 1. FIG. 5 is a left side view of the activator device with lanyard of FIG. 1. FIG. 6 is a top plan view of the activator device with lanyard of FIG. 1; and, FIG. 7 is a bottom plan view of the activator device with lanyard of FIG. 1.

**1 Claim, 6 Drawing Sheets**



(56)

References Cited

U.S. PATENT DOCUMENTS

D657,702 S *	4/2012	Au Yeung	.....	D10/70	D715,667 S *	10/2014	Shigeno	.....	D10/70
D659,038 S *	5/2012	Steinhauer	.....	D10/81	D716,168 S *	10/2014	Au Yeung	.....	D10/70
D666,112 S *	8/2012	Chang	.....	D10/70	8,862,394 B2 *	10/2014	Taylor, Jr.	.....	G01C 21/16 701/470
D677,591 S *	3/2013	Au Yeung	.....	D10/70	D717,680 S *	11/2014	Park	.....	D10/70
D677,592 S *	3/2013	Au Yeung	.....	D10/70	D718,157 S *	11/2014	Naughton	.....	D10/53
D692,784 S *	11/2013	Anderssen	.....	D10/106.92	D720,637 S *	1/2015	Au Yeung	.....	D10/70
D694,658 S *	12/2013	Avidor	.....	D10/65	D728,393 S *	5/2015	Au Yeung	.....	D10/70
D714,664 S *	10/2014	Naughton	.....	D10/53	D737,707 S *	9/2015	Jung	.....	D10/70
D714,665 S *	10/2014	Naughton	.....	D10/53	D737,708 S *	9/2015	Jung	.....	D10/70
					D744,882 S *	12/2015	Jung	.....	D10/70
					D746,707 S *	1/2016	Akana	.....	D10/39

\* cited by examiner

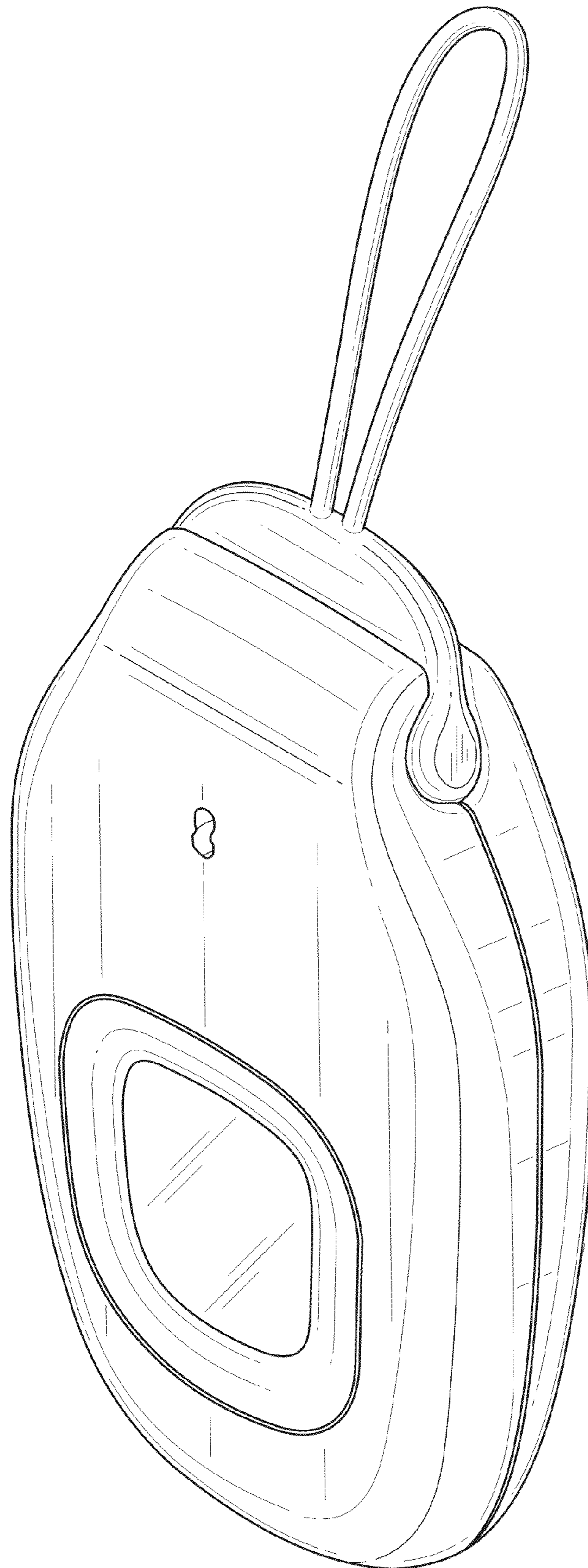


FIG. 1

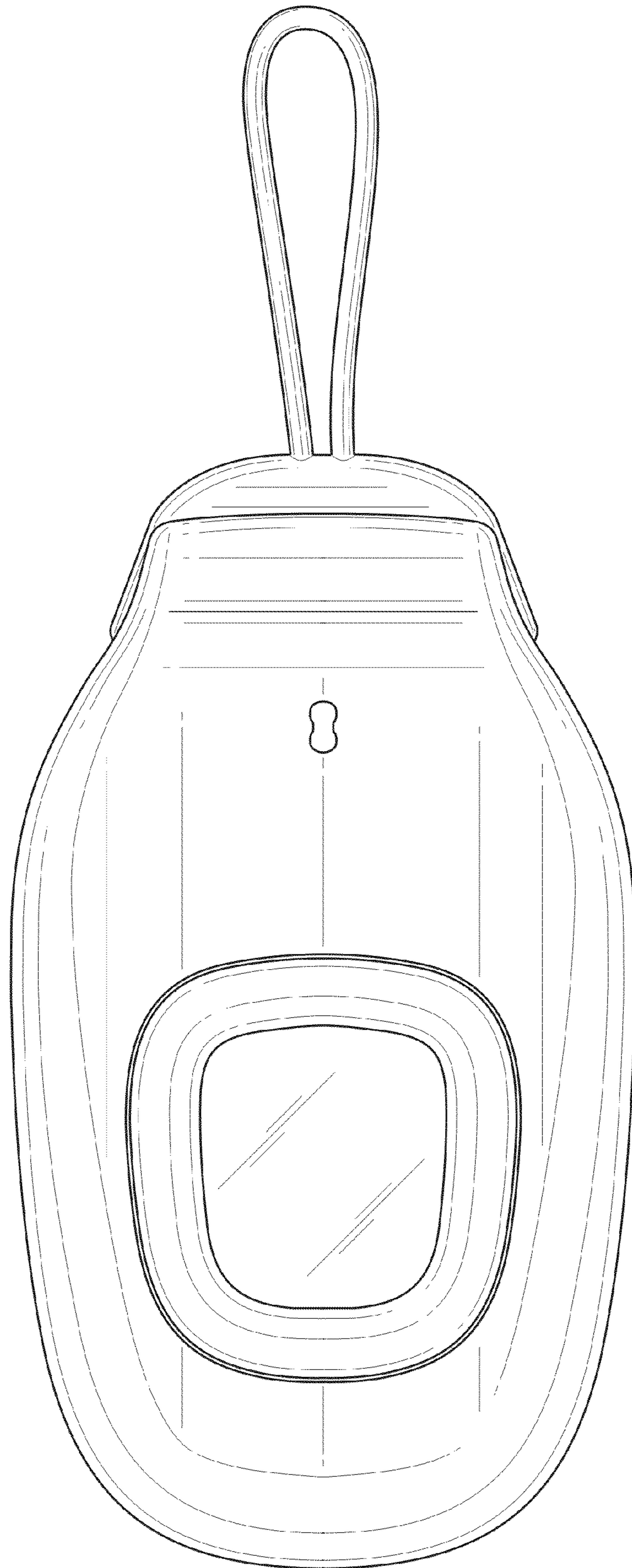


FIG. 2

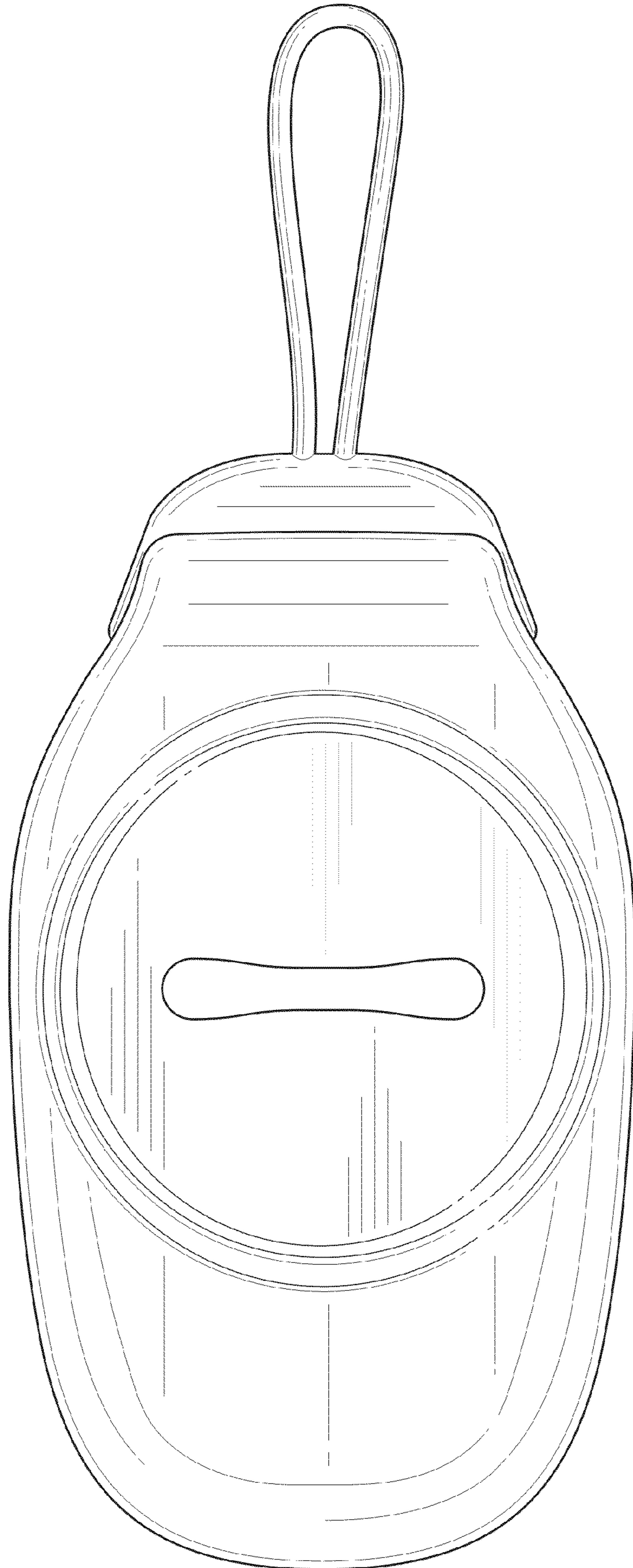


FIG. 3

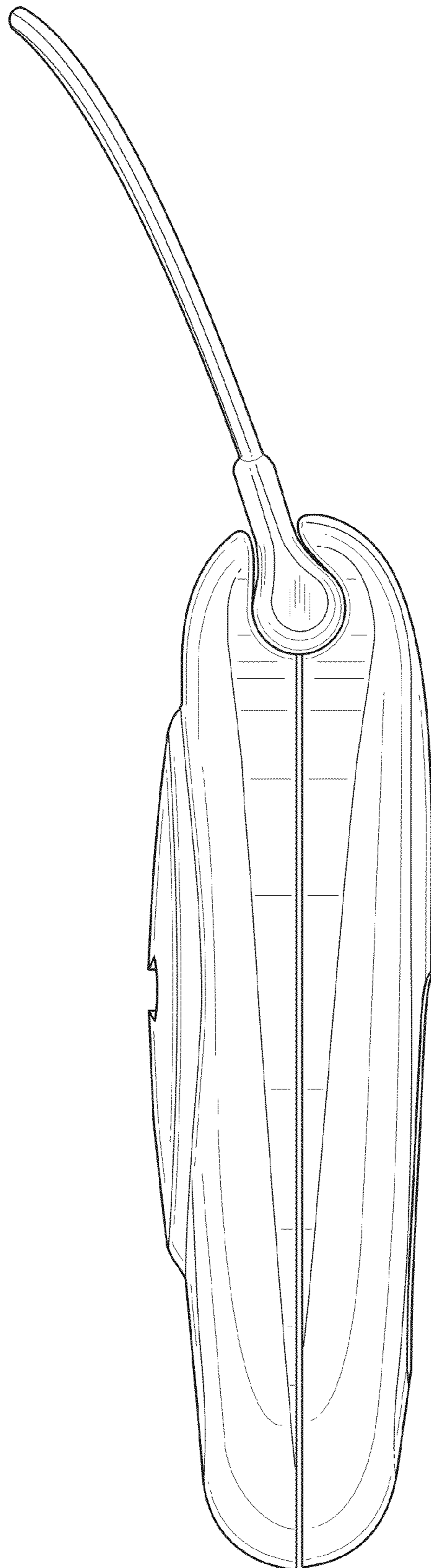


FIG. 4

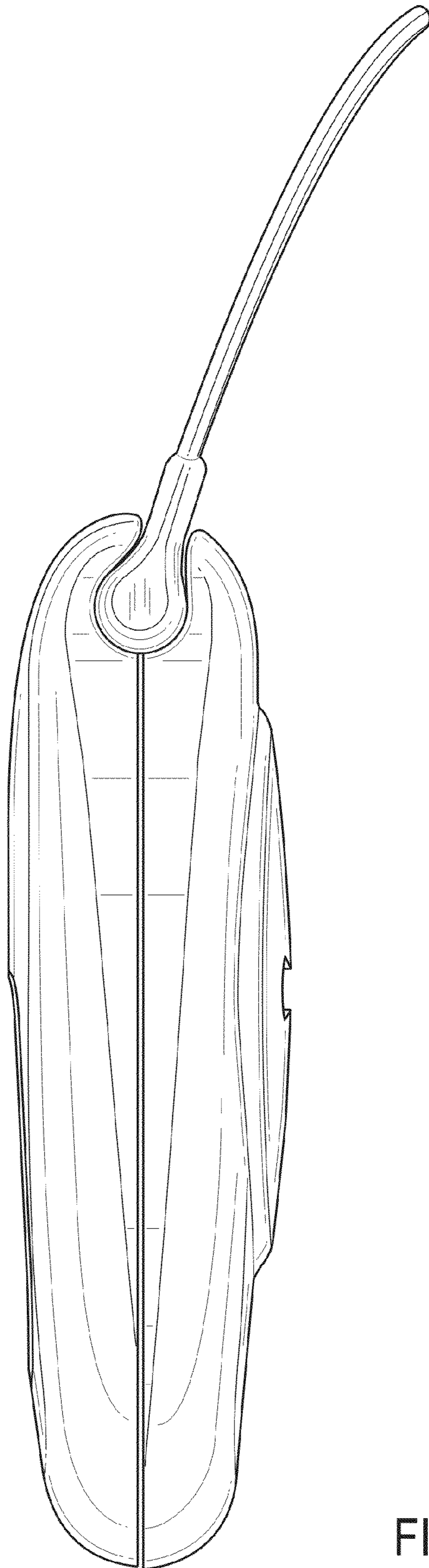


FIG. 5




FIG. 6

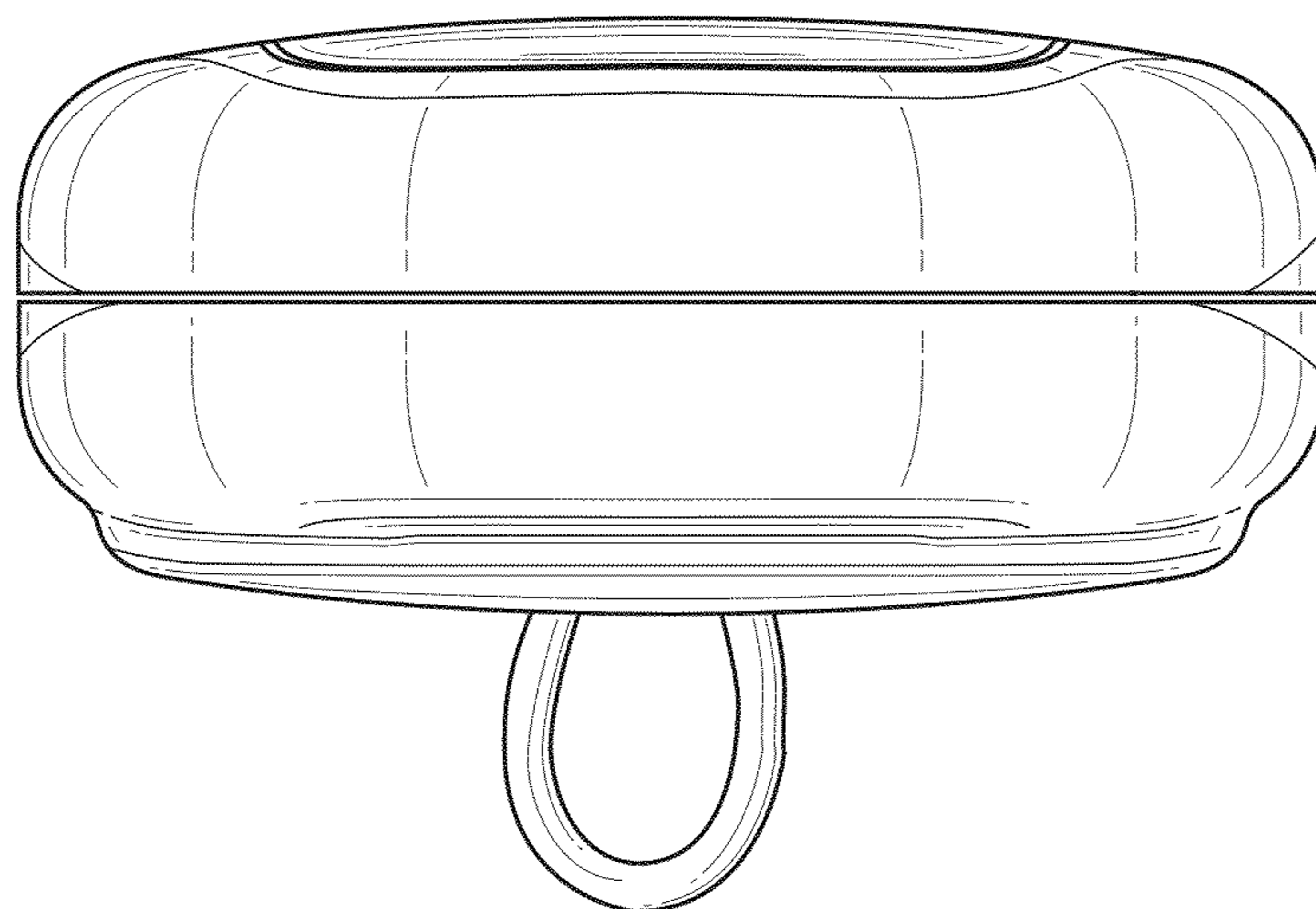


FIG. 7