

US00D760096S

(12) **United States Design Patent**
Lutgen

(10) **Patent No.:** **US D760,096 S**
(45) **Date of Patent:** **** Jun. 28, 2016**

(54) **WATCH**
(71) Applicant: **ICE IP S.A.**, Rombach (LU)
(72) Inventor: **Jean-Pierre Lutgen**, Bastogne (BE)
(73) Assignee: **ICE IP S.A.**, Rombach (LU)
(**) Term: **14 Years**
(21) Appl. No.: **29/470,283**
(22) Filed: **Oct. 18, 2013**

D536,994 S * 2/2007 Sugisawa et al. D10/31
D565,987 S * 4/2008 Krieger D10/126
D568,769 S * 5/2008 Emch Ducommun D10/32
D577,297 S * 9/2008 Lalo D10/32
D584,171 S * 1/2009 Monachon D10/32
D590,274 S * 4/2009 Monachon D10/31

(Continued)

Primary Examiner — Martie K Holtje
(74) *Attorney, Agent, or Firm* — Marshall, Gerstein & Borun LLP

(30) **Foreign Application Priority Data**

Apr. 19, 2013 (EM) 002223834-0004
Apr. 19, 2013 (EM) 002223834-0006

(51) **LOC (10) Cl.** **10-02**

(52) **U.S. Cl.**
USPC **D10/32; D10/126**

(58) **Field of Classification Search**
USPC D10/30-39, 1-29, 122-132; D11/3
CPC G04B 3/001; G04B 3/048; G04B 19/00;
G04B 19/06; G04B 19/10; G04B 19/24;
G04B 27/00; G04B 27/026; G04B 37/00;
G04B 37/0008; G04B 47/00; G04B 47/06;
G04C 3/001; G04C 3/002; G04F 7/00; G04F
7/08; G04F 7/0804; G04F 7/0866; G04F
7/0871

See application file for complete search history.

(56) **References Cited**

U.S. PATENT DOCUMENTS


3,475,902 A * 11/1969 Wessel 368/10
5,220,541 A * 6/1993 Vuilleumier 368/88
D357,192 S * 4/1995 Schneider D10/32
D358,101 S * 5/1995 Scheufele D10/32
D520,384 S * 5/2006 Scheufele D10/39

(57) **CLAIM**
The ornamental design for a watch, as shown and described.

DESCRIPTION

FIG. 1 is a left front perspective view of a watch showing the new design.
FIG. 2 is a second left front perspective view of the watch.
FIG. 3 is a third left front perspective view of the watch.
FIG. 4 is a right front perspective view of the watch.
FIG. 5 is a second right front perspective view of the watch.
FIG. 6 is a right rear perspective view of the watch.
FIG. 7 is a front elevational view of the watch.
FIG. 8 is a top plan view of the watch, drawn to a reduced scale.
FIG. 9 is right-side elevational view of the watch seen in FIG. 8.
FIG. 10 is a rear elevational view of the watch seen in FIG. 8.
FIG. 11 is a left-side elevational view of the watch seen in FIG. 8.
FIG. 12 is a bottom elevation plan view of the watch seen in FIG. 8; and,
FIG. 13 is an enlarged detail view of the dial portion of the watch, shown separately for clarity of disclosure.
The broken lines represent trademarks on the watch that are not part of the claimed design, and form no part of the claimed design.

1 Claim, 9 Drawing Sheets



US D760,096 S

Page 2

(56)

References Cited

U.S. PATENT DOCUMENTS

D621,284 S * 8/2010 Cerrato D10/38
D634,653 S * 3/2011 Laucella D10/39

D649,889 S * 12/2011 Giannini D10/32
D656,417 S * 3/2012 Monachon D10/39
D662,848 S * 7/2012 Ganz D10/126

* cited by examiner



Fig. 1



Fig. 2



Fig. 3



Fig. 4



Fig. 5



Fig. 6




Fig. 7




Fig. 8




Fig. 9



Fig. 10



Fig. 11




Fig. 12



Fig. 13