

US00D760083S

(12) **United States Design Patent**
Rodman et al.

(10) **Patent No.:** **US D760,083 S**
(45) **Date of Patent:** **** Jun. 28, 2016**

(54) **COILED STRIP OF CLOSURES**

(71) Applicant: **Ecolean AB**, Helsingborg (SE)
(72) Inventors: **Lars Rodman**, Bjärred (SE); **Bengt Jönsson**, Vallåkra (SE)

(73) Assignee: **Ecolean AB**, Helsingborg (SE)

(**) Term: **14 Years**

(21) Appl. No.: **29/489,846**

(22) Filed: **May 2, 2014**

(30) **Foreign Application Priority Data**

Nov. 7, 2013 (EM) 002340455-0003
Nov. 7, 2013 (EM) 002340455-0004

(51) **LOC (10) Cl.** **09-99**

(52) **U.S. Cl.**
USPC **D9/499**; D9/443

(58) **Field of Classification Search**
USPC D9/434, 435, 436, 438, 443, 449, 457,
D9/499
CPC B65D 33/16
See application file for complete search history.

(56) **References Cited**

U.S. PATENT DOCUMENTS

3,001,306 A * 9/1961 Wilkinson B42F 21/00
40/342

3,727,829 A 4/1973 Hüni

(Continued)

FOREIGN PATENT DOCUMENTS

CH 701 361 A1 12/2010
DE 42 13 397 A1 10/1993

(Continued)

OTHER PUBLICATIONS

PCT International-Type Search Report mailed Jun. 1, 2011, issued in corresponding Swedish Application No. 1051188-9, filed Nov. 11, 2010, 6 pages.

(Continued)

Primary Examiner — Robert M Spear

(74) *Attorney, Agent, or Firm* — Christensen O'Connor Johnson Kindness PLLC



(57) **CLAIM**

The ornamental designs for coiled strip of closures, as shown and described.

DESCRIPTION

FIG. 1 is a top perspective view of a coiled strip of closures of the design of the present application;
FIG. 2 is a top view of the design of FIG. 1;
FIG. 3 is a bottom view of the design of FIG. 1;
FIG. 4 is an elevational view of the design of FIG. 1;
FIG. 5 is an elevational view of the design of FIG. 1 taken from the opposite side of the design relative to FIG. 4;
FIG. 6 is a side elevational view of the design of FIG. 4 taken 90 degrees from the view of FIG. 4;
FIG. 7 is a further elevational view of the design of FIG. 1 taken from the opposite side of the design relative to FIG. 6.
FIG. 8 is a top perspective view of a coiled strip of closures of a second embodiment of the present application with portions shown in broken lines;
FIG. 9 is a top view of the design of FIG. 8;
FIG. 10 is a bottom view of the design of FIG. 8;
FIG. 11 is an elevational view of the design of FIG. 8;
FIG. 12 is an elevational view of the design of FIG. 8 taken from the opposite side of the design relative to FIG. 11;
FIG. 13 is a side elevational view of the design of FIG. 8 taken 90 degrees from the view of FIG. 11; and,
FIG. 14 is a further elevational view of the design of FIG. 1 taken from the opposite side of the design relative to FIG. 13.
The broken lines in FIGS. 8-14 depict unclaimed environmental subject matter and form no part of the claim.

1 Claim, 6 Drawing Sheets



(56)

References Cited

U.S. PATENT DOCUMENTS

3,815,810 A 6/1974 Wellman
 4,699,133 A * 10/1987 Schafer A61F 13/00987
 427/208.6
 5,006,401 A * 4/1991 Frank A61F 13/02
 128/898
 5,692,837 A 12/1997 Beer
 5,712,210 A * 1/1998 Windisch A47L 13/07
 428/325
 6,047,883 A 4/2000 Calvert
 6,082,897 A 7/2000 Galomb
 6,168,312 B1 1/2001 Hausslein
 6,296,388 B1 10/2001 Galomb
 D571,859 S * 6/2008 Harmston D19/69
 D572,156 S * 7/2008 Payne D10/71
 D600,283 S * 9/2009 Alicea D19/69
 D621,051 S * 8/2010 Kase D24/189
 D634,128 S * 3/2011 Alicea D5/7
 D640,379 S * 6/2011 Hope D24/189
 D741,406 S * 10/2015 Doucette D19/69
 2004/0208399 A1 10/2004 Linneweil
 2005/0031228 A1 2/2005 Galomb

FOREIGN PATENT DOCUMENTS

DE 299 02 988 U1 6/1999
 DE 10 2006 029 119 A1 7/2007
 DE 102006005740 A1 8/2007
 EP 1 048 580 A2 11/2000
 EP 1 997 745 A1 12/2008
 JP 6-127557 A 5/1994
 WO 2004/092022 A2 10/2004
 WO 2010/047645 A1 4/2010

OTHER PUBLICATIONS

PCT International-Type Search Report mailed Jul. 5, 2011, issued in
 corresponding Swedish Application No. 1150053-5, filed Jan. 26,
 2011, 10 pages.
 International Search Report and Written Opinion mailed Feb. 3,
 2012, issued in corresponding International Application No. PCT/
 EP2011/069749, filed Nov. 9, 2011, 11 pages.

* cited by examiner




FIG. 1




FIG. 2




FIG. 3

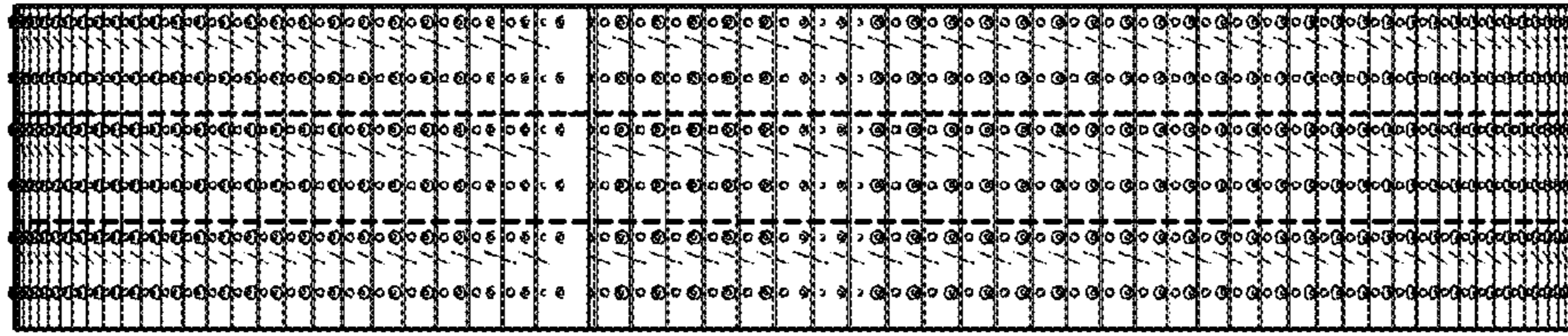


FIG. 4

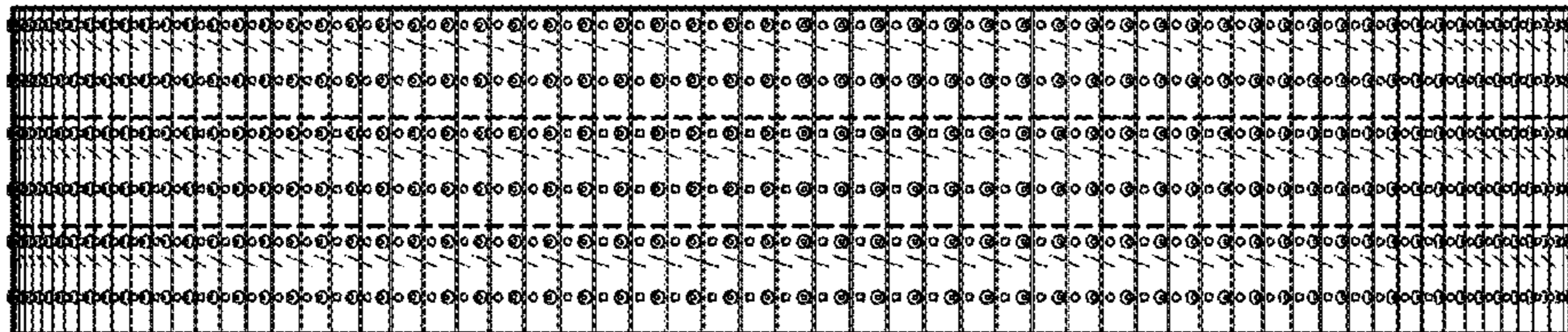


FIG. 5

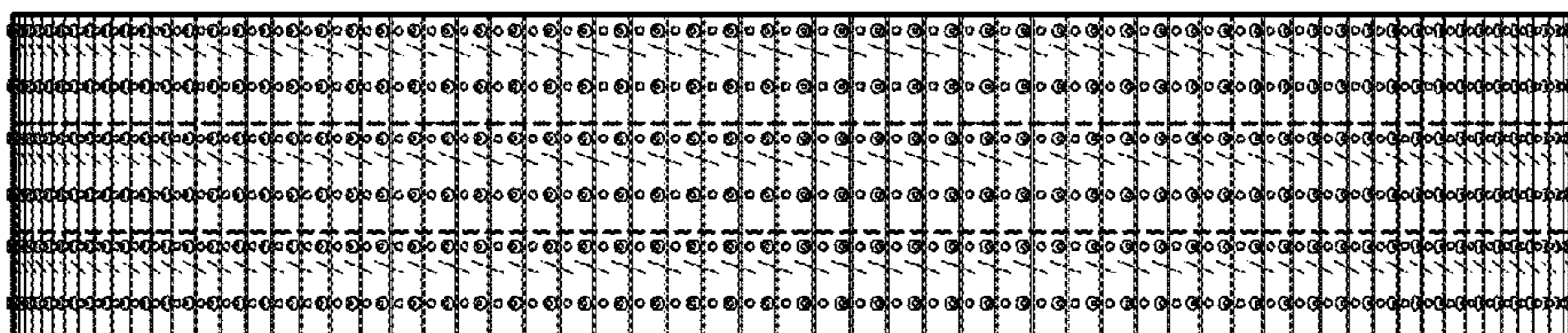


FIG. 6

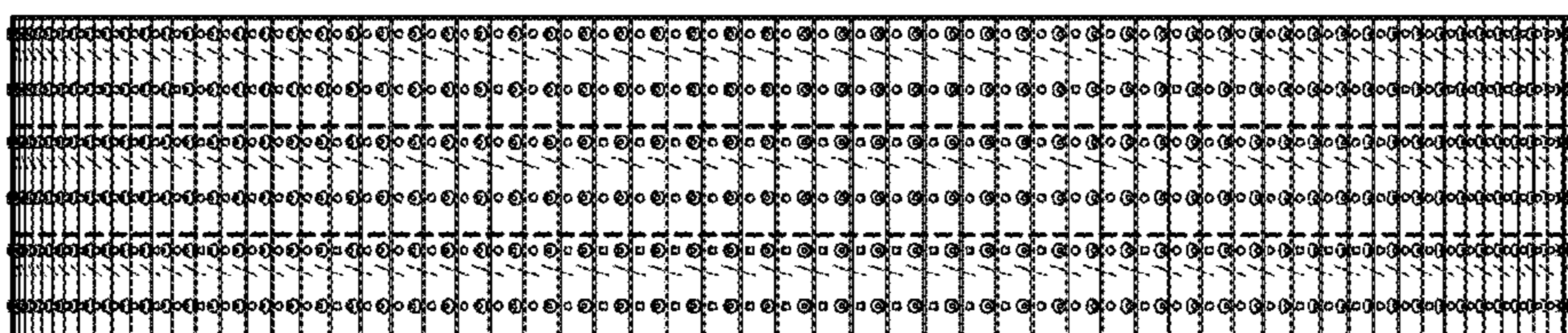


FIG. 7




FIG. 8




FIG. 9




FIG. 10




FIG. 11




FIG. 12



FIG. 13




FIG. 14