

US00D760064S

(12) **United States Design Patent**  
**Aispuro**

(10) **Patent No.:** **US D760,064 S**  
(45) **Date of Patent:** **\*\* Jun. 28, 2016**

(54) **HANDLE PLATE**

(71) Applicant: **S.P.E.P. ACQUISITION CORP.**, Long Beach, CA (US)

(72) Inventor: **Tomas Aispuro**, Bellflower, CA (US)

(73) Assignee: **S.P.E.P. ACQUISITION CORP.**, Long Beach, CA (US)

(\*\*) Term: **14 Years**

(21) Appl. No.: **29/526,280**

(22) Filed: **May 7, 2015**

(51) **LOC (10) Cl.** ..... **11-05**

(52) **U.S. Cl.**  
USPC ..... **D8/350**

(58) **Field of Classification Search**  
USPC ..... D8/330, 331, 334, 300, 301, 302,  
D8/350-353; 70/14, 20-22, 57, 57.1,  
70/284-286, 314, DIG. 44; 340/5.21, 5.54,  
340/5.65, 5.73, 5.81, 5.85; D23/249, 254  
CPC ..... E05C 9/004; E05B 9/002; E05B 9/00;  
E05B 9/02; E05B 37/00; E05B 1/00; E05B  
3/00; E05B 47/00; E05B 47/06; E05B 49/00;  
E05B 15/02; E05B 15/00; E05B 13/103;  
Y10T 70/8324; Y10T 70/8459; Y10T  
70/8514; Y10T 70/8568

See application file for complete search history.

(56) **References Cited**

U.S. PATENT DOCUMENTS

D444,694 S *	7/2001	Alvarado	.....	D8/301
D531,276 S *	10/2006	Tsai	.....	D23/254
D585,721 S *	2/2009	Le	.....	D8/302
D640,078 S *	6/2011	Gilbert	.....	D6/524
D648,424 S *	11/2011	Gilbert	.....	137/359
D648,834 S *	11/2011	Gilbert	.....	137/359
D650,259 S *	12/2011	Garancz	.....	D8/308
D691,452 S *	10/2013	Weathersby	.....	D8/302
D703,791 S *	4/2014	Gilbert	.....	D23/249
D708,039 S *	7/2014	Aispuro	.....	D8/301

\* cited by examiner

*Primary Examiner* — Mark Goodwin

(74) *Attorney, Agent, or Firm* — Karish & Bjorgum, PC

(57) **CLAIM**

The ornamental design for handle plate, as shown and described.

**DESCRIPTION**

FIG. 1 is a front isometric view of the handle plate of the invention.

FIG. 2 is a front plan view of the handle plate of FIG. 1.

FIG. 3 is a right side view of the handle plate of FIG. 1.

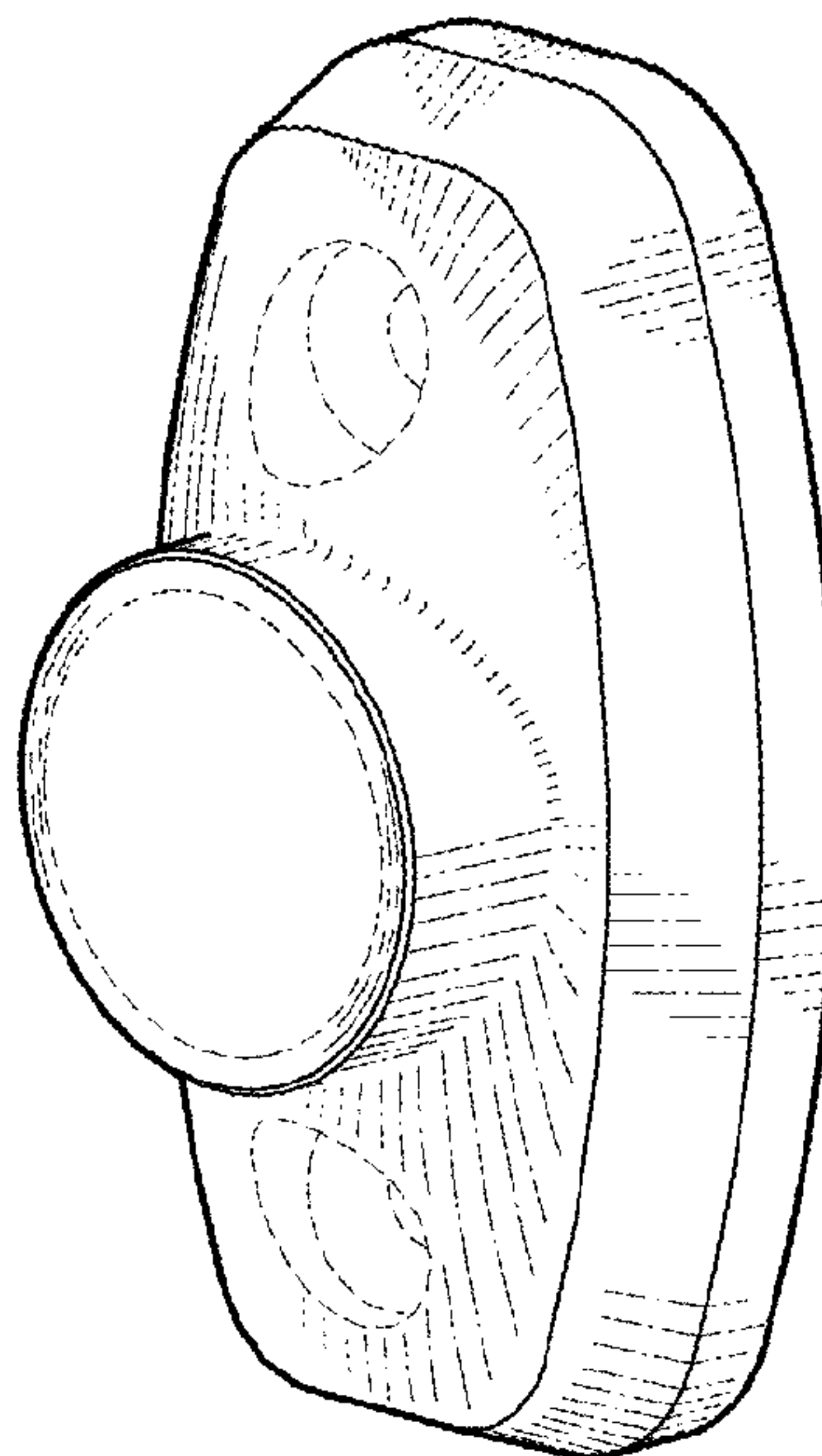
FIG. 4 is a left side view of the handle plate of FIG. 1.

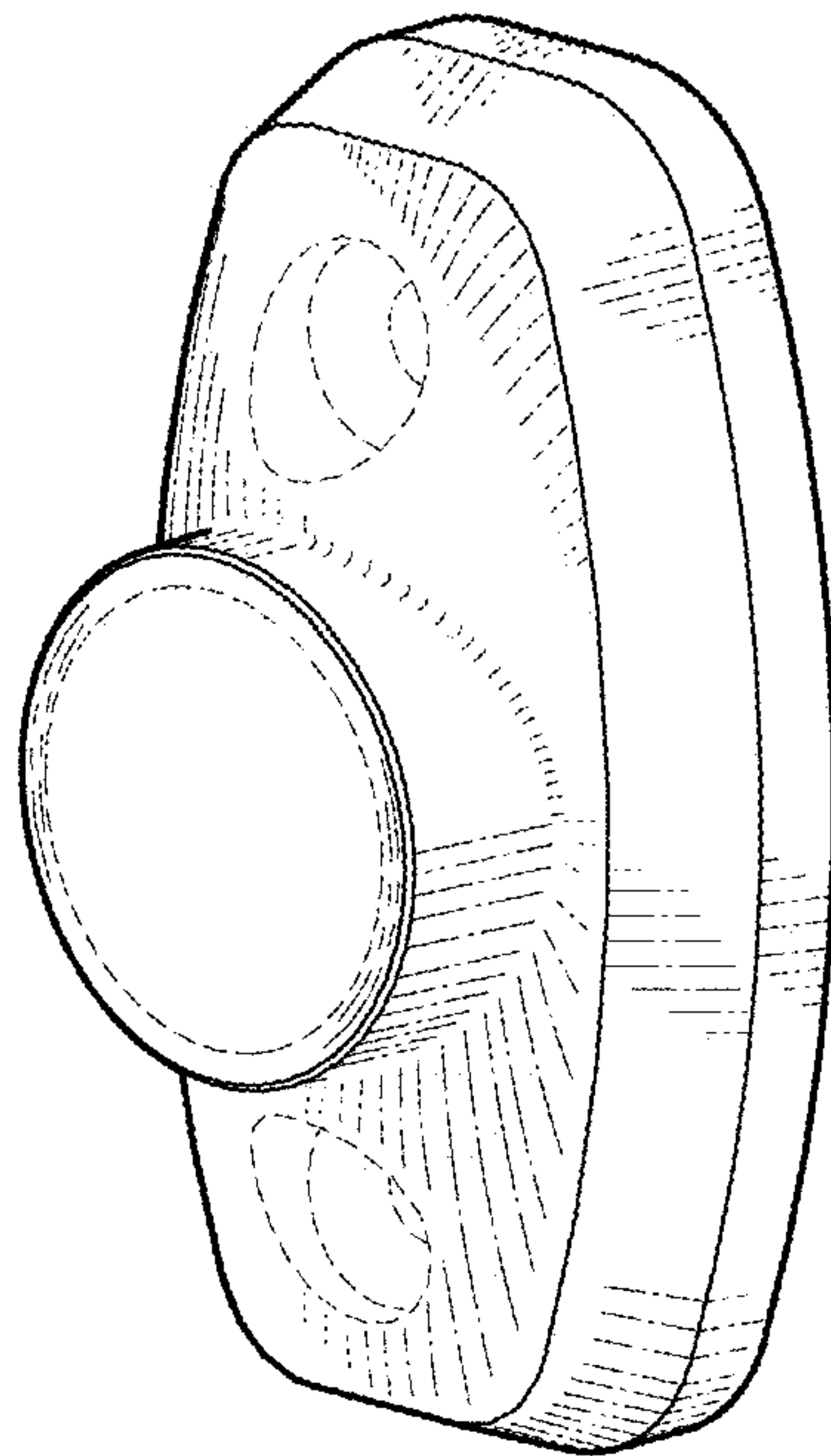
FIG. 5 is a top view of the handle plate of FIG. 1; and,

FIG. 6 is a bottom view of the handle plate of FIG. 1.

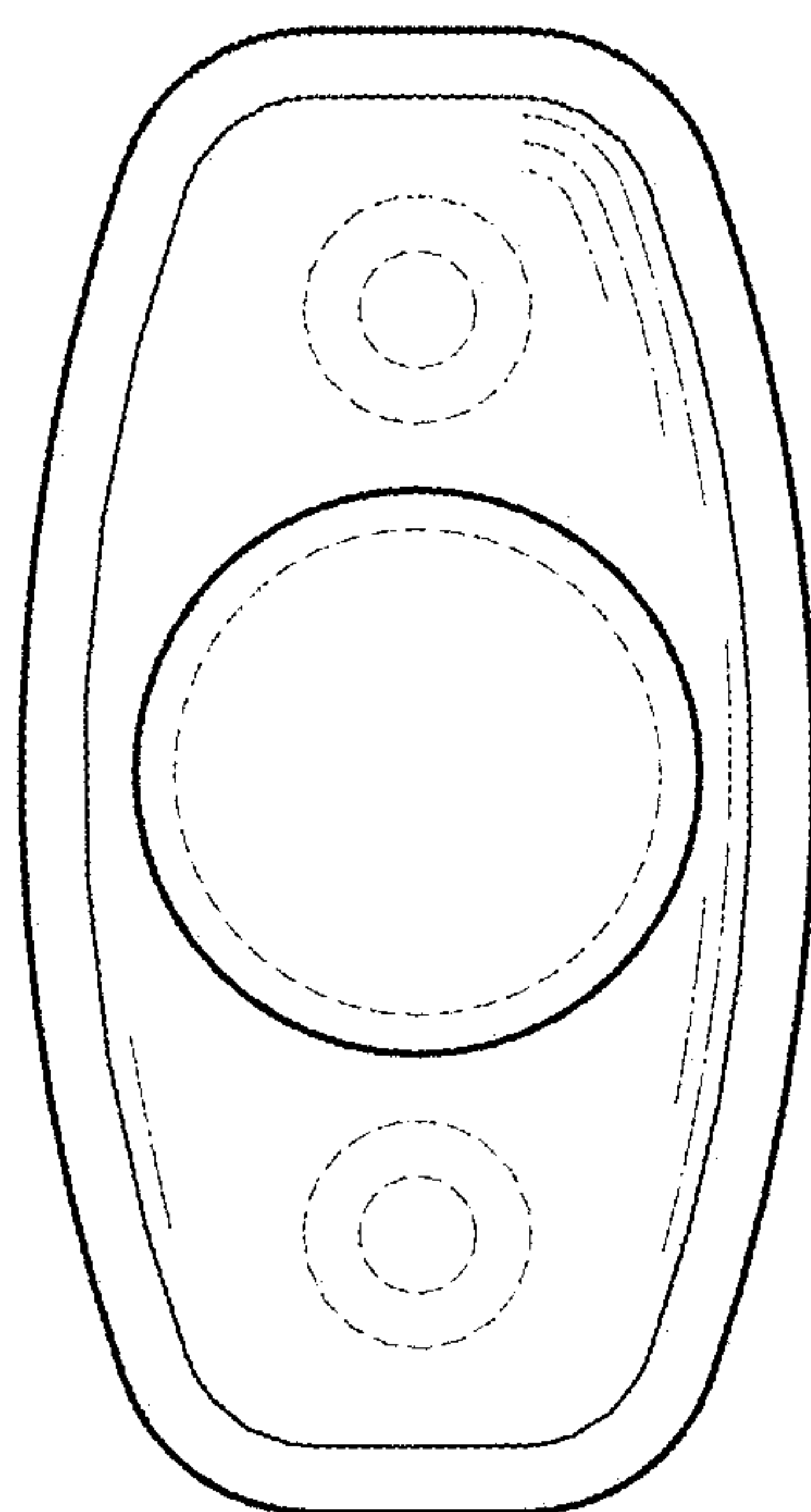
The features shown in dashed lines form no part of the design and are not claimed.

**1 Claim, 5 Drawing Sheets**

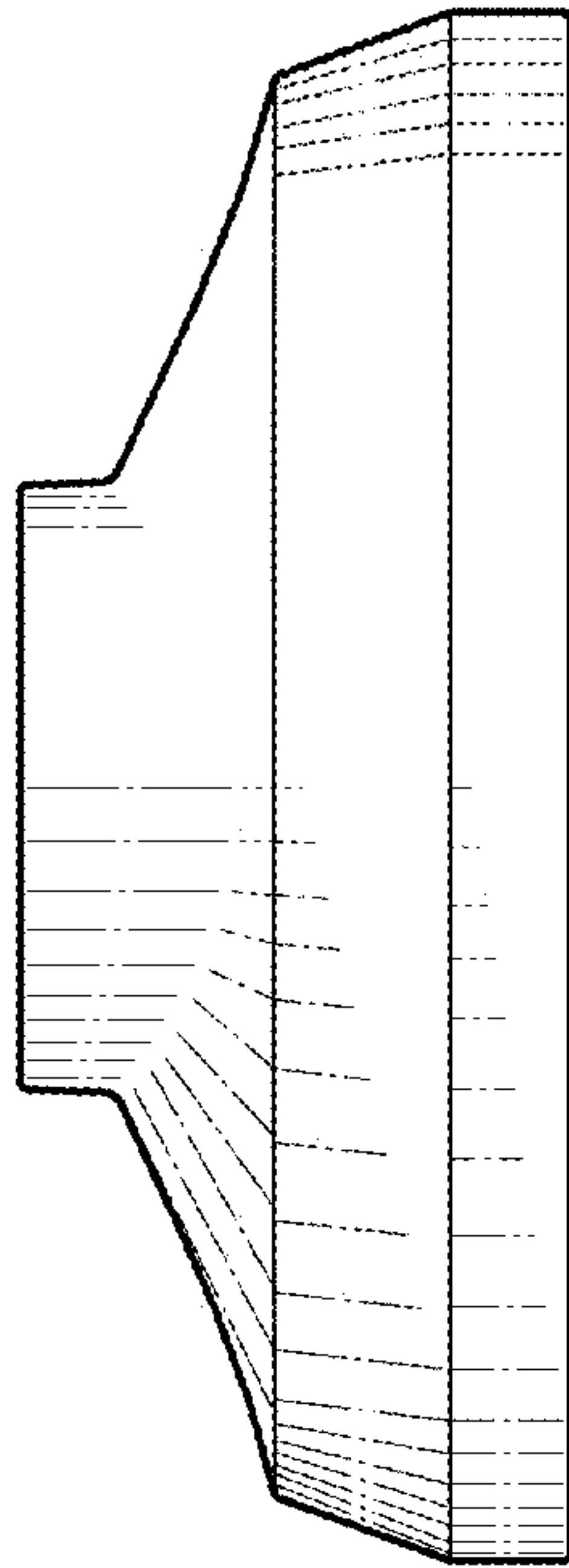




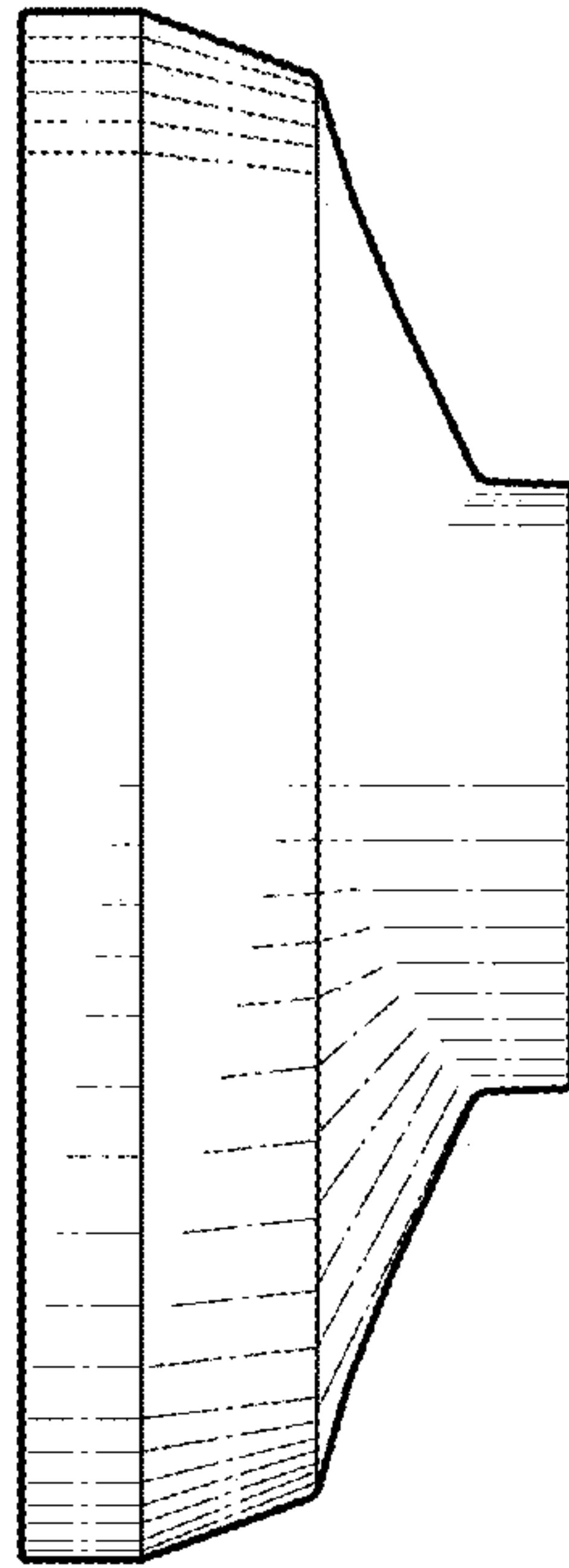
*Fig. 1*



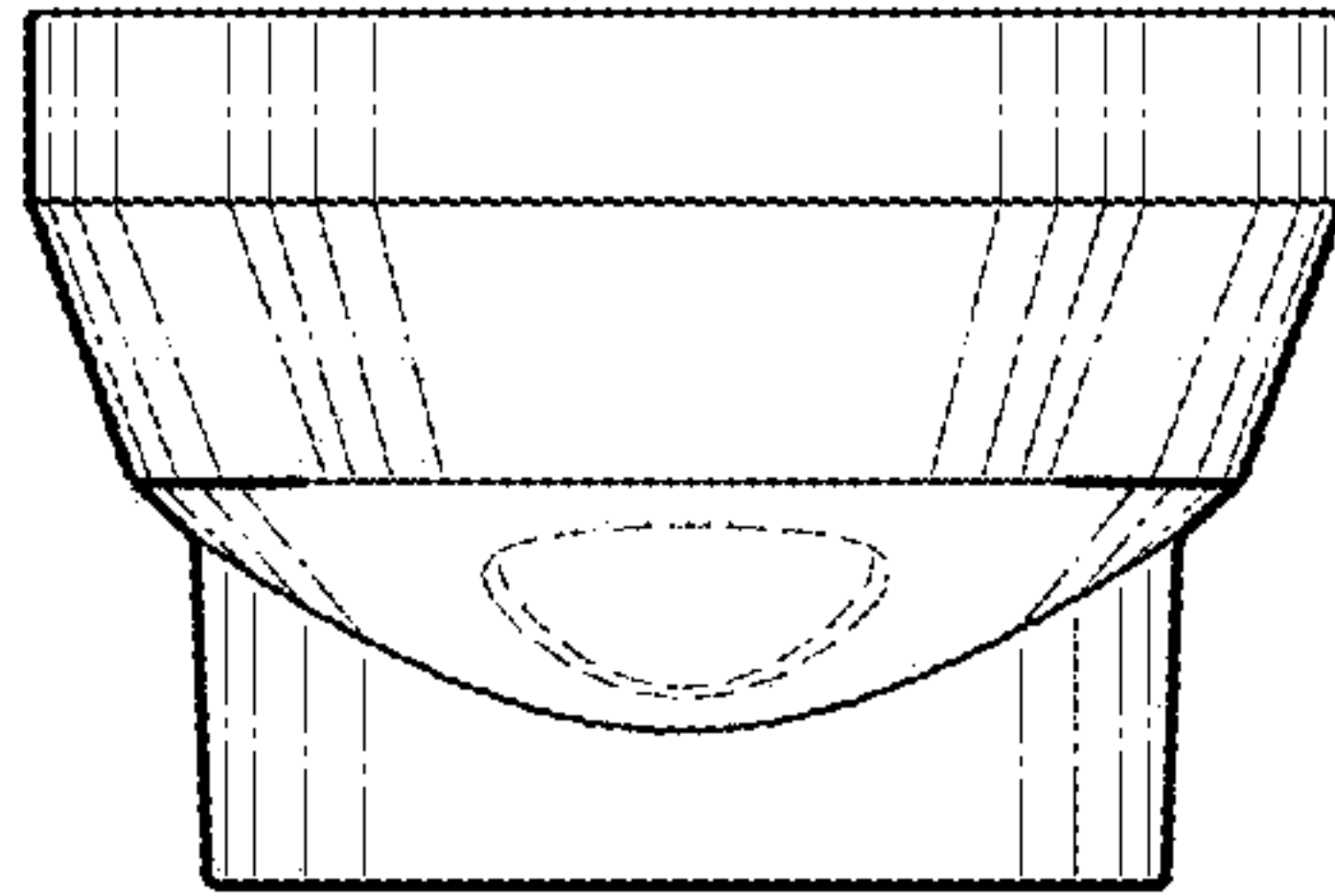
*Fig. 2*



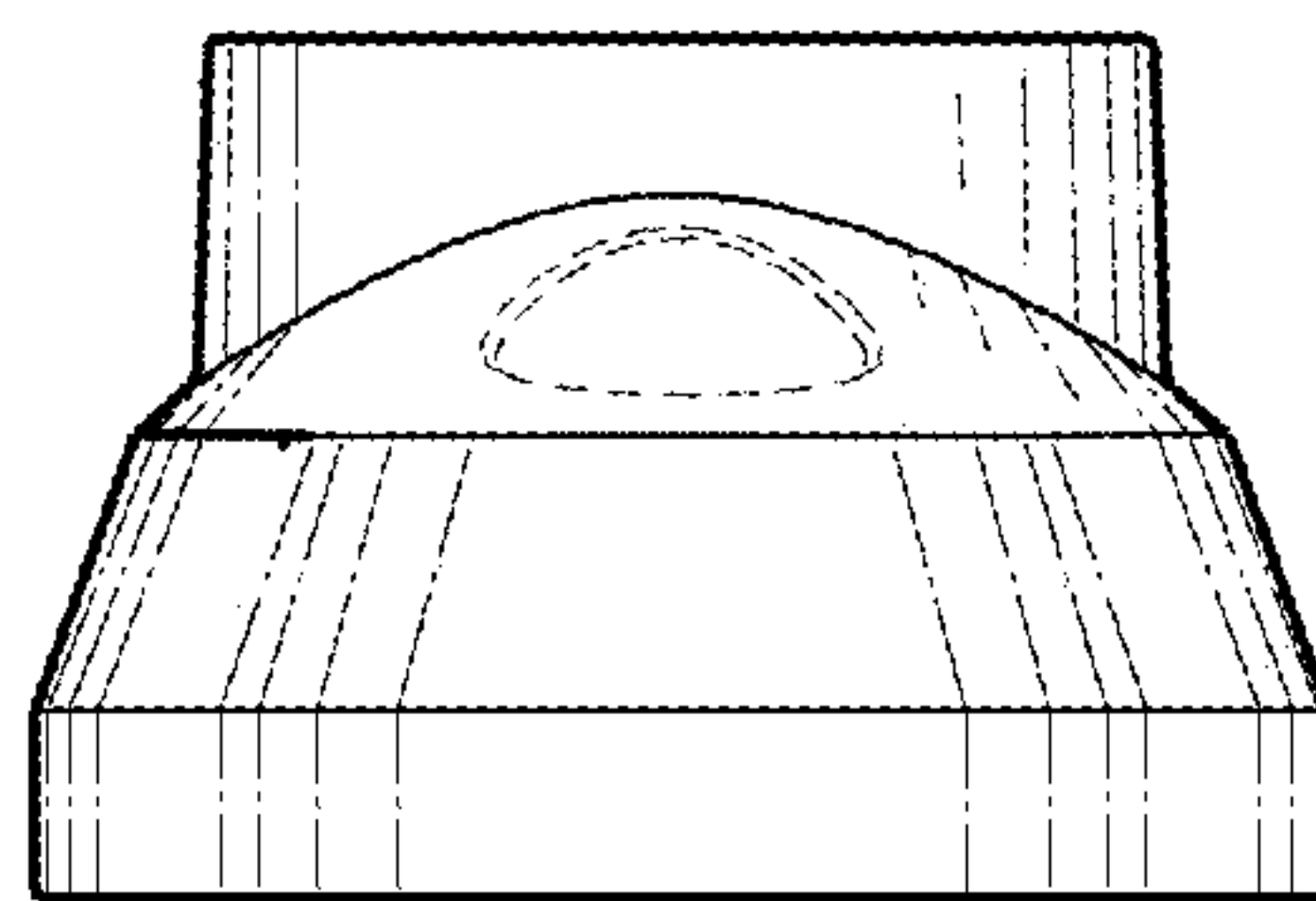
*Fig. 3*



*Fig. 4*



*Fig. 5*



*Fig. 6*