

US00D760051S

(12) **United States Design Patent**
Tsai

(10) **Patent No.:** **US D760,051 S**
(45) **Date of Patent:** **** Jun. 28, 2016**

(54) **INTERCHANGEABLE CRIMPING TOOL**

(71) Applicant: **HANLONG INDUSTRIAL CO., LTD.,**
New Taipei (TW)

(72) Inventor: **Yi-Hung Tsai**, New Taipei (TW)

(73) Assignee: **Hanlong Industrial Co., Ltd.,** New
Taipei (TW)

(**) Term: **14 Years**

(21) Appl. No.: **29/524,304**

(22) Filed: **Apr. 20, 2015**

(51) **LOC (10) Cl.** **08-05**

(52) **U.S. Cl.**
USPC **D8/52**

(58) **Field of Classification Search**
USPC D8/4, 5, 51-56
CPC Y10T 29/53226; Y10T 29/539; H01R
43/042; H01R 43/0421; H01R 43/15
See application file for complete search history.

(56) **References Cited**

U.S. PATENT DOCUMENTS

- 5,012,666 A * 5/1991 Chen H01R 43/042
29/751
- D322,544 S * 12/1991 Steiner D8/14
- D336,025 S * 6/1993 Steiner D8/52
- D346,316 S * 4/1994 Bergkvist D8/52

- D461,108 S * 8/2002 Herzog D8/52
- 7,040,007 B2 * 5/2006 Shutts H01R 43/0421
29/747
- 7,237,426 B2 * 7/2007 Baker H01R 43/042
29/751
- D609,541 S * 2/2010 Hutchfield D8/52
- 8,069,700 B2 * 12/2011 Liao B25B 7/12
29/750
- 9,257,806 B2 * 2/2016 Lai H01R 43/042
- 2007/0283740 A1 * 12/2007 Li B25B 7/04
72/409.16

* cited by examiner

Primary Examiner — Deanna L Pratt

(74) *Attorney, Agent, or Firm* — Alan D. Kamrath; Kamrath
IP Lawfirm, P.A.

(57) **CLAIM**

The ornamental design for an interchangeable crimping tool,
as shown and described.

DESCRIPTION

FIG. 1 is a perspective view of an interchangeable crimping
tool in accordance with the design;
FIG. 2 is a front view thereof;
FIG. 3 is a rear view thereof;
FIG. 4 is a left view thereof;
FIG. 5 is a right view thereof;
FIG. 6 is a top view thereof; and,
FIG. 7 is a bottom view thereof.

1 Claim, 6 Drawing Sheets

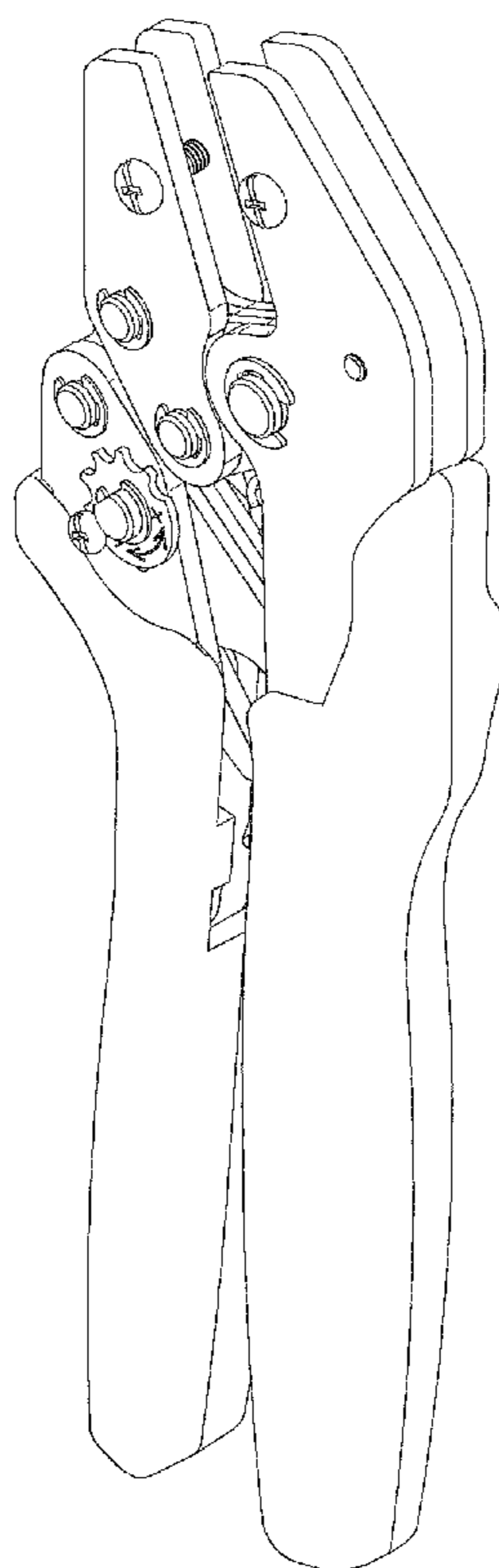




FIG. 1

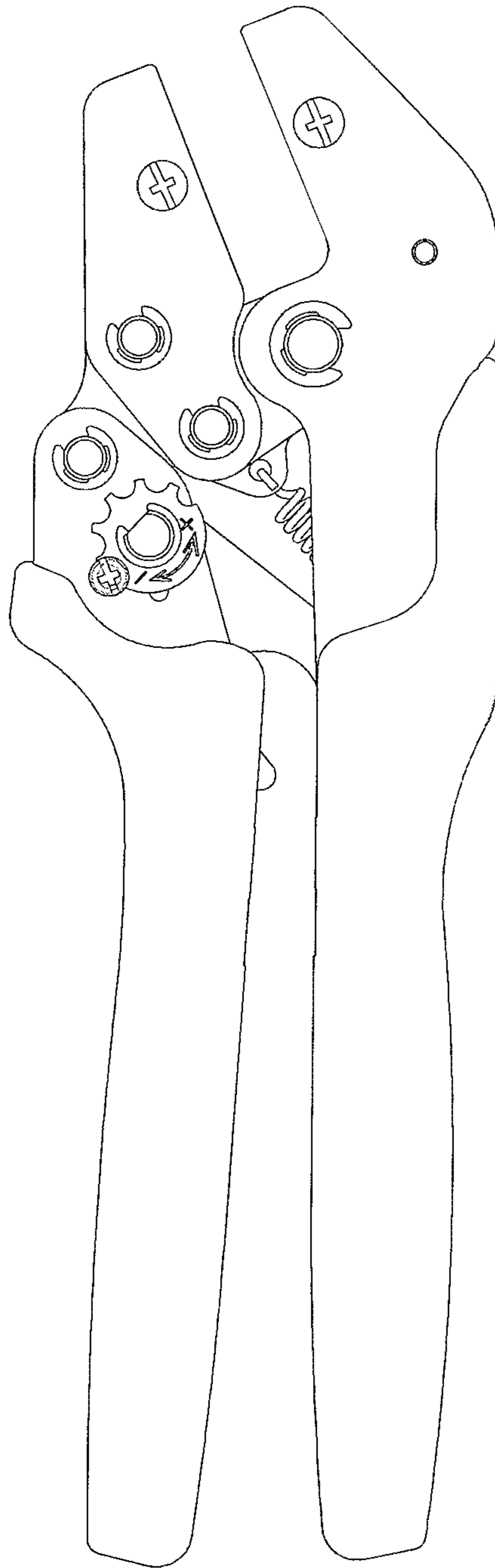


FIG. 2

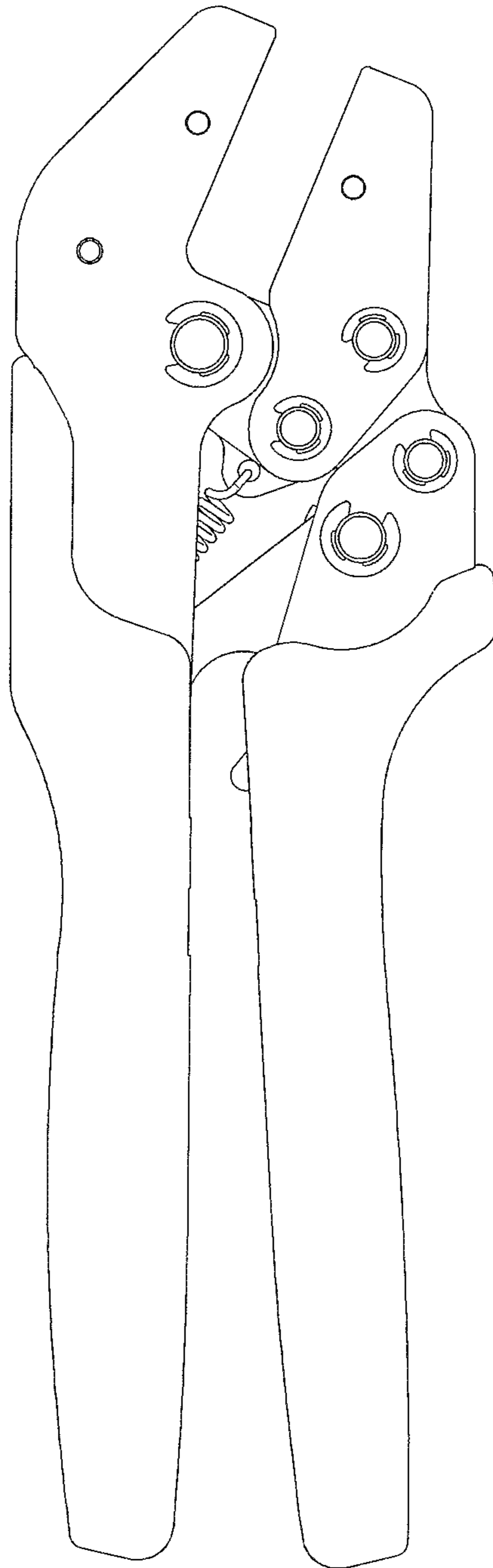


FIG. 3

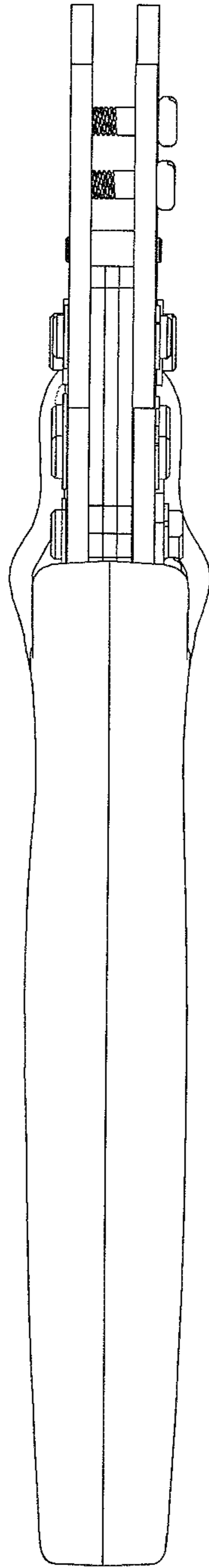


FIG. 4

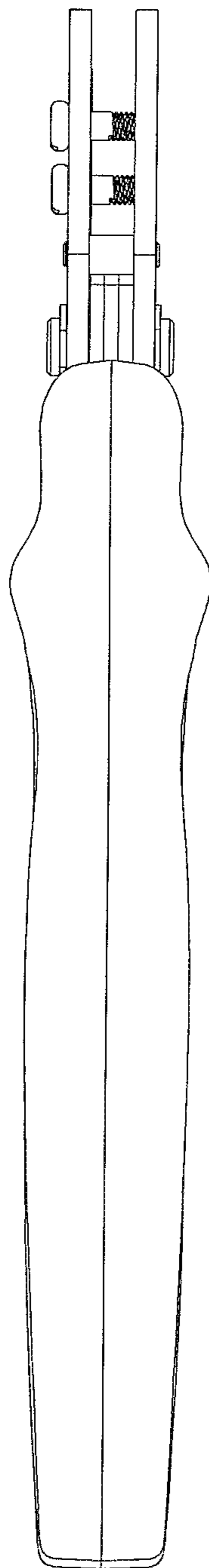


FIG. 5

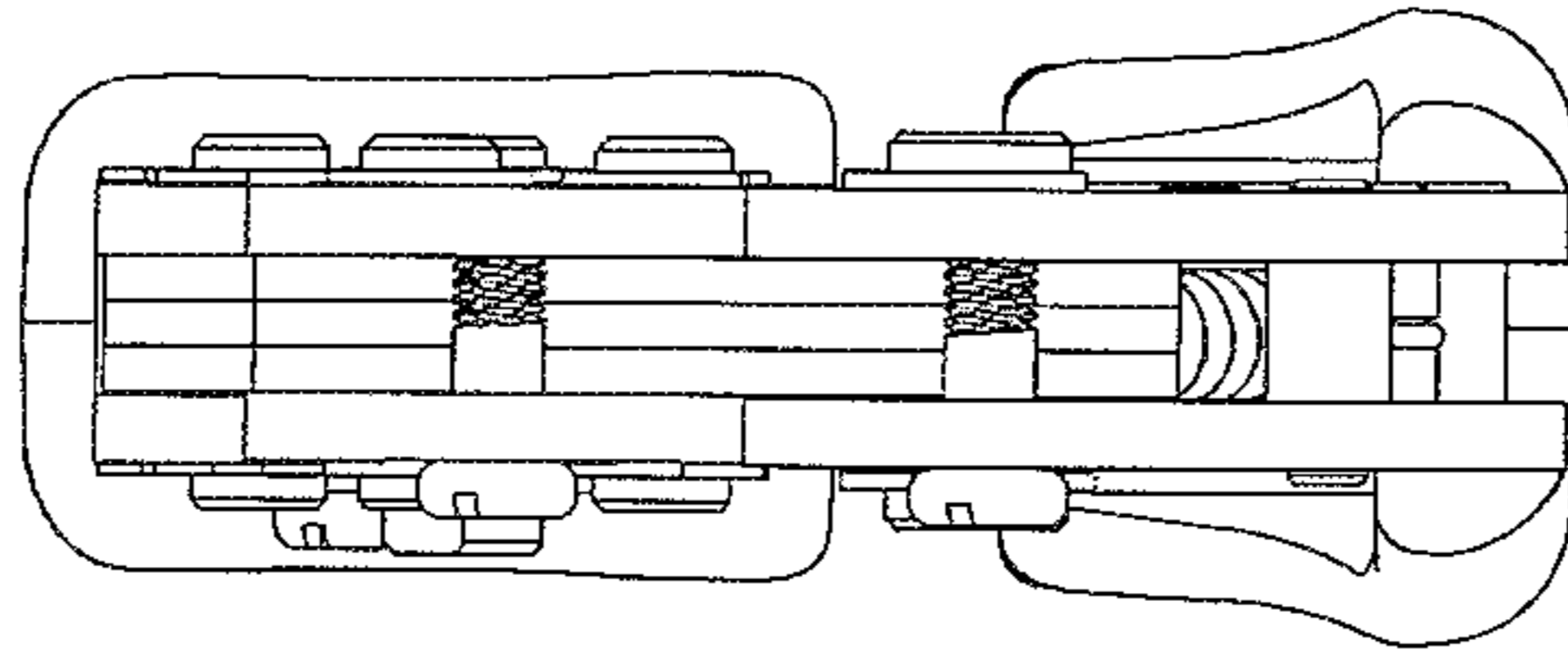


FIG. 6

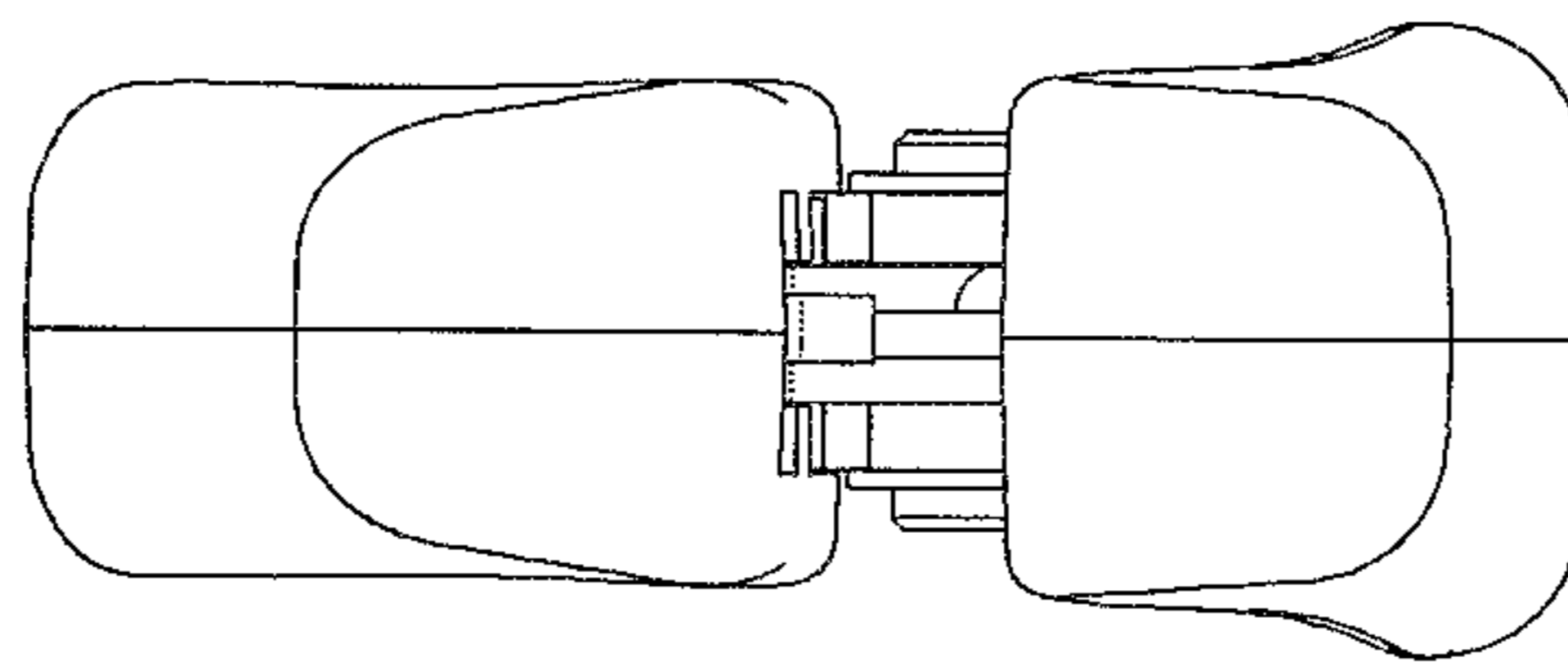


FIG. 7