



US00D760041S

(12) **United States Design Patent**
Schuler et al.

(10) **Patent No.:** **US D760,041 S**
(45) **Date of Patent:** **** Jun. 28, 2016**

(54) **PEELER**

(71) Applicant: **Bradshaw International, Inc.**, Rancho Cucamonga, CA (US)

(72) Inventors: **Troy Schuler**, Rancho Cucamonga, CA (US); **Philippe De La Coussaye**, Annecy-le-Vieux (FR)

(73) Assignee: **Bradshaw International, Inc.**, Rancho Cucamonga, CA (US)

(**) Term: **14 Years**

(21) Appl. No.: **29/500,670**

(22) Filed: **Aug. 27, 2014**

(30) **Foreign Application Priority Data**

Mar. 6, 2014 (EM) 002418921-0001

(51) **LOC (10) CL.** **07-06**

(52) **U.S. CL.**
USPC **D7/695**

(58) **Field of Classification Search**
USPC D7/368, 383, 393, 395, 693-695;
D8/107; 30/123.5, 279.6, 280, 294,
30/304, 337, 342, 343; 83/698.31; 99/588
CPC B62B 25/005; A47J 17/02
See application file for complete search history.

(56) **References Cited**

U.S. PATENT DOCUMENTS

D332,034 S * 12/1992 Viemeister D7/695
D373,506 S * 9/1996 Viemeister D7/395
D390,428 S * 2/1998 Chen D7/695
D420,867 S * 2/2000 Lion et al. D7/695

D445,007 S * 7/2001 Abrams D7/695
D451,772 S * 12/2001 Tseng D7/695
D488,683 S * 4/2004 Overthun et al. D7/695
D502,063 S * 2/2005 Lee D7/695
D509,711 S * 9/2005 Bennerdahl D7/695
D509,712 S * 9/2005 Lee D7/695
7,140,111 B2 * 11/2006 Di Bitonto et al. 30/279.6
D576,847 S * 9/2008 Pan D7/695
D672,623 S * 12/2012 Mah et al. D7/695

OTHER PUBLICATIONS

Kitchen Stuff Plus, T-Fal Ingenio Swivel Peeler, [site visited: Nov. 16, 2015], [URL: <http://www.kitchenstuffplus.com/t-fal-ingenio-swivel-peeler-black-red>].*
Amazon.ca, Joseph Joseph Curve Speedy Peeler, [site visited: Nov. 16, 2015], [URL: <http://www.amazon.ca/Joseph-Curve-Speedy-Peeler-Green/dp/B002WC05S6>].*

* cited by examiner

Primary Examiner — Thomas Johannes

Assistant Examiner — S. Bryan Reinholdt, Jr.

(74) *Attorney, Agent, or Firm* — The Webb Law Firm

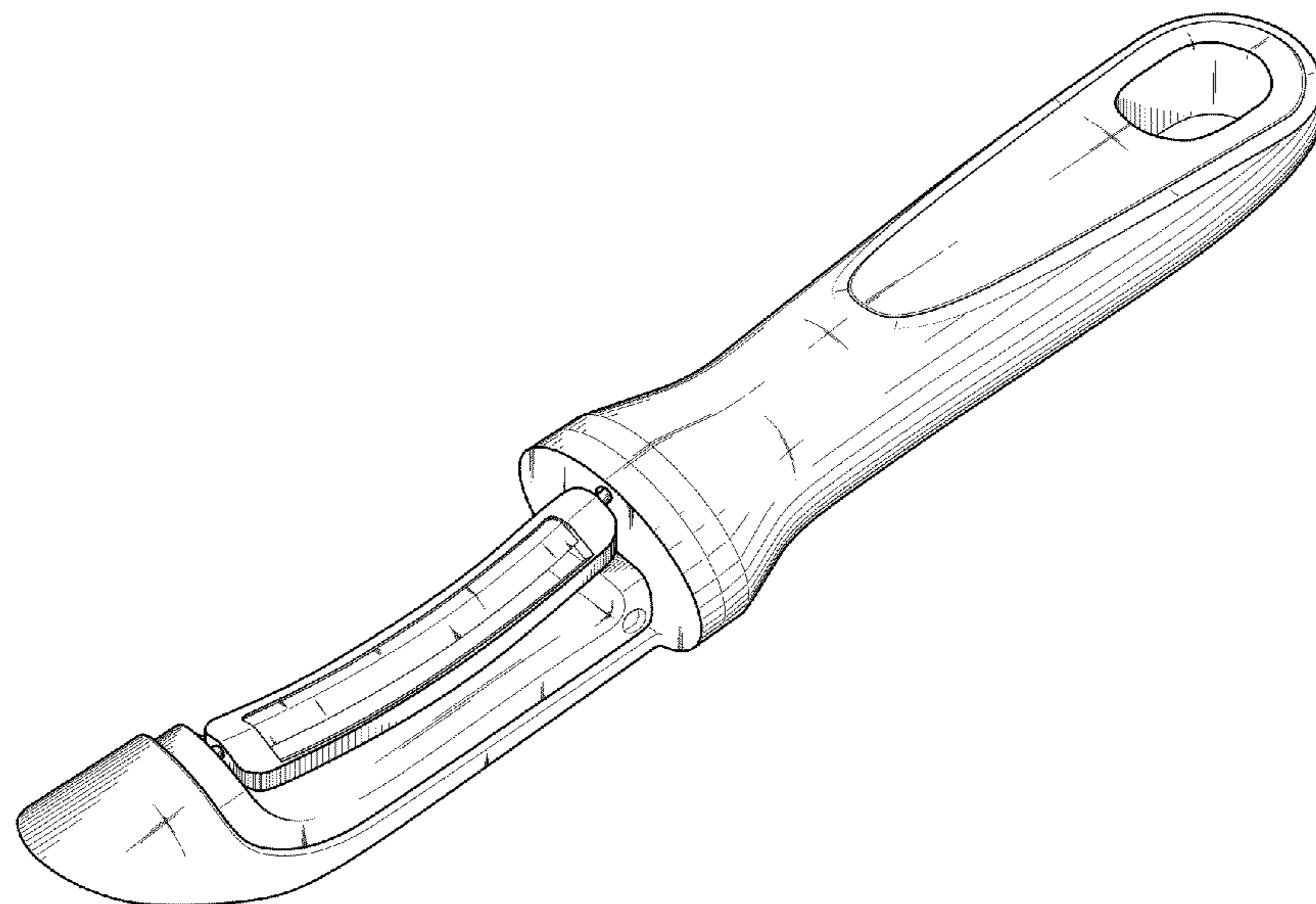
(57) **CLAIM**

The ornamental design for a peeler, as shown and described.

DESCRIPTION

FIG. 1 is a lower right front perspective view of a peeler, showing our new design;
FIG. 2 is a front view thereof;
FIG. 3 is a right side view thereof, with the left side view being a mirror image thereto;
FIG. 4 is an upper left front perspective view thereof;
FIG. 5 is an enlarged top view thereof;
FIG. 6 is an upper left rear perspective view thereof; and,
FIG. 7 is a lower left rear perspective view thereof.

1 Claim, 7 Drawing Sheets



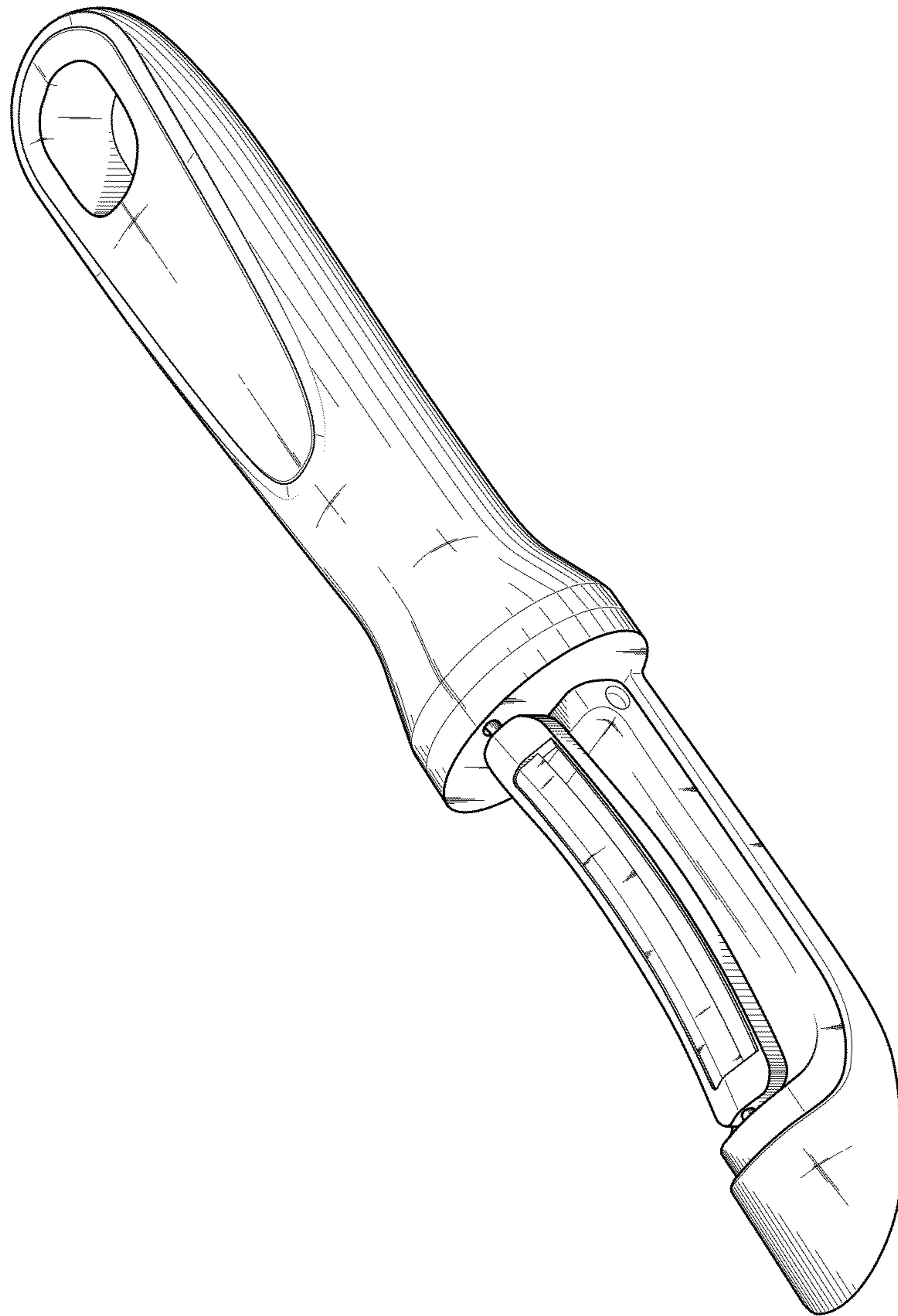


FIG. 1

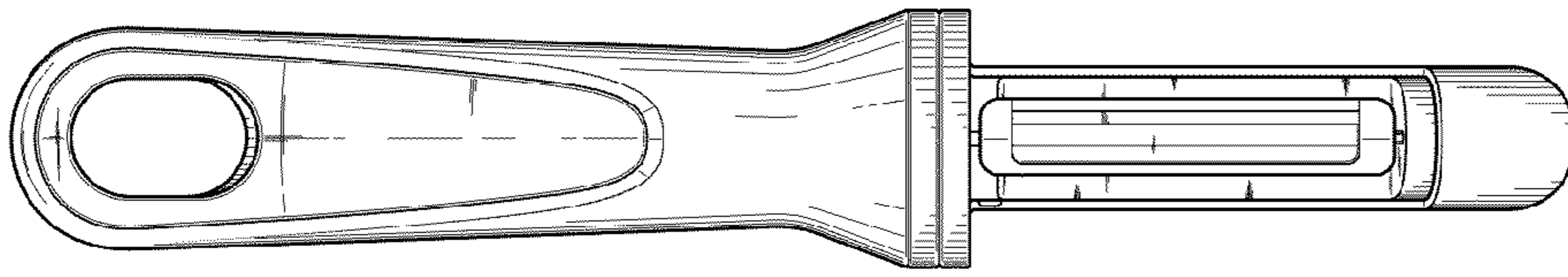


FIG. 2

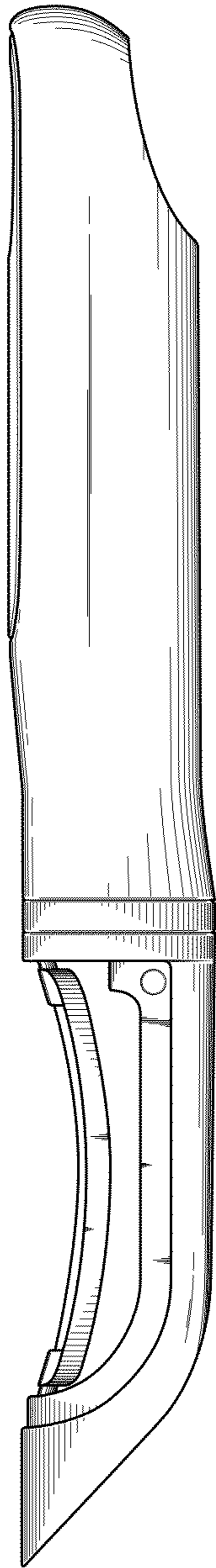


FIG. 3

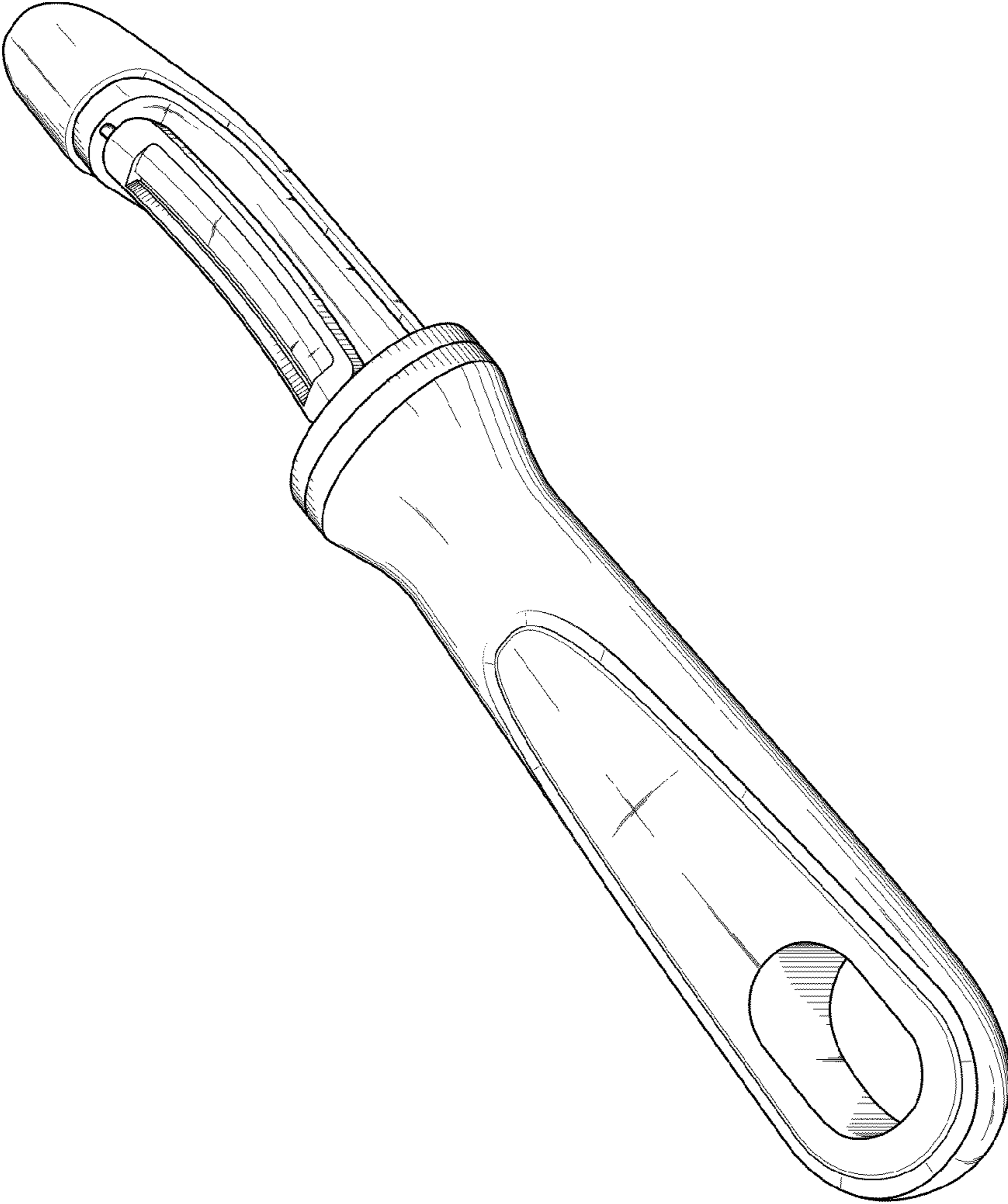


FIG. 4

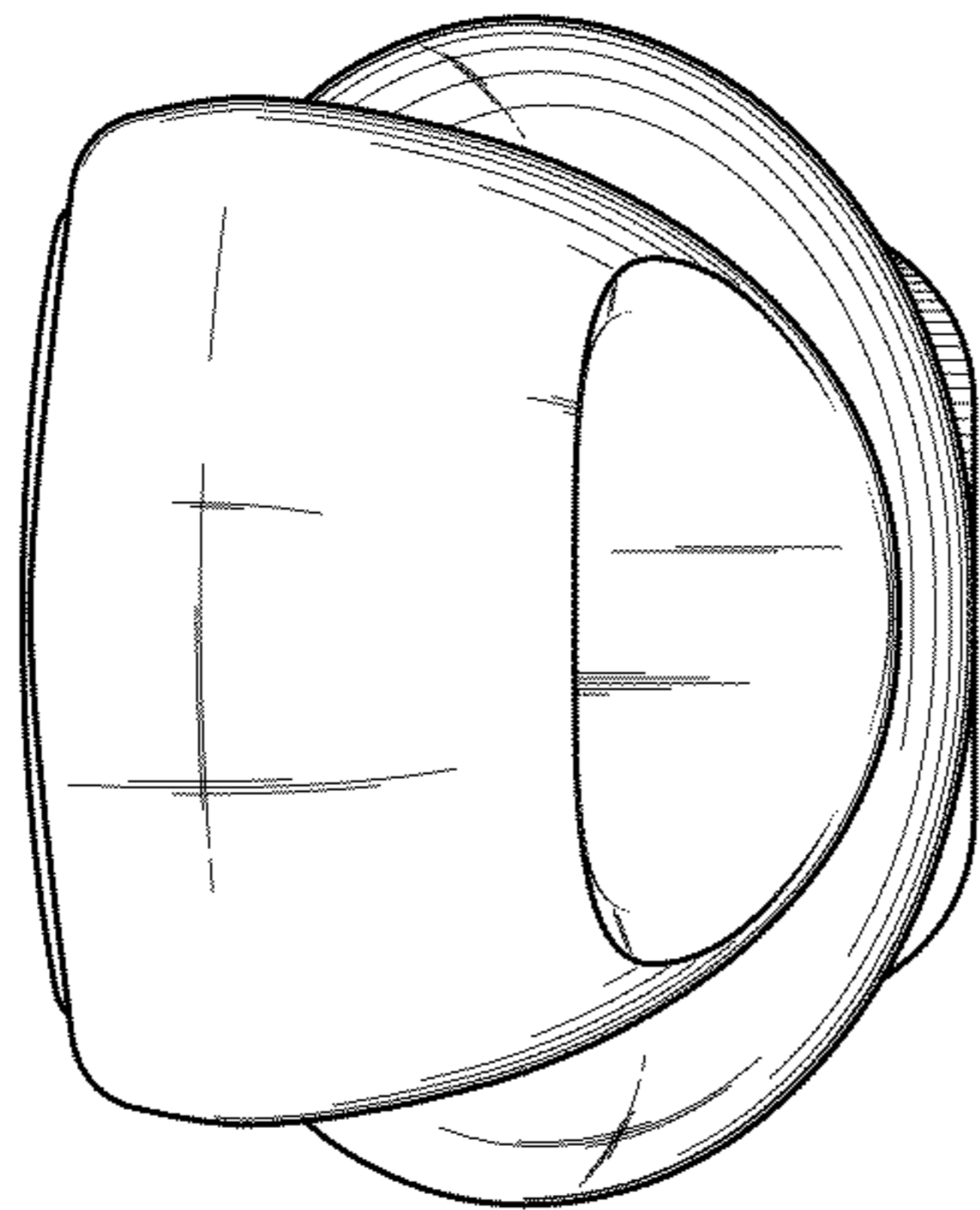


FIG. 5

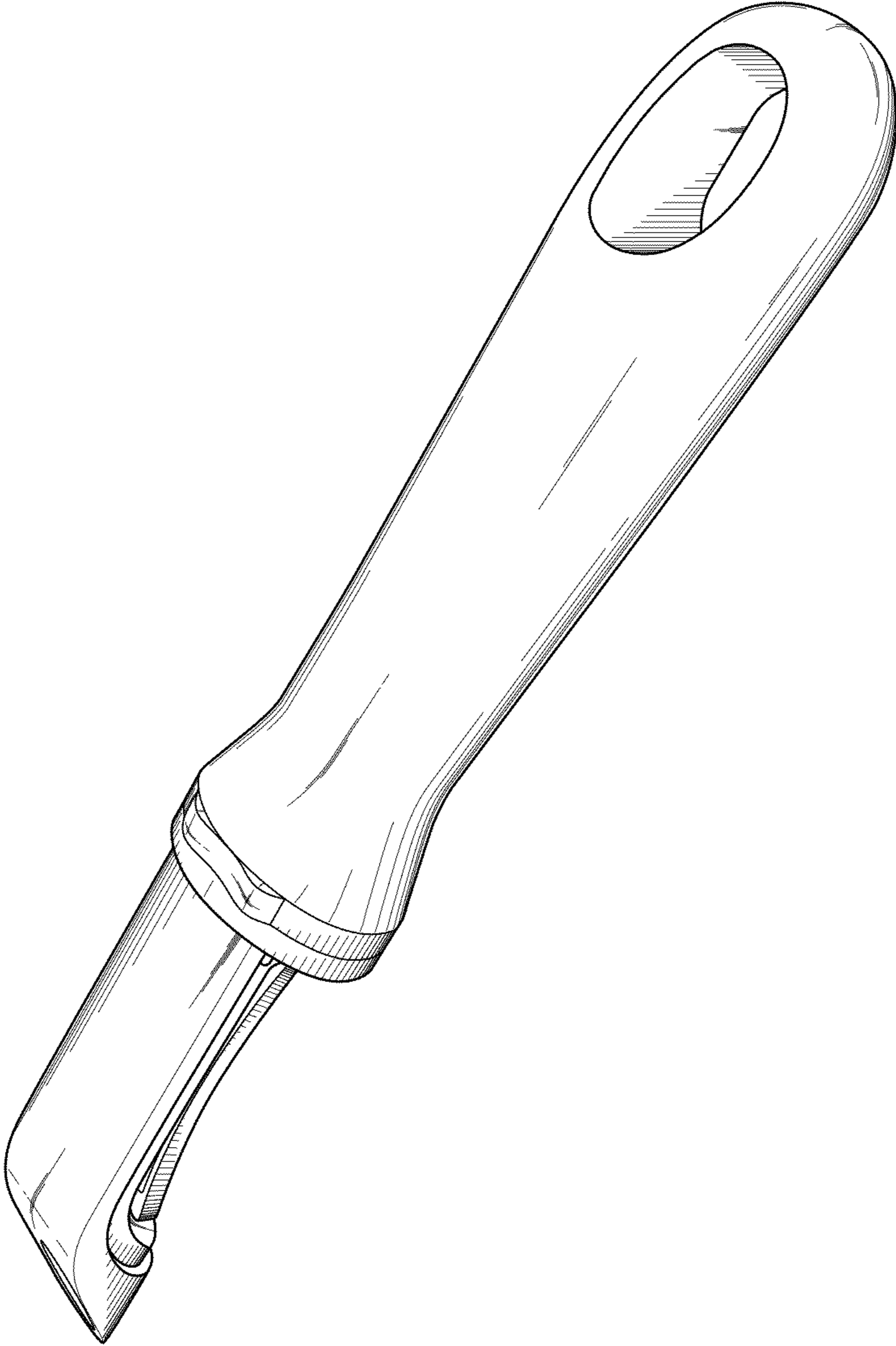


FIG. 6

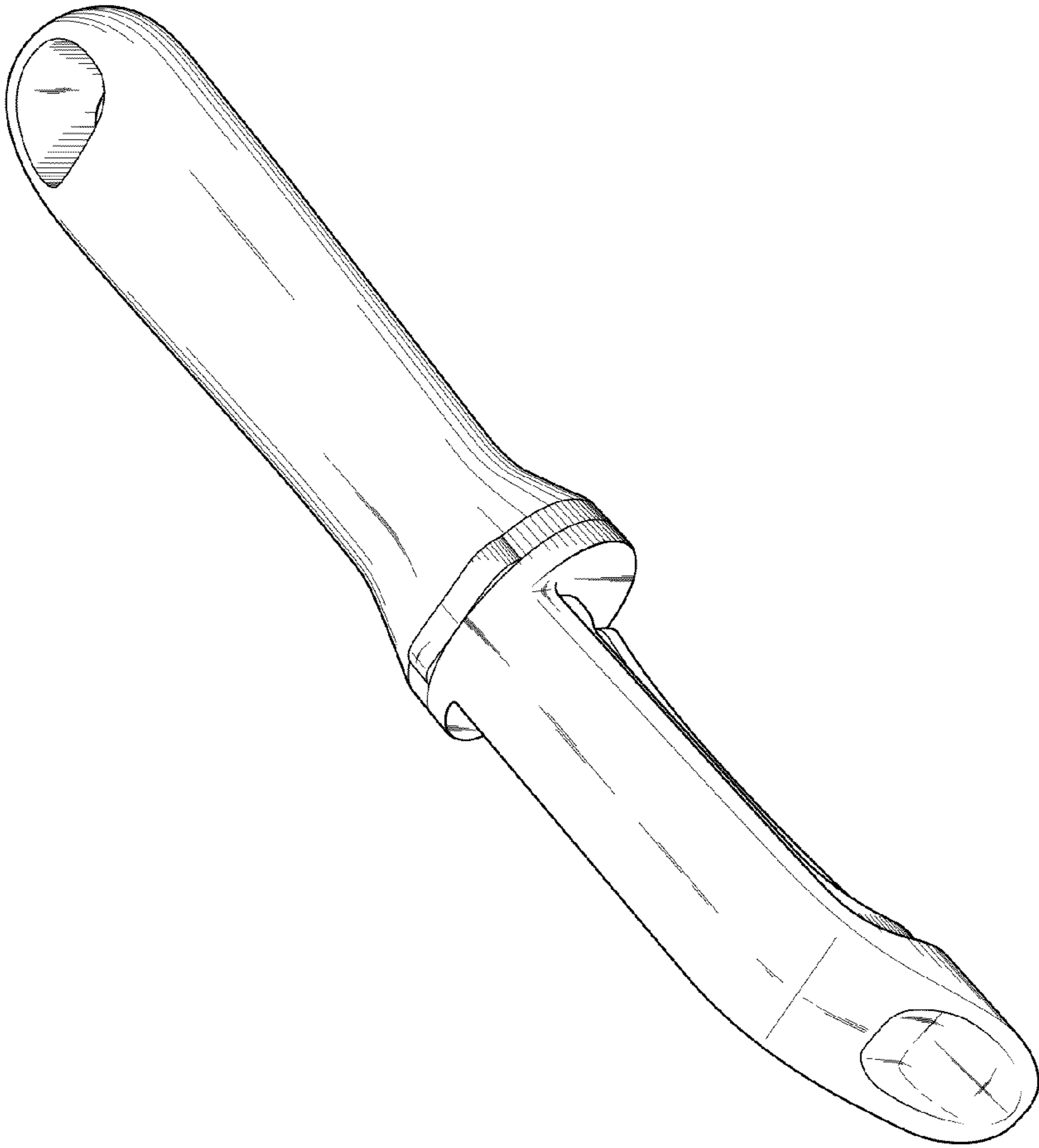


FIG. 7