



US00D760037S

(12) **United States Design Patent**
Weernink

(10) **Patent No.:** **US D760,037 S**
(45) **Date of Patent:** **** Jun. 28, 2016**

(54) **CUTTING TRAY WITH COVER (MODULA DOME)**

(71) Applicant: **Rosti Mepal Support B.V.**, Lochem (NL)

(72) Inventor: **Johan Weernink**, Diepenheim (NL)

(73) Assignee: **Rosti Mepal Support B.V.**, Lochem (NL)

(**) Term: **14 Years**

(21) Appl. No.: **29/516,324**

(22) Filed: **Jan. 30, 2015**

(30) **Foreign Application Priority Data**

Sep. 5, 2014 (WO) 837530301

(51) **LOC (10) Cl.** **07-01**

(52) **U.S. Cl.**
USPC **D7/629**; D7/698

(58) **Field of Classification Search**
USPC D7/628, 629, 630, 601, 602, 538–542,
D7/612–615, 698, 699; D9/424–432;
D3/201
CPC A47J 47/005; A47J 47/02; B65D 43/02
See application file for complete search history.

(56) **References Cited**

U.S. PATENT DOCUMENTS

D258,036 S * 1/1981 Sabin D7/698
D302,774 S * 8/1989 Murphy D7/629
D366,397 S * 1/1996 Zimmerman D7/538
D366,989 S * 2/1996 Zimmerman D7/538

D469,288 S * 1/2003 Wray D6/518
D526,157 S * 8/2006 Laib D7/392.1
D543,423 S * 5/2007 Benson D7/698
D618,516 S * 6/2010 DiPietro D7/629
D664,405 S * 7/2012 Chen D7/698
D670,973 S * 11/2012 Piacenza D7/629
D684,438 S * 6/2013 Joseph D7/698
D687,268 S * 8/2013 Difante D7/698
D696,086 S * 12/2013 Wang D7/698
D741,170 S * 10/2015 Thurin D7/629
D747,913 S * 1/2016 Lee D7/354

* cited by examiner

Primary Examiner — George D Kirschbaum

Assistant Examiner — Clese Moore, Jr.

(74) *Attorney, Agent, or Firm* — Charles T. J. Weigell, Esq.;
Fross Zelnick Lehrman & Zissu, P.C.

(57) **CLAIM**


The ornamental design for a cutting tray with cover (modula dome), as shown and described.

DESCRIPTION

FIG. 1 is a top perspective view of a cutting tray with cover (modula dome);
FIG. 2 is a bottom perspective view thereof;
FIG. 3 is an exploded perspective view thereof;
FIG. 4 is a front view (with the back side view being a mirror image thereof);
FIG. 5 is a left side view (with the right side view being a mirror image thereof);
FIG. 6 is a top view thereof, shown without cover; and,
FIG. 7 is bottom view thereof.

The shadows and reflections shown in the drawings form no part of the claimed design.

1 Claim, 7 Drawing Sheets



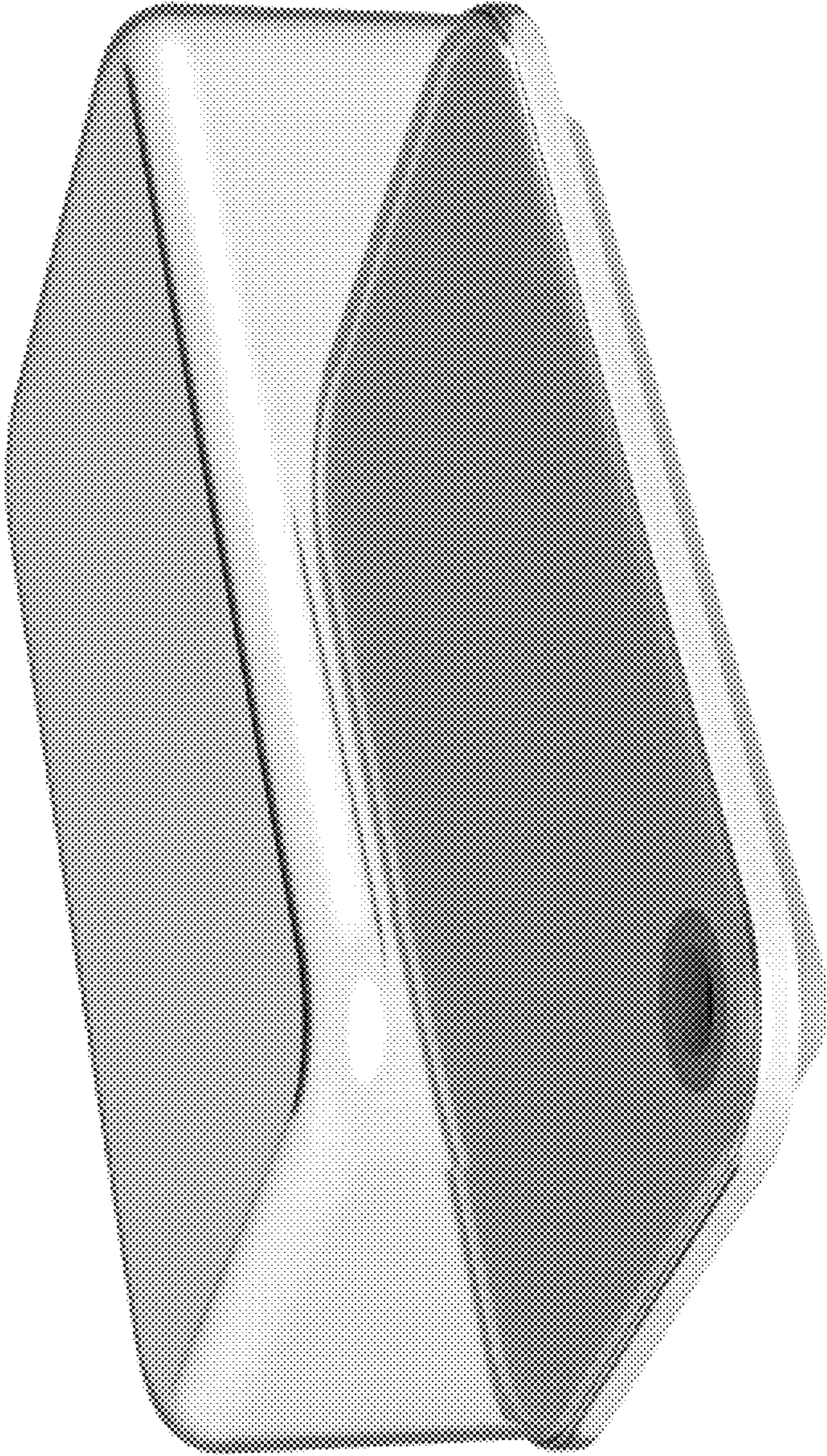


FIG. 1

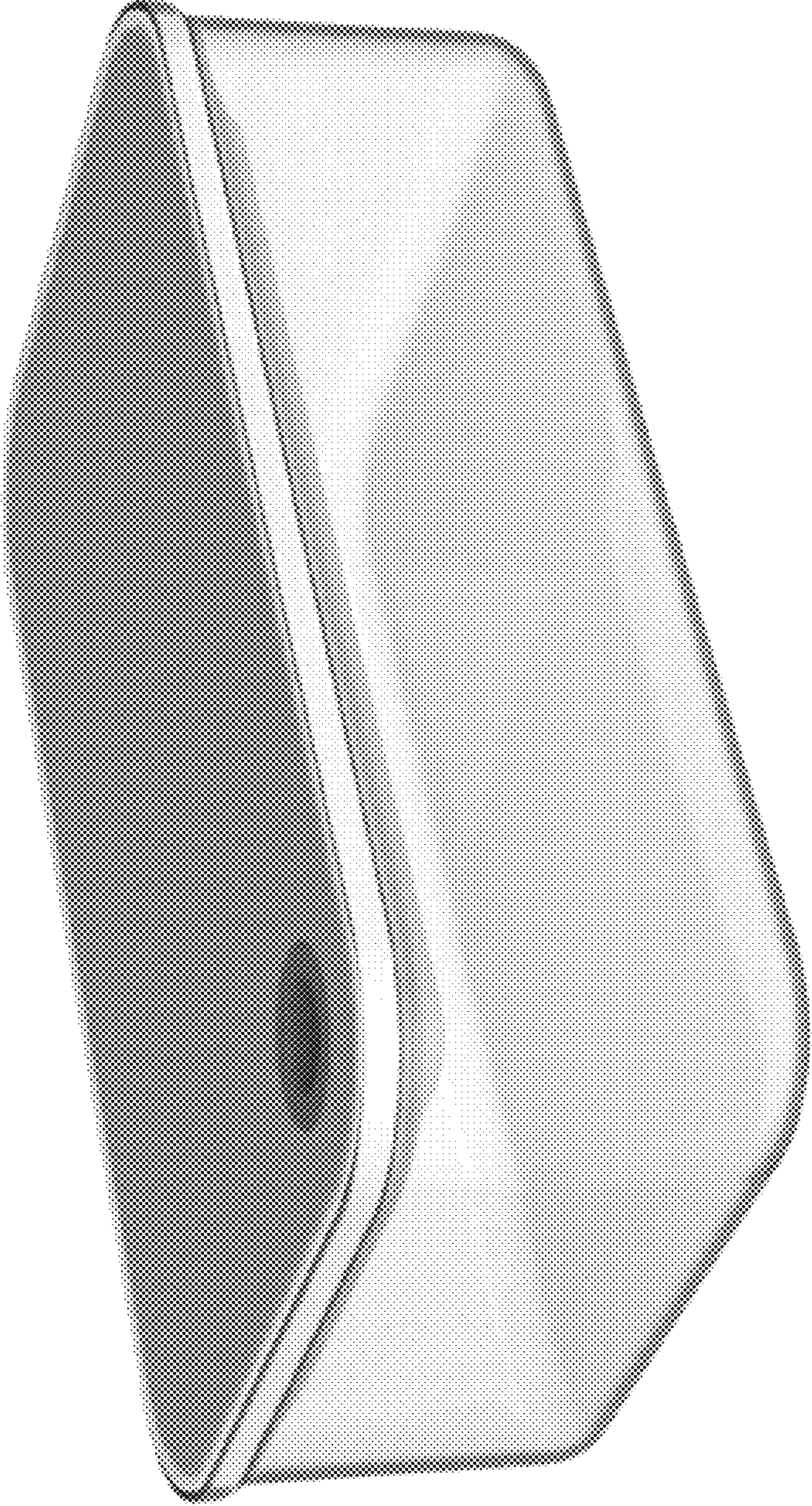


FIG. 2

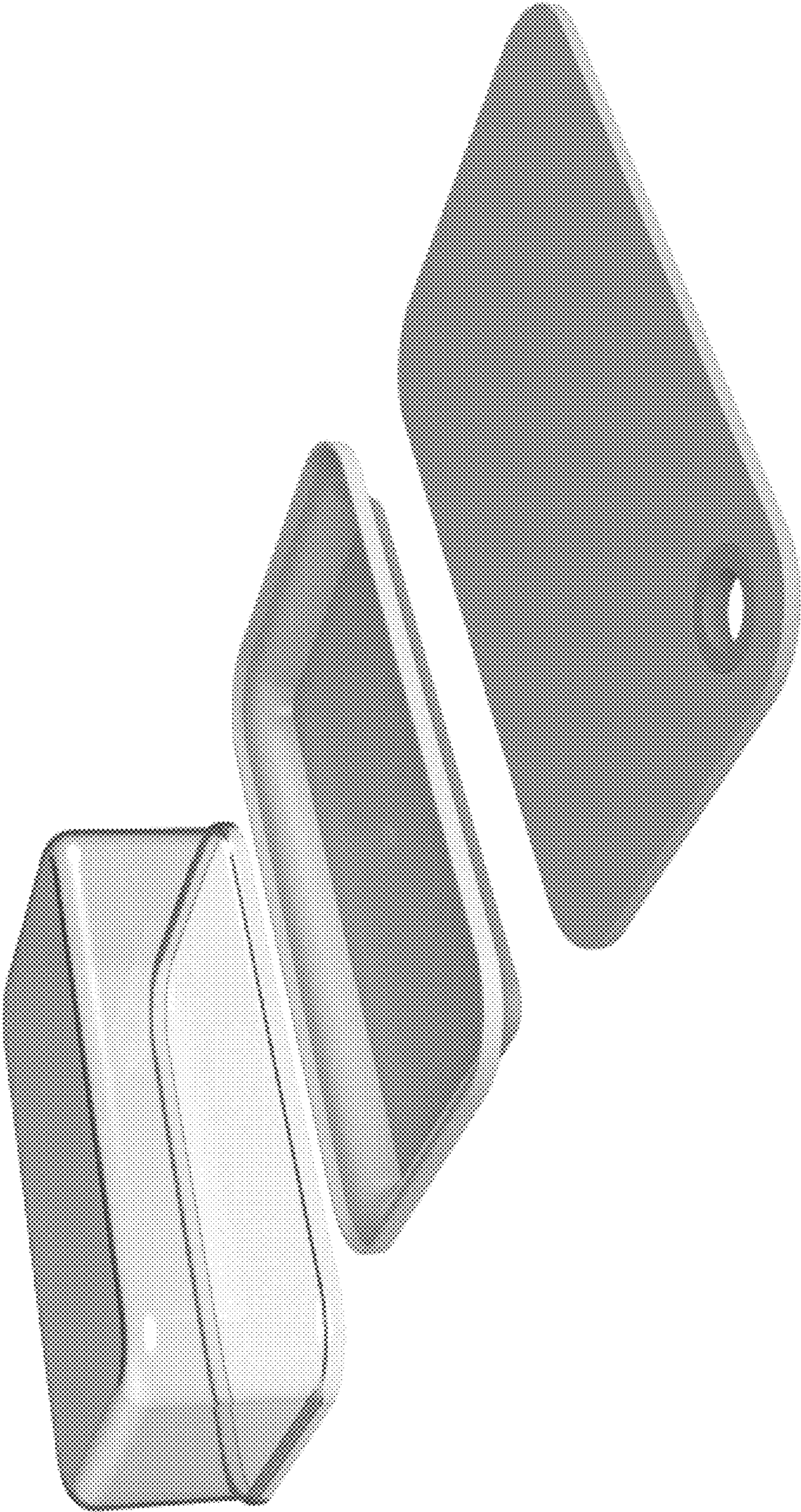


FIG. 3




FIG. 4




FIG. 5




FIG. 6




FIG. 7