



US00D760019S

(12) **United States Design Patent**
Koszylko

(10) **Patent No.:** **US D760,019 S**
(45) **Date of Patent:** **** Jun. 28, 2016**

- (54) **GRIDDLE**
- (71) Applicant: **Spectrum Brands, Inc.**, Middleton, WI (US)
- (72) Inventor: **Darek J. Koszylko**, Dane, WI (US)
- (73) Assignee: **Spectrum Brands, Inc.**, Middleton, WI (US)
- (**) Term: **14 Years**
- (21) Appl. No.: **29/519,574**
- (22) Filed: **Mar. 6, 2015**
- (51) **LOC (10) Cl.** **07-02**
- (52) **U.S. Cl.**
USPC **D7/362; D7/352; D7/363; D7/409**
- (58) **Field of Classification Search**
USPC D7/323, 332, 335-337, 352-355, D7/359-364, 387-388, 402, 407-409
CPC A21B 2/00; A21B 3/00; A21B 3/13; A21B 3/15; A21B 5/00; A21B 5/02; A23N 12/06; A23N 12/08; A23N 12/10; A47J 37/00; A47J 37/04; A47J 37/041; A47J 37/042; A47J 37/06; A47J 37/067; A47J 37/0676; A47J 37/0688; A47J 37/0694; A47J 37/07; A47J 37/0704; A47J 37/0709; A47J 37/10; A47J 47/20; A47J 2037/00; A47J 2037/06; A47J 2037/0611; A47J 2037/07; A47J 2037/0786; A47J 2037/0795; F24C 15/10; F24C 15/12; F24C 15/14; F24C 15/16; F24C 15/164; F24C 15/18
See application file for complete search history.

- 5,884,555 A * 3/1999 Chang A47J 37/067 99/400
- D416,167 S * 11/1999 Barker D7/363
- 6,024,014 A * 2/2000 Kasai A47J 37/067 99/400
- 6,064,042 A * 5/2000 Glucksman A47J 37/0676 219/452.13
- D429,946 S * 8/2000 Lee D7/362
- D431,152 S * 9/2000 Lee D7/362
- D432,852 S * 10/2000 Mosher, II D7/337
- D437,183 S * 2/2001 Wong D7/362
- D441,250 S * 5/2001 Choi D7/362
- D444,667 S * 7/2001 Wong D7/362
- 6,262,399 B1 * 7/2001 Lau A47J 37/0676 219/450.1
- D452,630 S * 1/2002 Choi D7/362
- D457,393 S * 5/2002 Lewis D7/402
- D473,419 S * 4/2003 Garman D7/363
- D484,737 S * 1/2004 Bodum D7/337
- D505,044 S * 5/2005 Hei D7/363
- D564,826 S * 3/2008 Chin D7/352
- D644,059 S * 8/2011 Bodum D7/362
- D685,605 S * 7/2013 Xin D7/352
- D696,897 S * 1/2014 Kunz D7/352
- D697,752 S * 1/2014 De' Longhi D7/352
- D730,679 S * 6/2015 Wu D7/362

* cited by examiner

Primary Examiner — Ricky Pham
(74) *Attorney, Agent, or Firm* — Banner & Witcoff, Ltd.

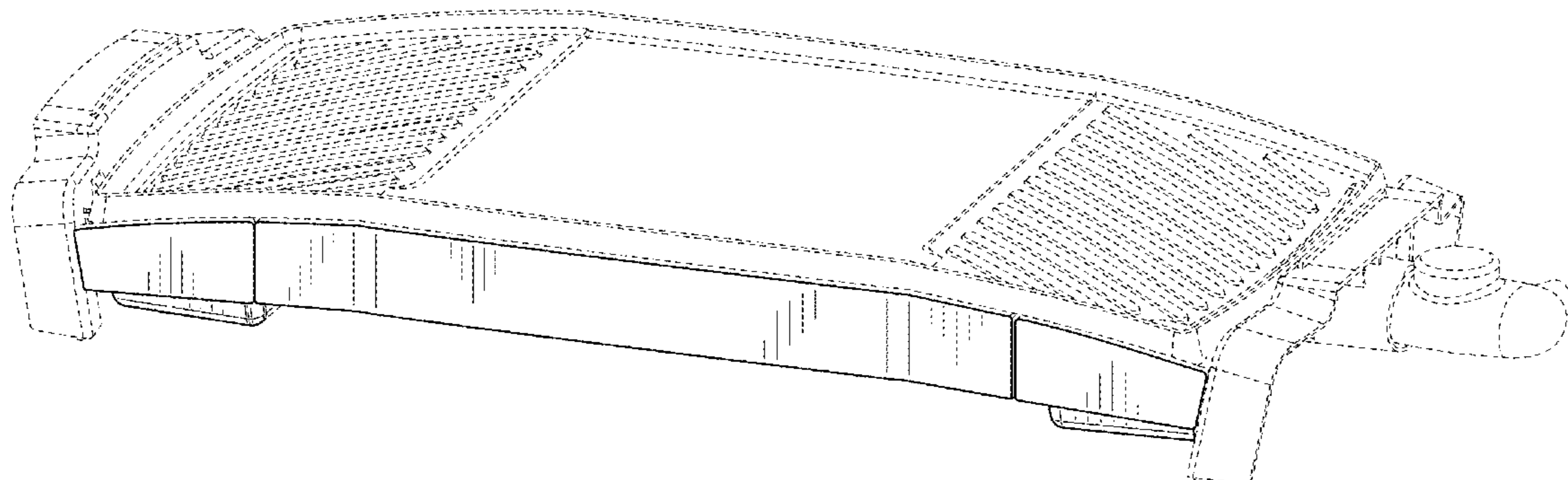
(57) **CLAIM**
The ornamental design for a griddle, as shown and described.

DESCRIPTION

FIG. 1 is a front perspective view of a griddle showing my new design;
FIG. 2 is a front view thereof;
FIG. 3 is a rear view thereof;
FIG. 4 is a right side view thereof;
FIG. 5 is a left side view thereof;
FIG. 6 is top view thereof; and,
FIG. 7 is a bottom view thereof.
The broken line showing of various elements of the griddle are for environmental purposes only and form no part of the claimed design.

1 Claim, 5 Drawing Sheets

- (56) **References Cited**
U.S. PATENT DOCUMENTS
5,355,779 A * 10/1994 O'Brien H05B 3/72 99/446
5,524,528 A * 6/1996 Yeh A47J 37/0709 219/459.1
D377,134 S * 1/1997 Des Touche D7/362
D380,342 S * 7/1997 Edmonds D7/363



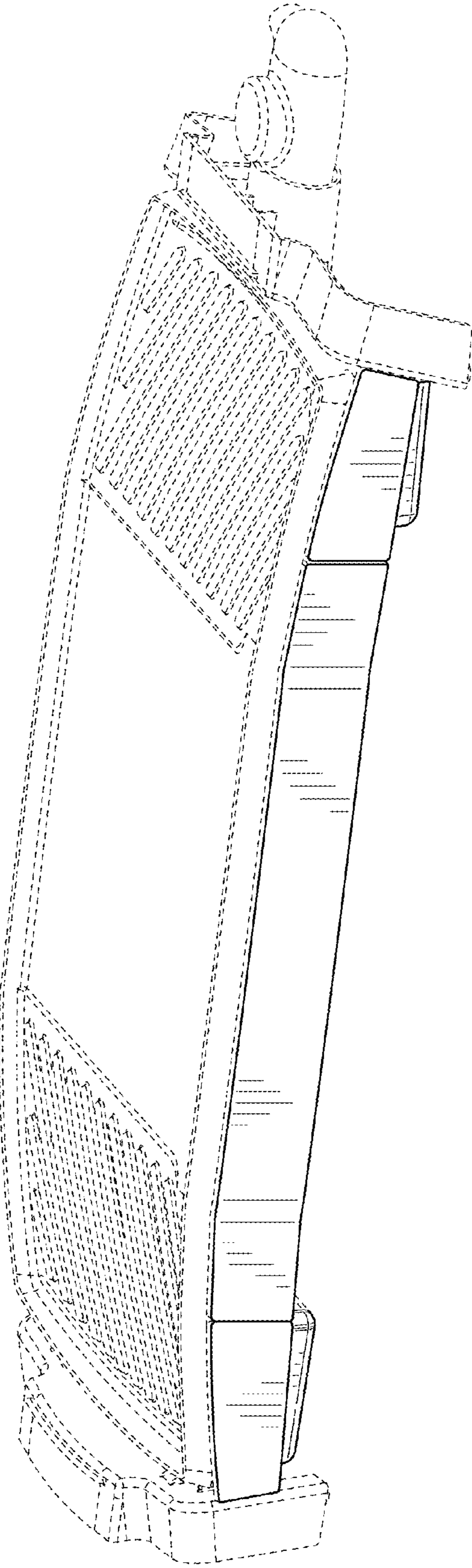


FIG. 1

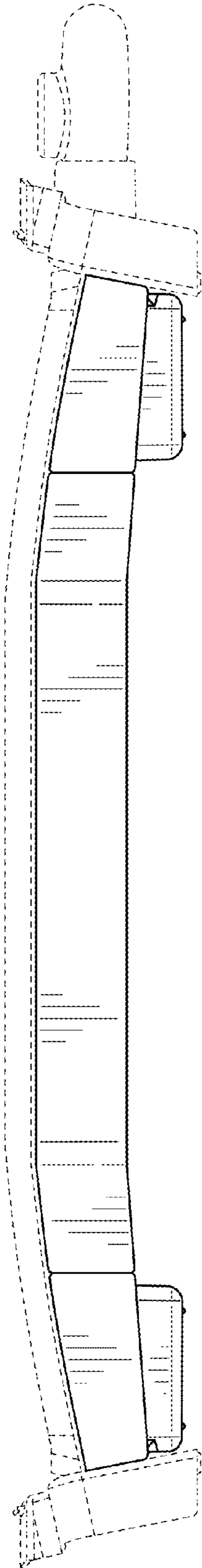


FIG. 2

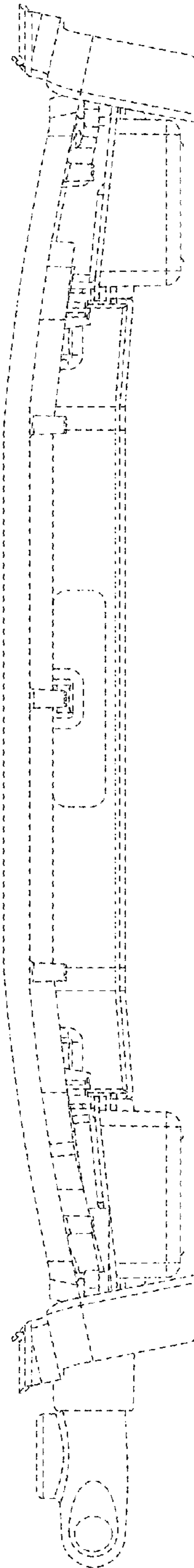


FIG. 3

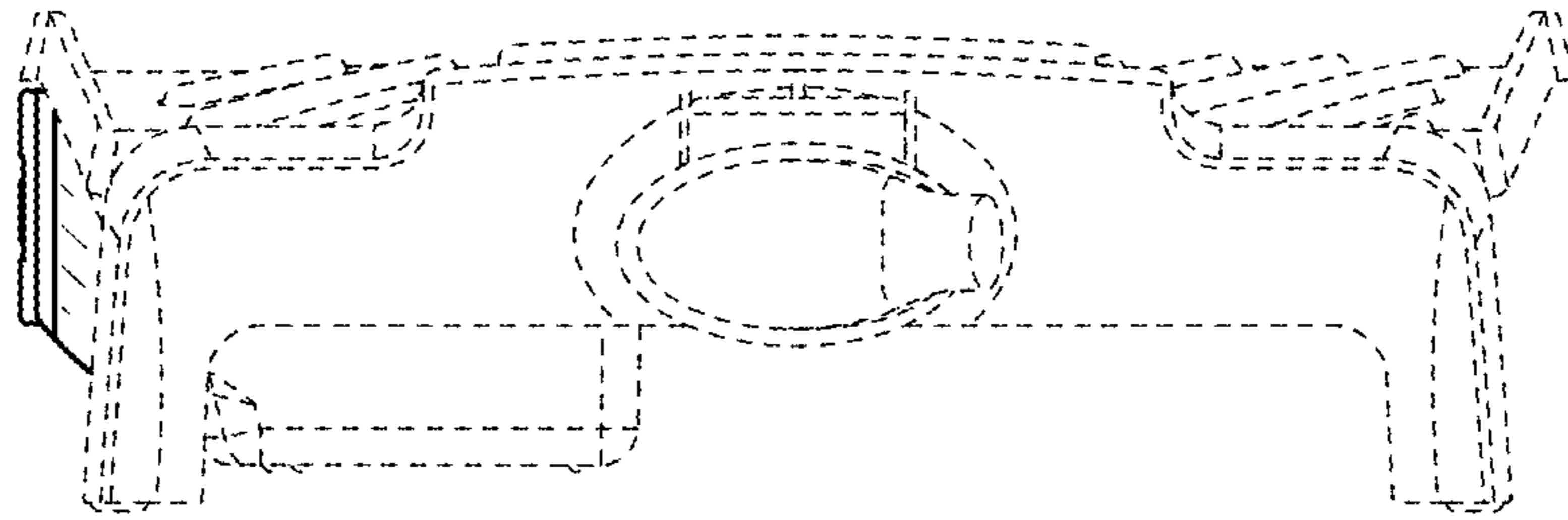


FIG. 4

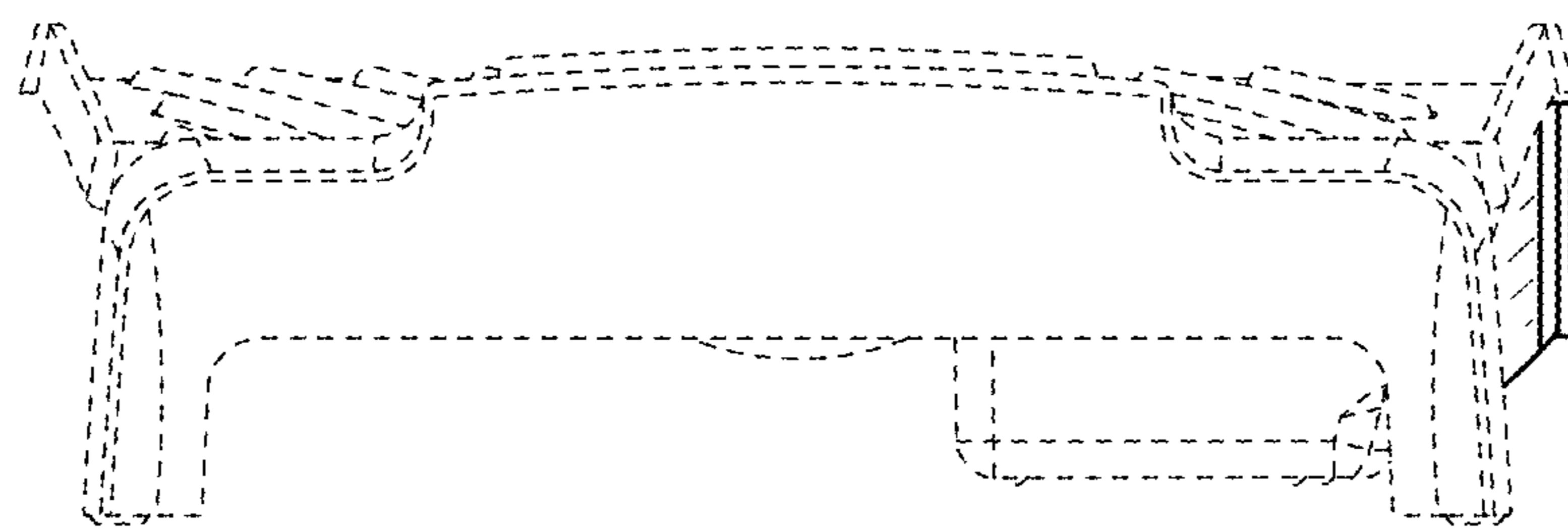


FIG. 5




FIG. 6

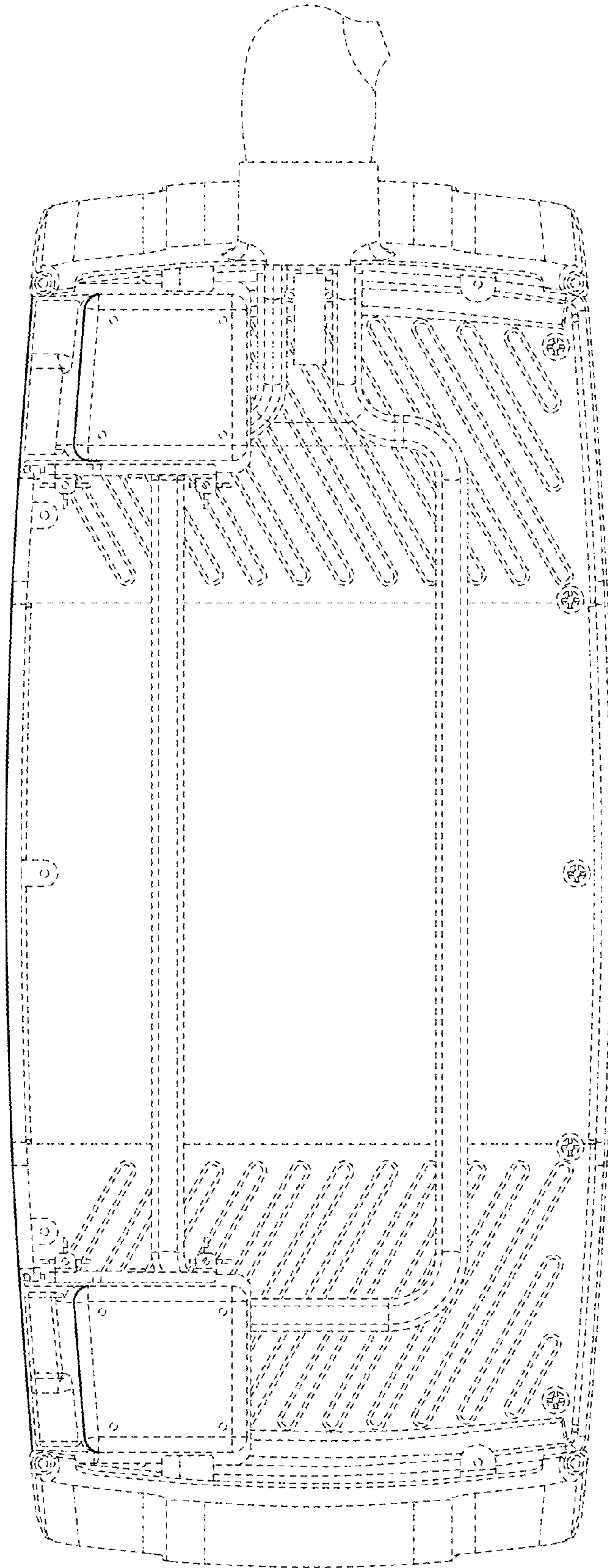


FIG. 7