



US00D760018S

(12) **United States Design Patent**  
**Koszylko**

(10) **Patent No.:** **US D760,018 S**  
(45) **Date of Patent:** **\*\* Jun. 28, 2016**

- (54) **GRIDDLE**
- (71) Applicant: **Spectrum Brands, Inc.**, Middleton, WI (US)
- (72) Inventor: **Darek J. Koszylko**, Dane, WI (US)
- (73) Assignee: **Spectrum Brands, Inc.**, Middleton, WI (US)
- (\*\*) Term: **14 Years**
- (21) Appl. No.: **29/519,564**
- (22) Filed: **Mar. 5, 2015**
- (51) **LOC (10) Cl.** ..... **07-02**
- (52) **U.S. Cl.**  
USPC ..... **D7/362; D7/352; D7/363; D7/409**
- (58) **Field of Classification Search**  
USPC ..... D7/323, 328–330, 337, 347, 352–364, D7/367, 402, 409–411  
CPC ..... A21B 5/023; A47J 27/60; A47J 27/62; A47J 37/04; A47J 37/06; A47J 37/067; A47J 37/0605; A47J 37/0611; A47J 37/0623; A47J 37/0629; A47J 37/0676; A47J 37/0709; A47J 2037/06; A47J 2037/0611; F24C 15/10; F24C 15/102; H05B 3/72; H05B 6/02; H05B 6/062  
See application file for complete search history.

- 6,064,042 A \* 5/2000 Glucksman ..... A47J 37/0676 219/452.13
- D429,946 S \* 8/2000 Lee ..... D7/362
- D431,152 S \* 9/2000 Lee ..... D7/362
- D432,852 S \* 10/2000 Mosher, II ..... D7/337
- D437,183 S \* 2/2001 Wong ..... D7/362
- D441,250 S \* 5/2001 Choi ..... D7/362
- D444,667 S \* 7/2001 Wong ..... D7/362
- 6,262,399 B1 \* 7/2001 Lau ..... A47J 37/0676 219/450.1
- D452,630 S \* 1/2002 Choi ..... D7/362
- D457,393 S \* 5/2002 Lewis ..... D7/402
- D473,419 S \* 4/2003 Garman ..... D7/363
- D484,737 S \* 1/2004 Bodum ..... D7/337
- D505,044 S \* 5/2005 Hei ..... D7/363
- D564,826 S \* 3/2008 Chin ..... D7/352
- D644,059 S \* 8/2011 Bodum ..... D7/362
- D685,605 S \* 7/2013 Xin ..... D7/352
- D696,897 S \* 1/2014 Kunz ..... D7/352
- D697,752 S \* 1/2014 De' Longhi ..... D7/352
- D730,679 S \* 6/2015 Wu ..... D7/362

\* cited by examiner

*Primary Examiner* — Ricky Pham  
(74) *Attorney, Agent, or Firm* — Banner & Witcoff, Ltd.

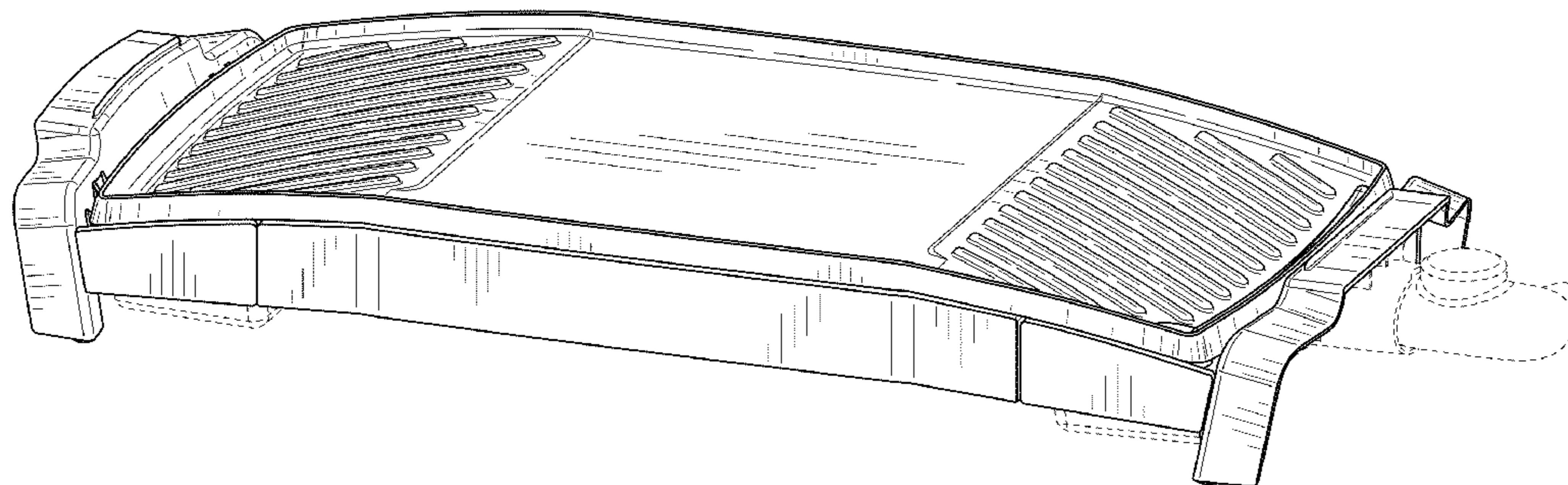
(57) **CLAIM**  
The ornamental design for a griddle, as shown and described.

**DESCRIPTION**

FIG. 1 is a front perspective view of a griddle showing my new design;  
FIG. 2 is a front view thereof;  
FIG. 3 is a rear view thereof;  
FIG. 4 is a right side view thereof;  
FIG. 5 is a left side view thereof;  
FIG. 6 is top view thereof; and,  
FIG. 7 is a bottom view thereof.  
The broken line showing of various elements of the griddle in FIGS. 1-7 are for environmental purposes only and form no part of the claimed design.

**1 Claim, 5 Drawing Sheets**

- (56) **References Cited**  
U.S. PATENT DOCUMENTS  
5,355,779 A \* 10/1994 O'Brien ..... H05B 3/72 99/446  
5,524,528 A \* 6/1996 Yeh ..... A47J 37/0709 219/459.1  
D377,134 S \* 1/1997 Des Touche ..... D7/362  
D380,342 S \* 7/1997 Edmonds ..... D7/363  
5,884,555 A \* 3/1999 Chang ..... A47J 37/067 99/400  
D416,167 S \* 11/1999 Barker ..... D7/363  
6,024,014 A \* 2/2000 Kasai ..... A47J 37/067 99/400



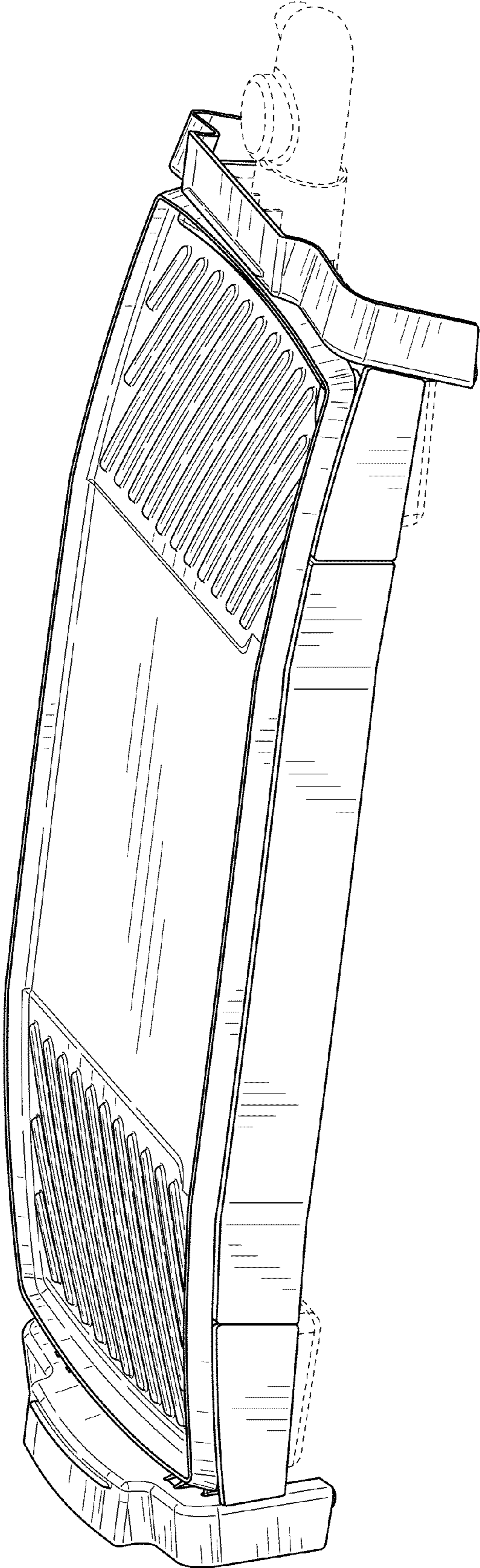


FIG. 1




FIG. 2

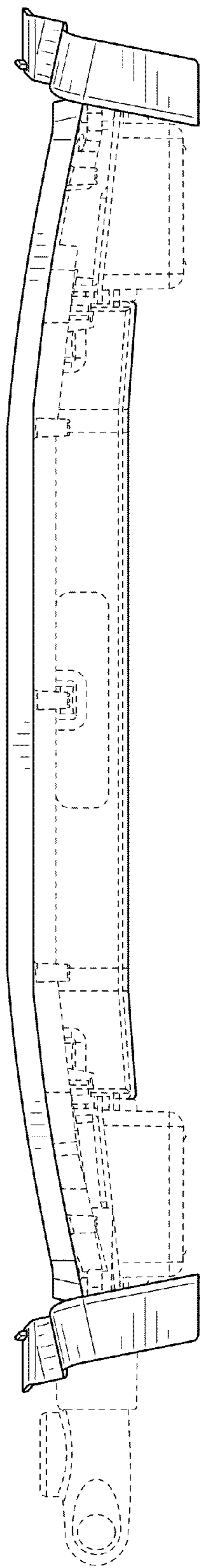


FIG. 3

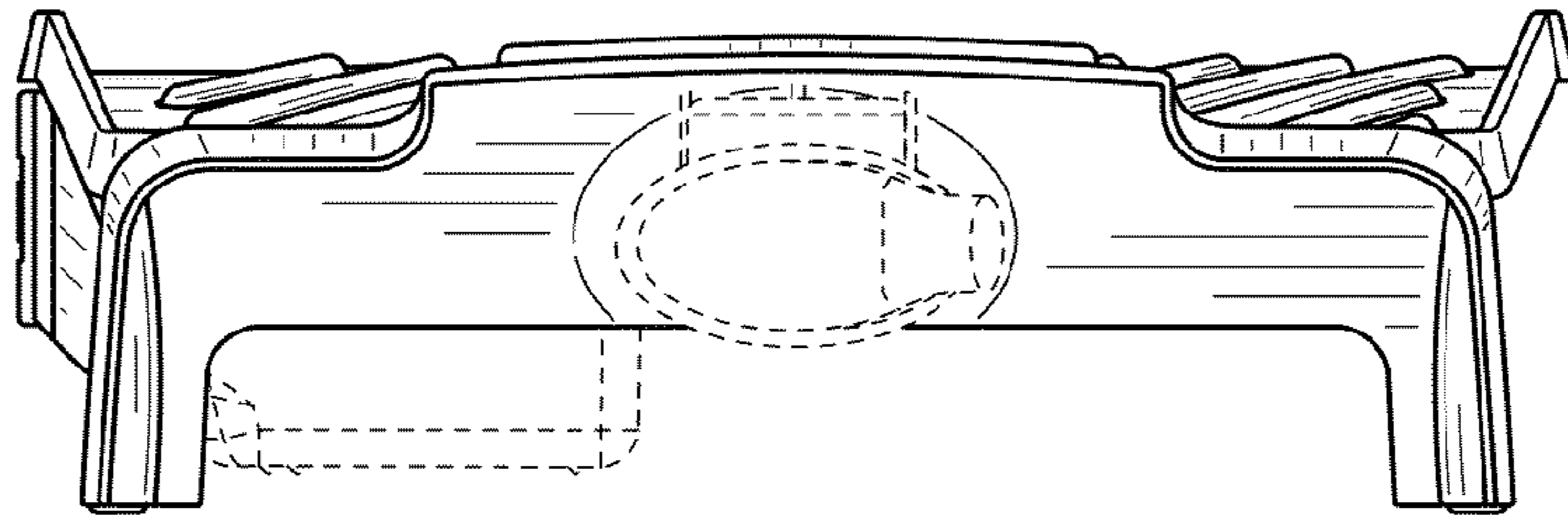


FIG. 4

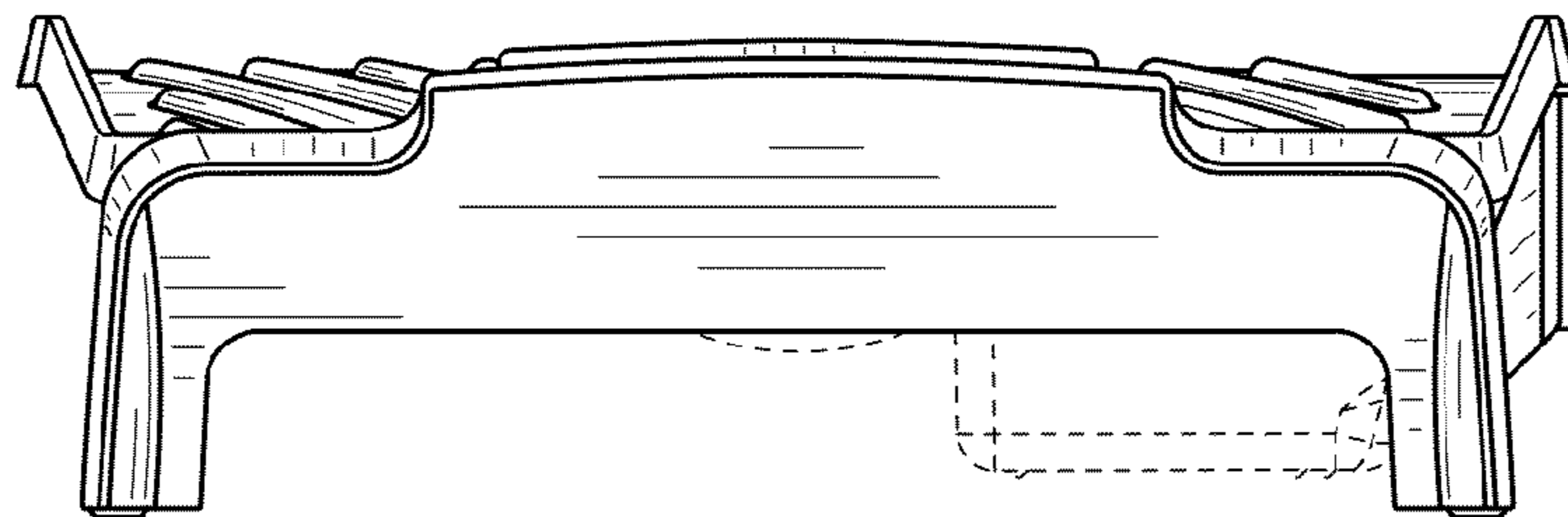


FIG. 5




FIG. 6

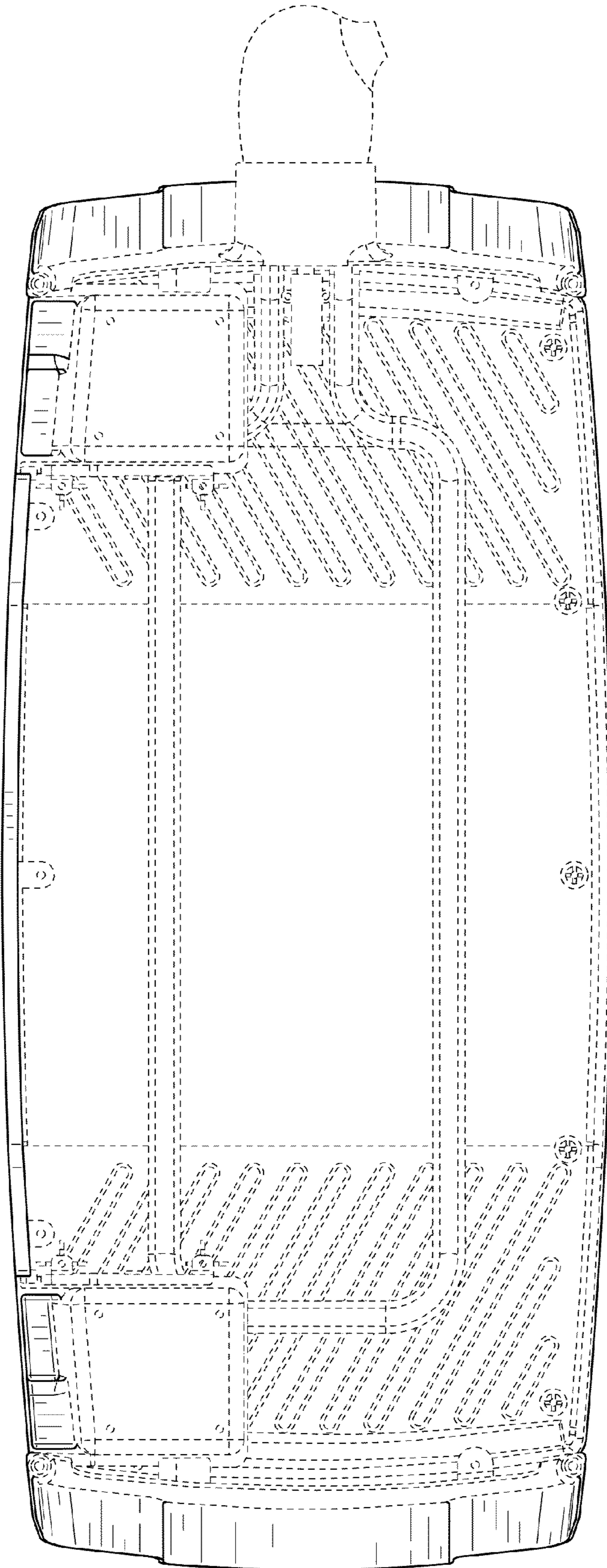


FIG. 7