



US00D75995S

(12) **United States Design Patent**
Miller et al.

(10) **Patent No.:** **US D759,995 S**
(45) **Date of Patent:** **** Jun. 28, 2016**

(54) **FILING CABINET**

(71) Applicant: **Poppin Inc.**, New York, NY (US)
(72) Inventors: **Jeffrey Frederick Miller**, New York, NY (US); **Matteo Bonacina**, Astoria, NY (US); **Won Sik Keum**, New York, NY (US)

(73) Assignee: **POPPIN, INC.**, New York, NY (US)

(**) Term: **14 Years**

(21) Appl. No.: **29/493,812**

(22) Filed: **Jun. 13, 2014**

(51) **LOC (10) Cl.** **06-04**

(52) **U.S. Cl.**
USPC **D6/668.2; D6/671.1**

(58) **Field of Classification Search**
USPC **D6/663, 671, 671.1, 671.2, 671.3, D6/671.4, 668.2; D3/297**
CPC **A47B 17/04; A47B 45/00; A47B 67/00; A47B 67/04; A47B 88/00; A47B 88/04; A47B 47/03; A47B 87/00**

See application file for complete search history.

(56) **References Cited**

U.S. PATENT DOCUMENTS

D328,824 S *	8/1992	Bellini	D6/671.1
D387,224 S *	12/1997	Dunlap, Jr.	D6/671.1
D514,846 S *	2/2006	McDiarmid	D6/671.1
D537,651 S *	3/2007	Seo	D6/671.1
D715,076 S *	10/2014	Duvigneau	D6/668.2

* cited by examiner

Primary Examiner — Mimosa De

(74) *Attorney, Agent, or Firm* — K&L Gates LLP


(57) **CLAIM**

The ornamental design for a filing cabinet, as shown and described.

DESCRIPTION

FIG. 1 is a front perspective view of a filing cabinet;
FIG. 2 is a front elevation view thereof;
FIG. 3 is a rear elevation view thereof;
FIG. 4 is a left side elevation view thereof;
FIG. 5 is a right side elevation view thereof;
FIG. 6 is a top plan view thereof; and,
FIG. 7 is a bottom plan view thereof.

1 Claim, 7 Drawing Sheets






FIG. 1

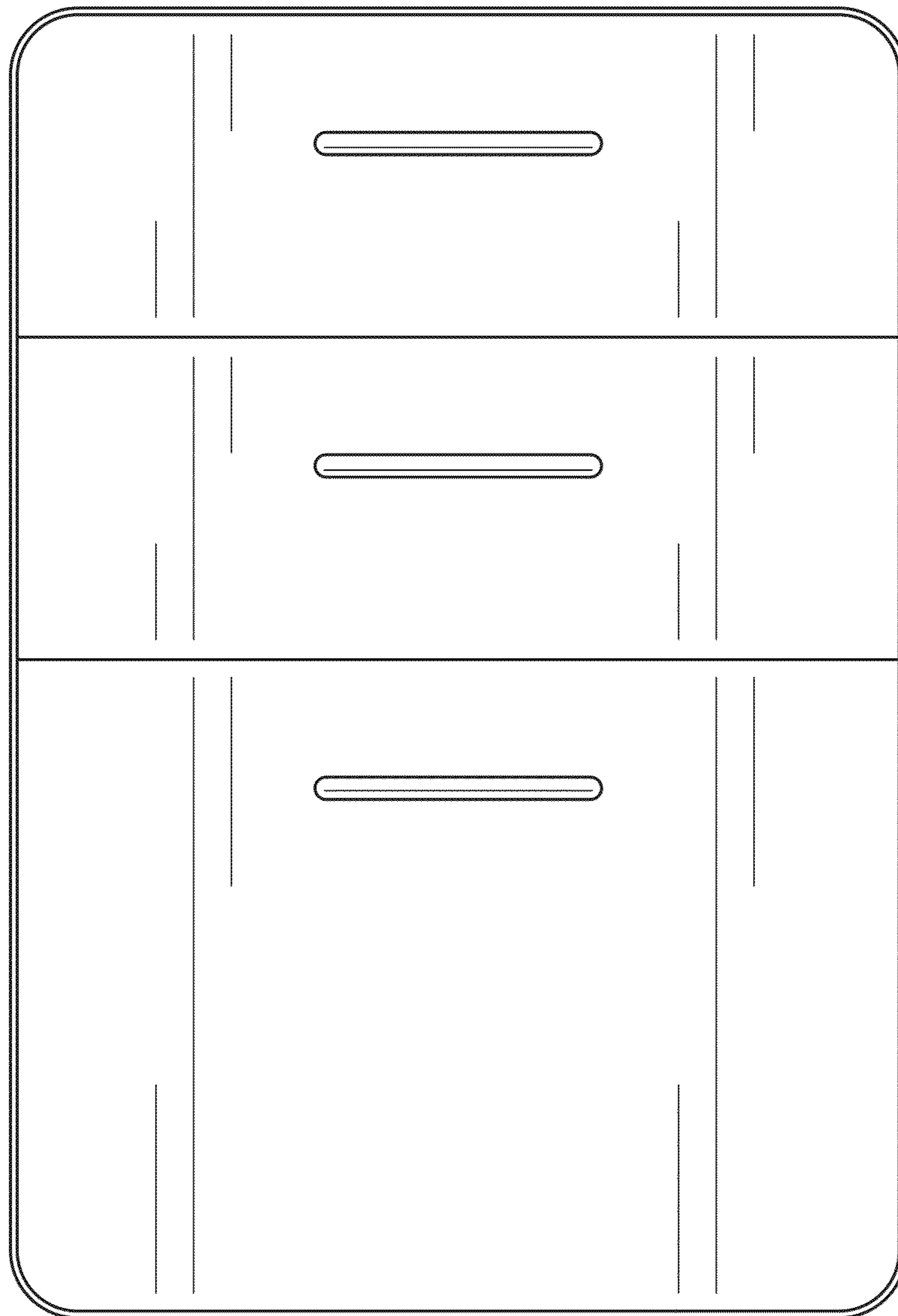


FIG. 2




FIG. 3




FIG. 4

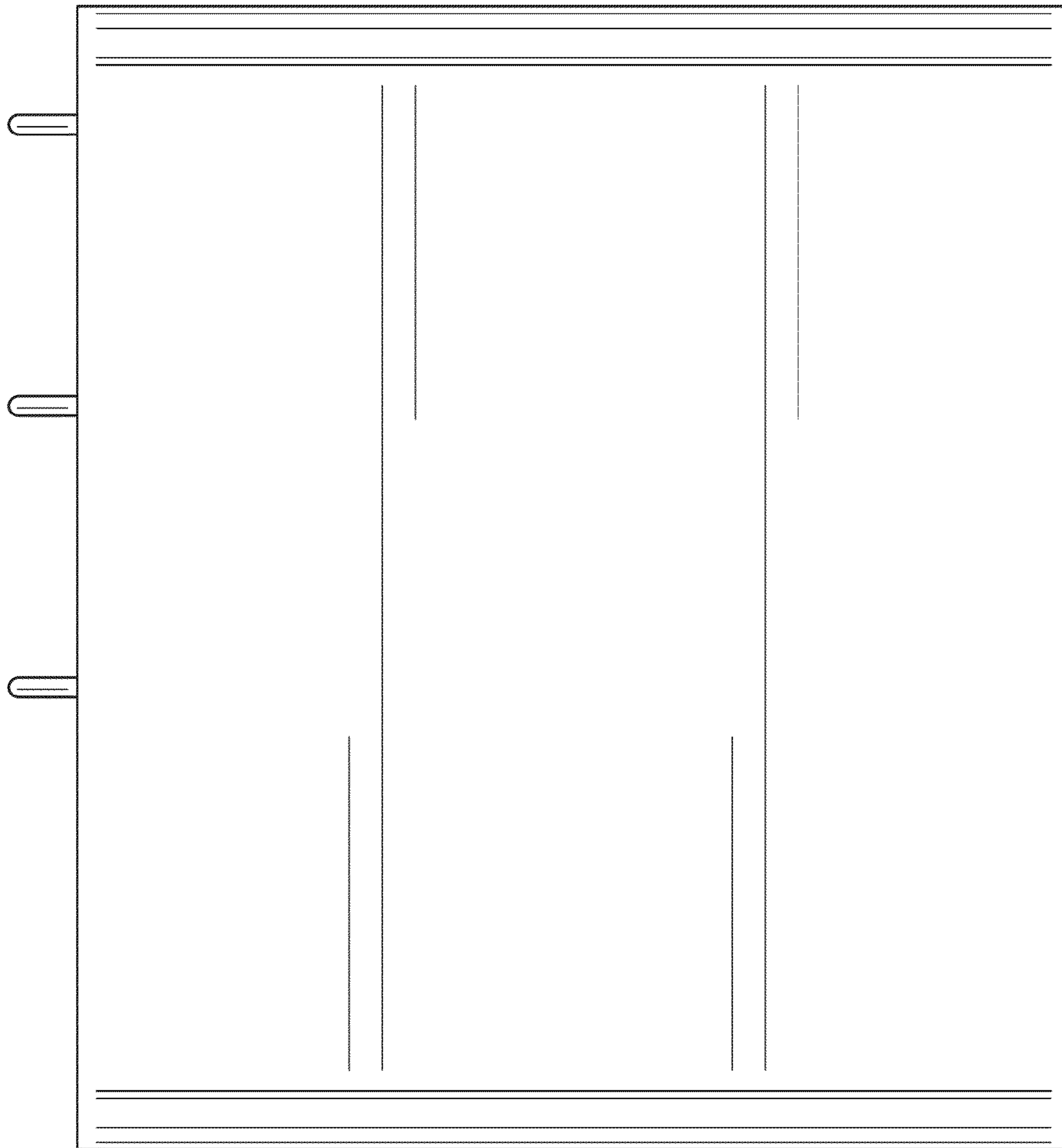


FIG. 5




FIG. 6




FIG. 7