



US00D75992S

(12) **United States Design Patent**
Dufresne

(10) **Patent No.:** **US D759,992 S**
(45) **Date of Patent:** **** Jun. 28, 2016**

(54) **WHEELCHAIR CUSHION**

(71) Applicant: **THE COMFORT COMPANIES, INC.**,
New Berlin, WI (US)

(72) Inventor: **Steven Dufresne**, Hartland, WI (US)

(73) Assignee: **The Comfort Companies, Inc.**,
Bozeman, MT (US)

(**) Term: **14 Years**

(21) Appl. No.: **29/501,519**

(22) Filed: **Sep. 4, 2014**

(51) **LOC (10) Cl.** **06-09**

(52) **U.S. Cl.**
USPC **D6/606**

(58) **Field of Classification Search**
USPC D6/595-601, 604-606; D21/803, 804,
D21/809; D24/183; D2/853, 891, 893, 895
CPC A47C 7/12; A47C 7/021; A47C 7/383;
A47C 7/425; A47C 7/428; A47C 7/546;
A47C 16/00; A47C 16/08; A47C 20/00;
A47C 20/02; A47C 20/021; A47C 20/026;
A47C 20/027; A47C 31/11; A47C 27/001;
A47C 27/003; A47C 27/081; A47C 1/146;
A47G 9/00; A47G 9/10; A47G 9/07; A47G
9/1027; A47G 9/1045; A47G 9/1054; A47G
9/1063; A47G 9/1072; A47G 9/1081; A47G
9/109; A47G 2009/1018; A47G 2009/1036;
D47D 13/00; D47D 13/08

See application file for complete search history.

(56) **References Cited**

U.S. PATENT DOCUMENTS

2,638,157 A * 5/1953 Cook A47C 27/003
112/423
D534,711 S * 1/2007 Kim D2/893
D628,423 S * 12/2010 Kratzer D6/601
D691,764 S * 10/2013 Sieczkowski D26/120
D738,645 S * 9/2015 Goetsch D6/601

* cited by examiner

Primary Examiner — Mary Ann Calabrese

(74) *Attorney, Agent, or Firm* — Michael Best & Friedrich
LLP

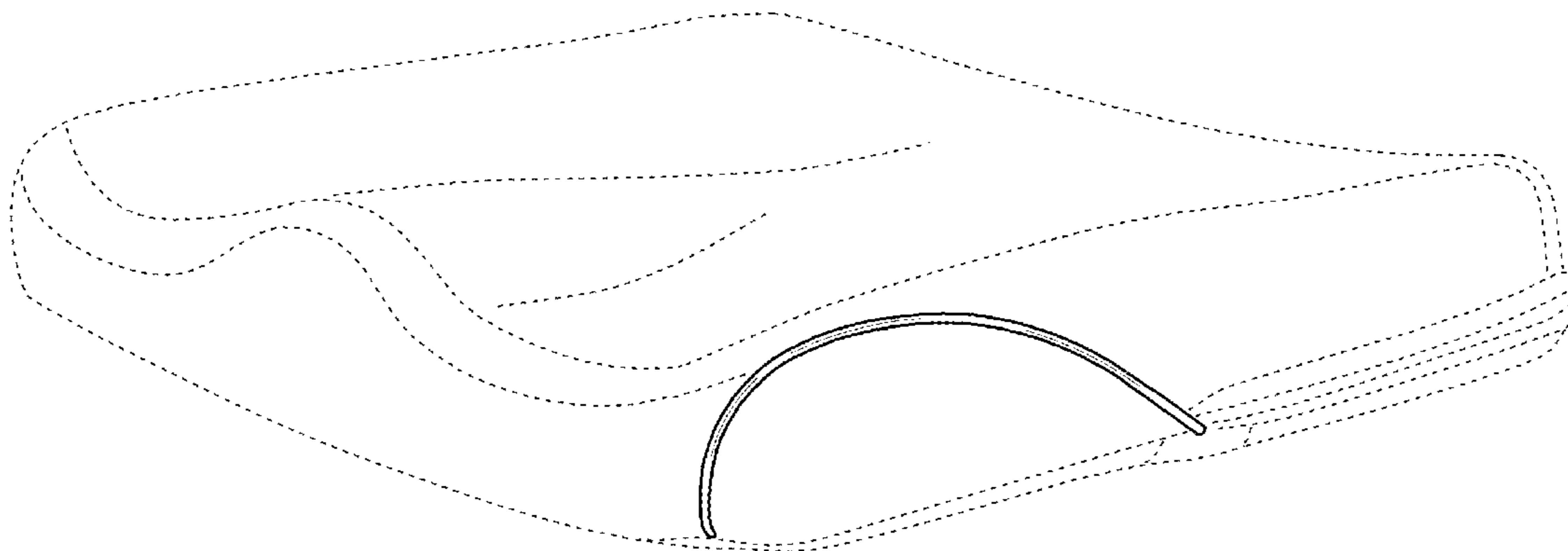
(57) **CLAIM**

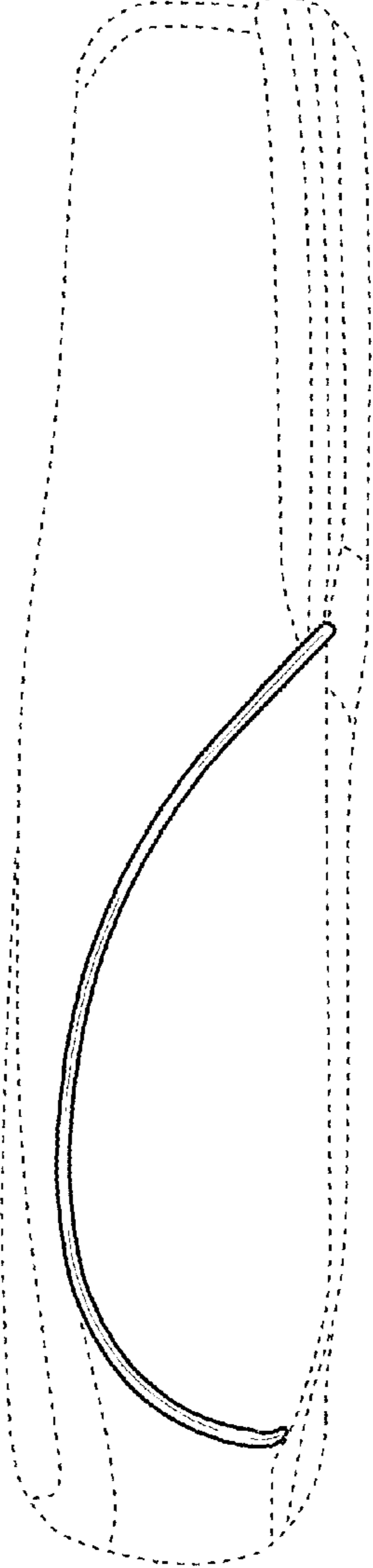
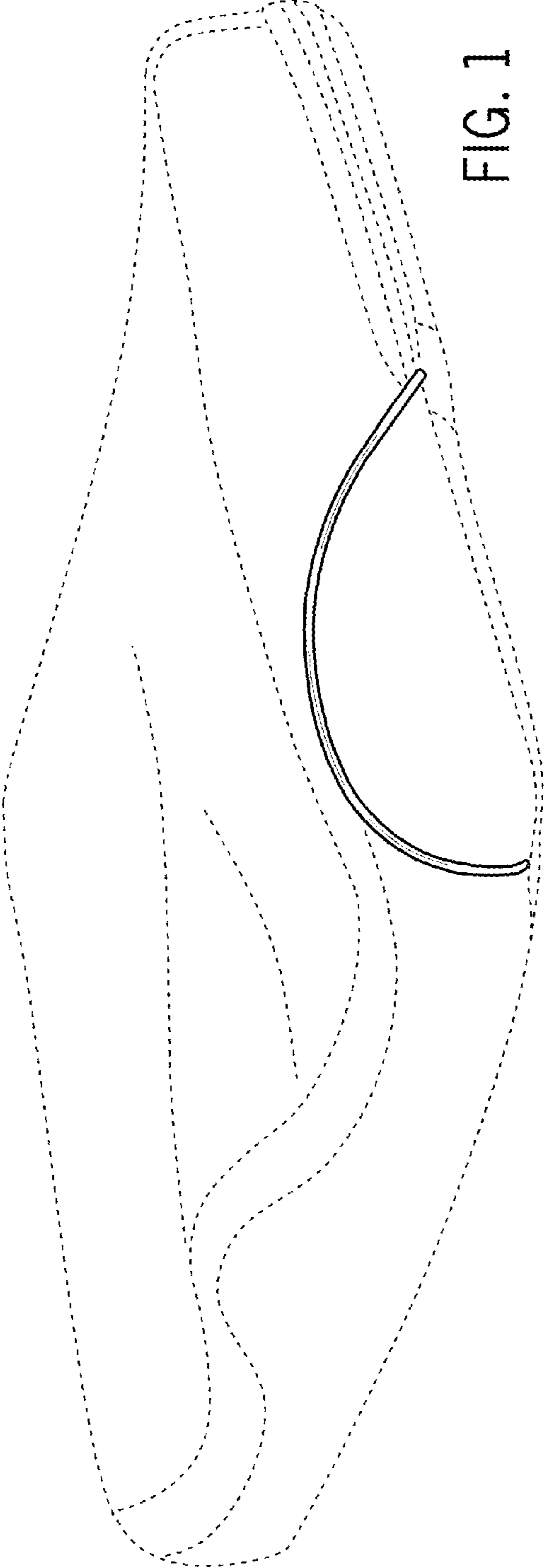
The ornamental design for a wheelchair cushion, as shown
and described.

DESCRIPTION

FIG. 1 is a back and side perspective view of the wheelchair
cushion of the new design;
FIG. 2 is a side elevational view of the wheelchair cushion of
the new design;
FIG. 3 is a top elevational view of the wheelchair cushion of
the new design;
FIG. 4 is a front and side perspective view of an alternate
embodiment of the wheelchair cushion of the new design;
FIG. 5 is a side elevational view of the wheelchair cushion of
the new design; and,
FIG. 6 is a top elevational view of the wheelchair cushion of
the new design.
The broken lines shown in the drawings illustrative environ-
ment and form no part of the claimed design.

1 Claim, 4 Drawing Sheets








FIG. 3

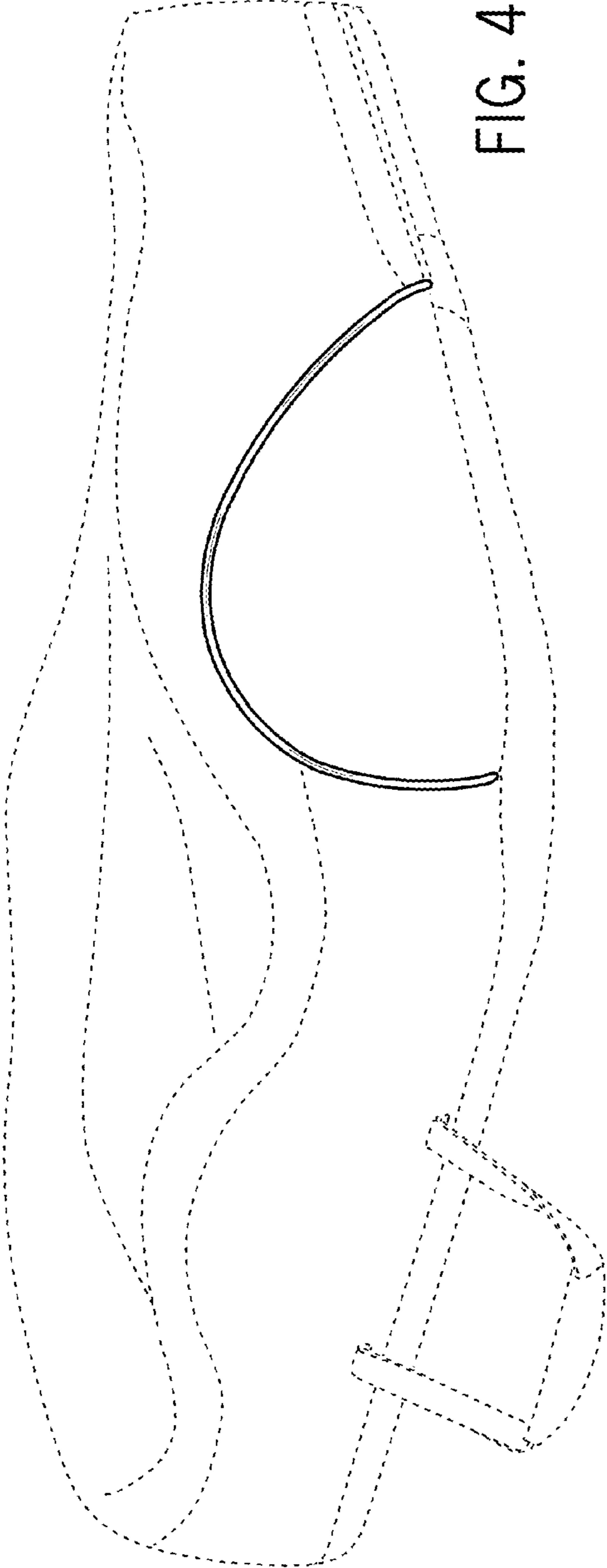


FIG. 4

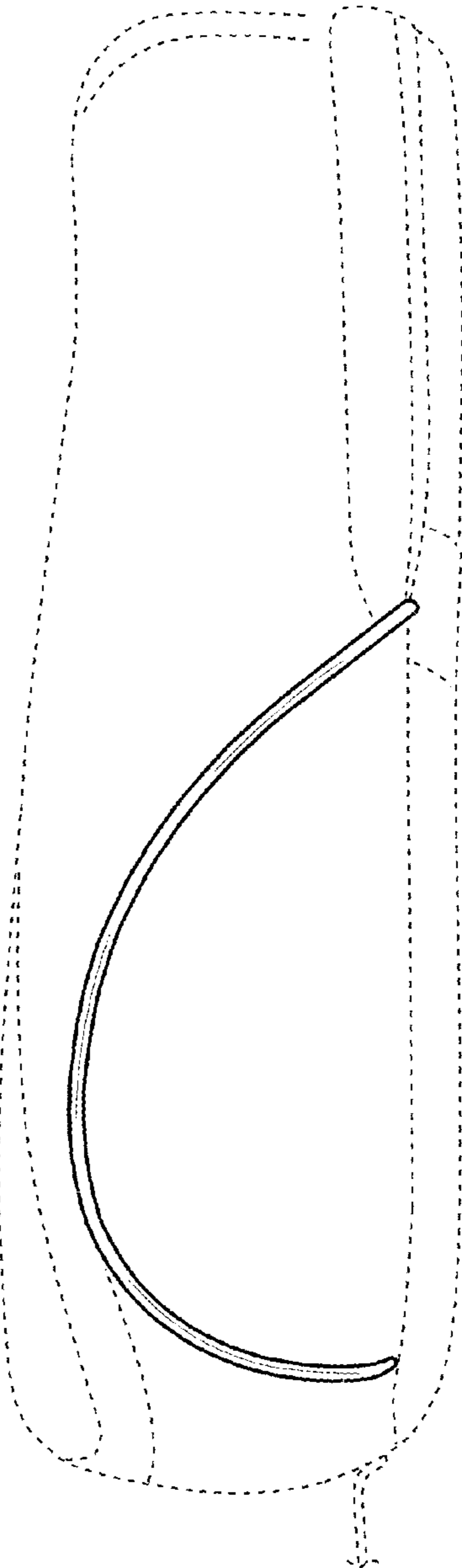


FIG. 5



FIG. 6