

US00D759969S

(12) **United States Design Patent**  
**Lynch**

(10) **Patent No.:** **US D759,969 S**  
(45) **Date of Patent:** **\*\* Jun. 28, 2016**

- (54) **TENNIS BALL HOLDER FOR USE WITH DOG COLLAR**
- (71) Applicant: **Marirose Charlene Lynch**, Eastham, MA (US)
- (72) Inventor: **Marirose Charlene Lynch**, Eastham, MA (US)
- (\*\*) Term: **14 Years**
- (21) Appl. No.: **29/523,562**
- (22) Filed: **Apr. 10, 2015**
- (51) **LOC (10) Cl.** ..... **03-01**
- (52) **U.S. Cl.**  
USPC ..... **D3/257; D30/152**
- (58) **Field of Classification Search**  
USPC ..... D3/254, 257, 234; D21/796; D30/152  
CPC .. A63B 39/025; A63B 47/00; A63B 2208/14; A01K 27/008  
See application file for complete search history.

- 5,775,559 A \* 7/1998 Mechanic ..... B62J 9/003 224/421
- D442,714 S \* 5/2001 Warden ..... D26/38
- D505,232 S \* 5/2005 Jones ..... D30/152
- D707,898 S \* 6/2014 Ma ..... D30/152
- D711,644 S \* 8/2014 Leach ..... D3/257
- D731,728 S \* 6/2015 Evans ..... D32/55

\* cited by examiner

*Primary Examiner* — Mitchell Siegel  
(74) *Attorney, Agent, or Firm* — CUSPA Technology Law Associates; Yi Li

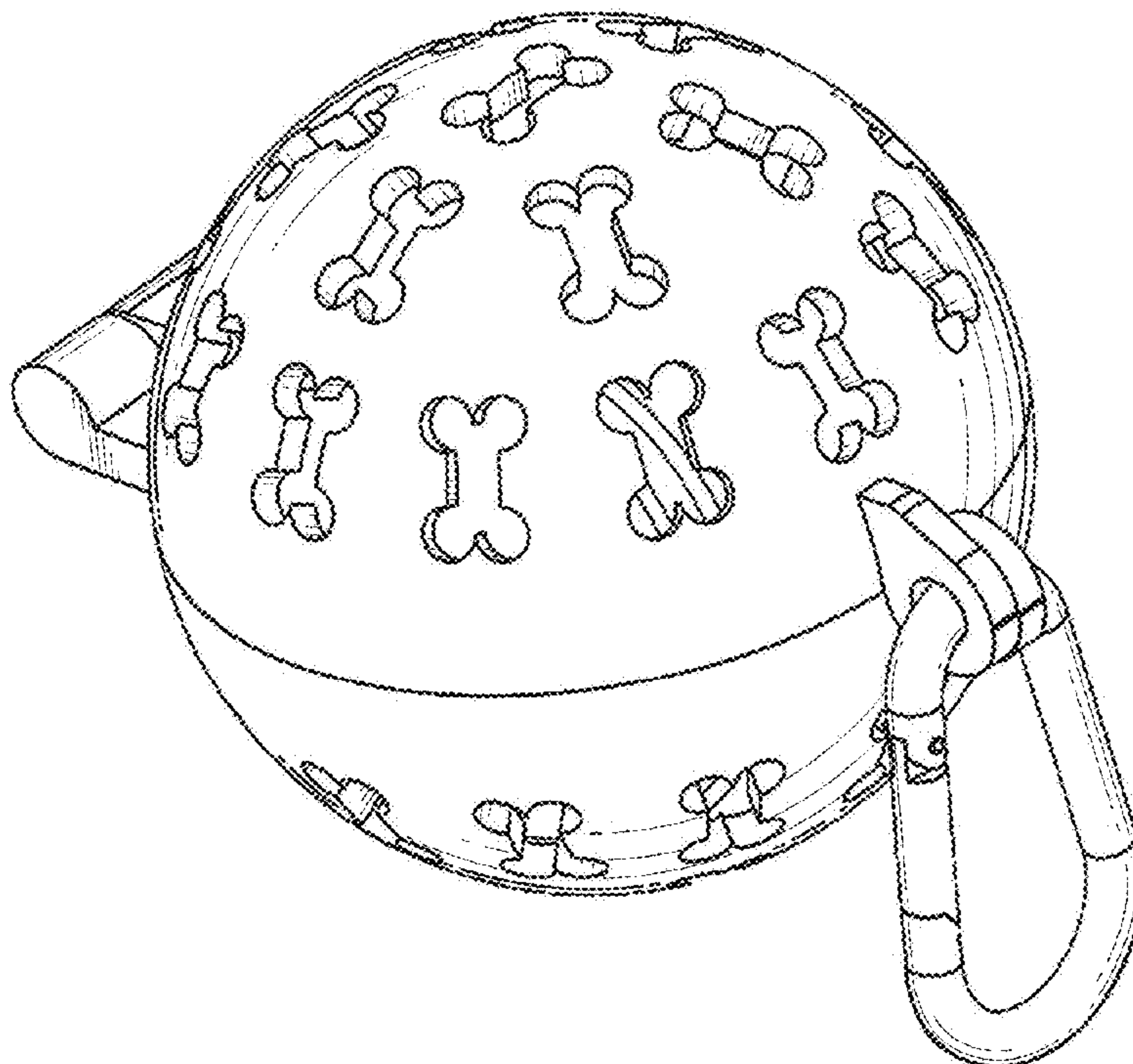
(57) **CLAIM**  
The ornamental design for a tennis ball holder for use with dog collar, as shown and described.

**DESCRIPTION**

FIG. 1 is a perspective view of the tennis ball holder for use with dog collar;  
FIG. 2 is a front elevational view thereof;  
FIG. 3 is a reduced perspective view shown in an open position;  
FIG. 4 is a perspective of a second embodiment of the tennis ball holder for use with dog collar; and,  
FIG. 5 is a top plan view of FIG. 4.

**1 Claim, 5 Drawing Sheets**

- (56) **References Cited**  
U.S. PATENT DOCUMENTS  
1,861,948 A \* 6/1932 Barkdoll ..... A63B 39/025 206/315.9  
4,061,256 A \* 12/1977 Beer ..... A45C 11/00 2/170  
D373,472 S \* 9/1996 Eaton ..... D3/234



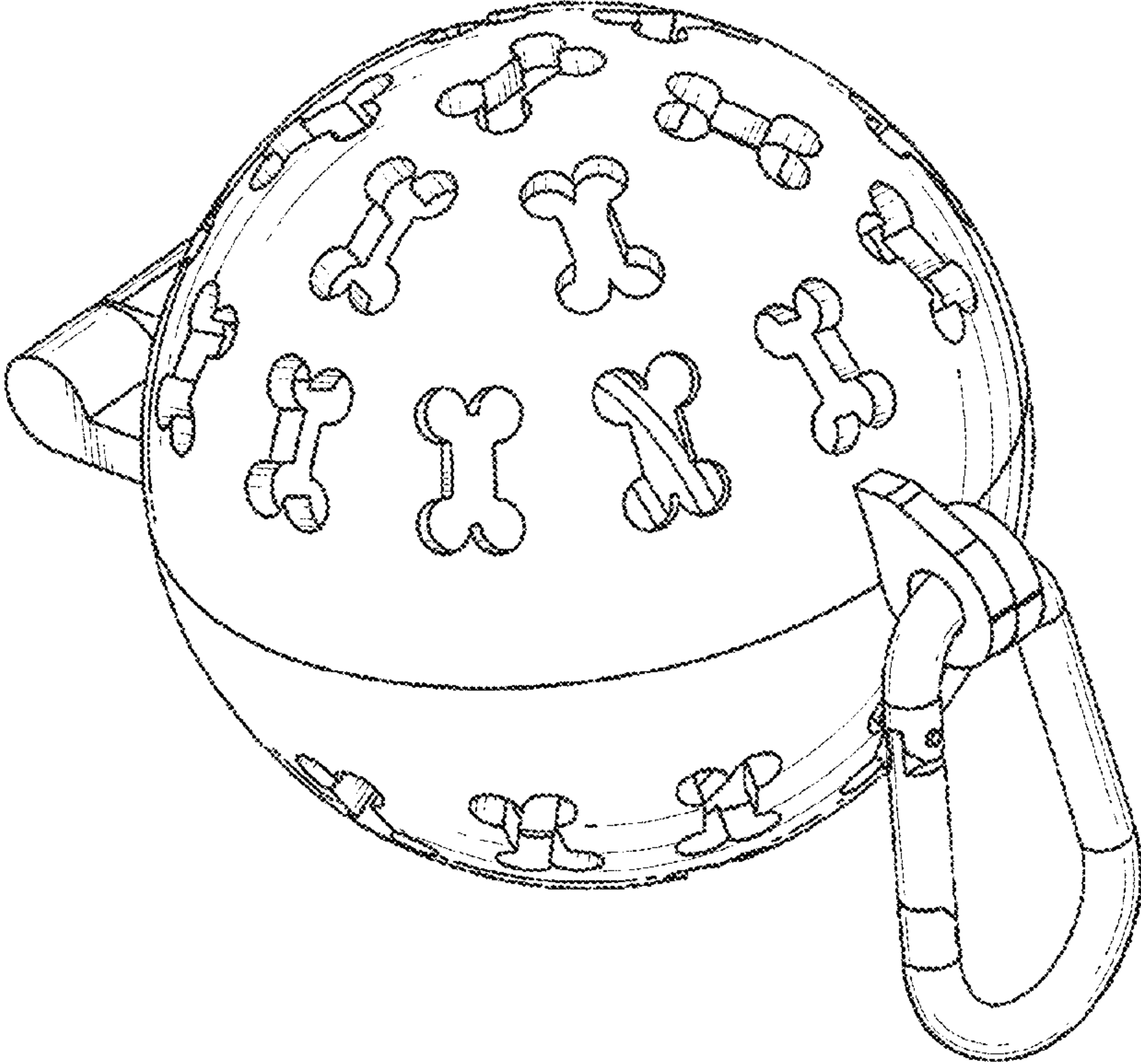


FIG. 1

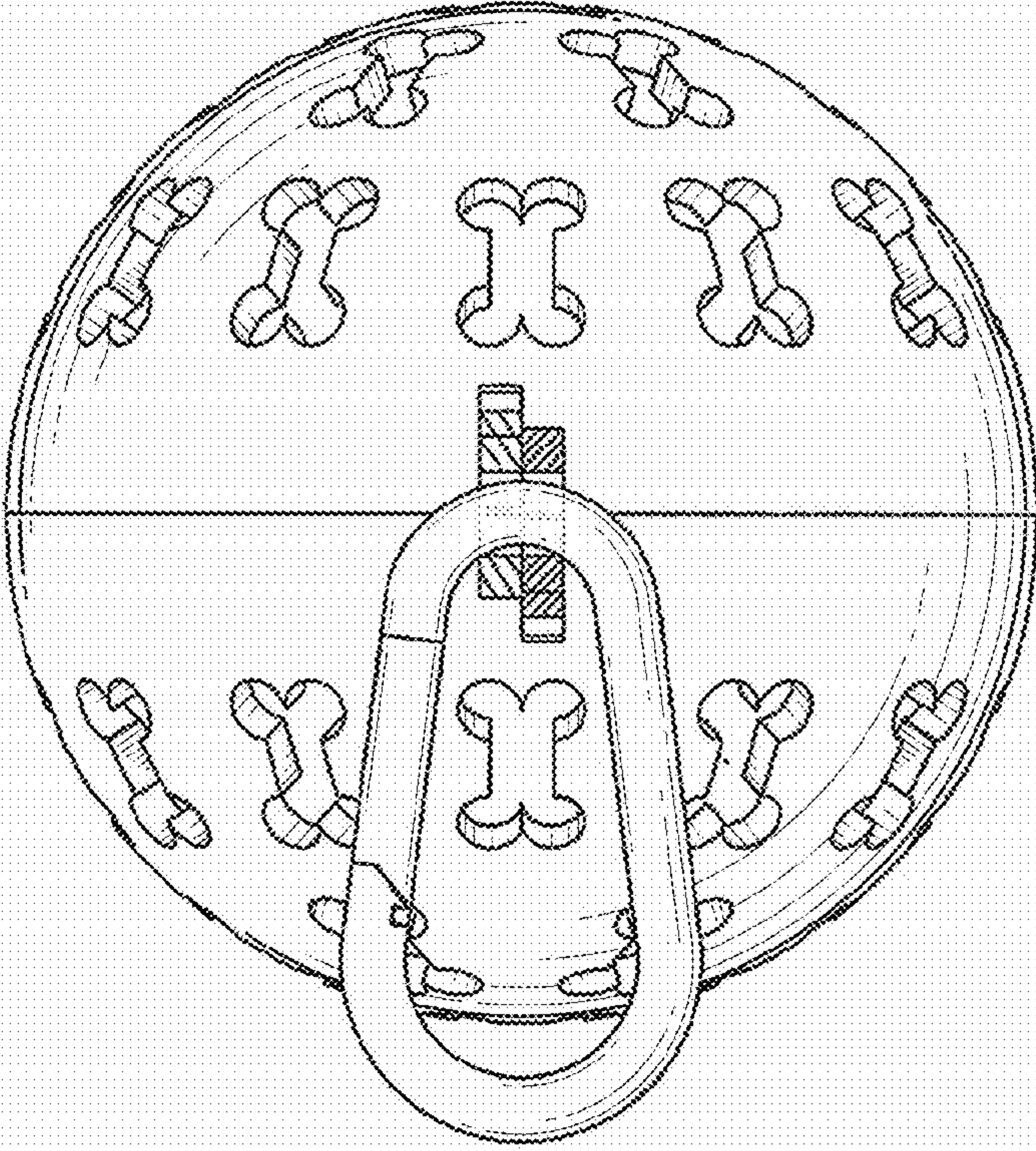


FIG. 2



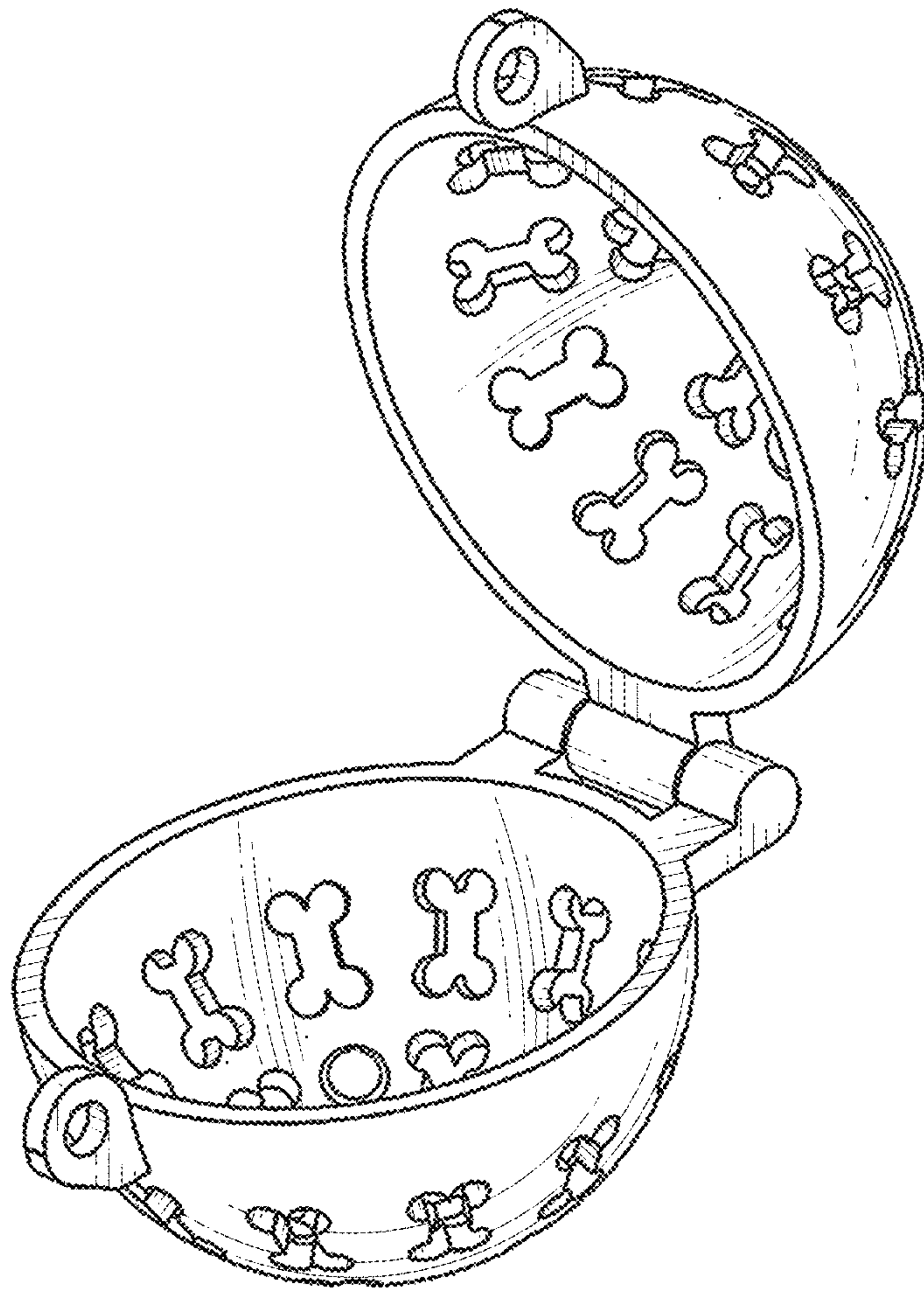


FIG. 3

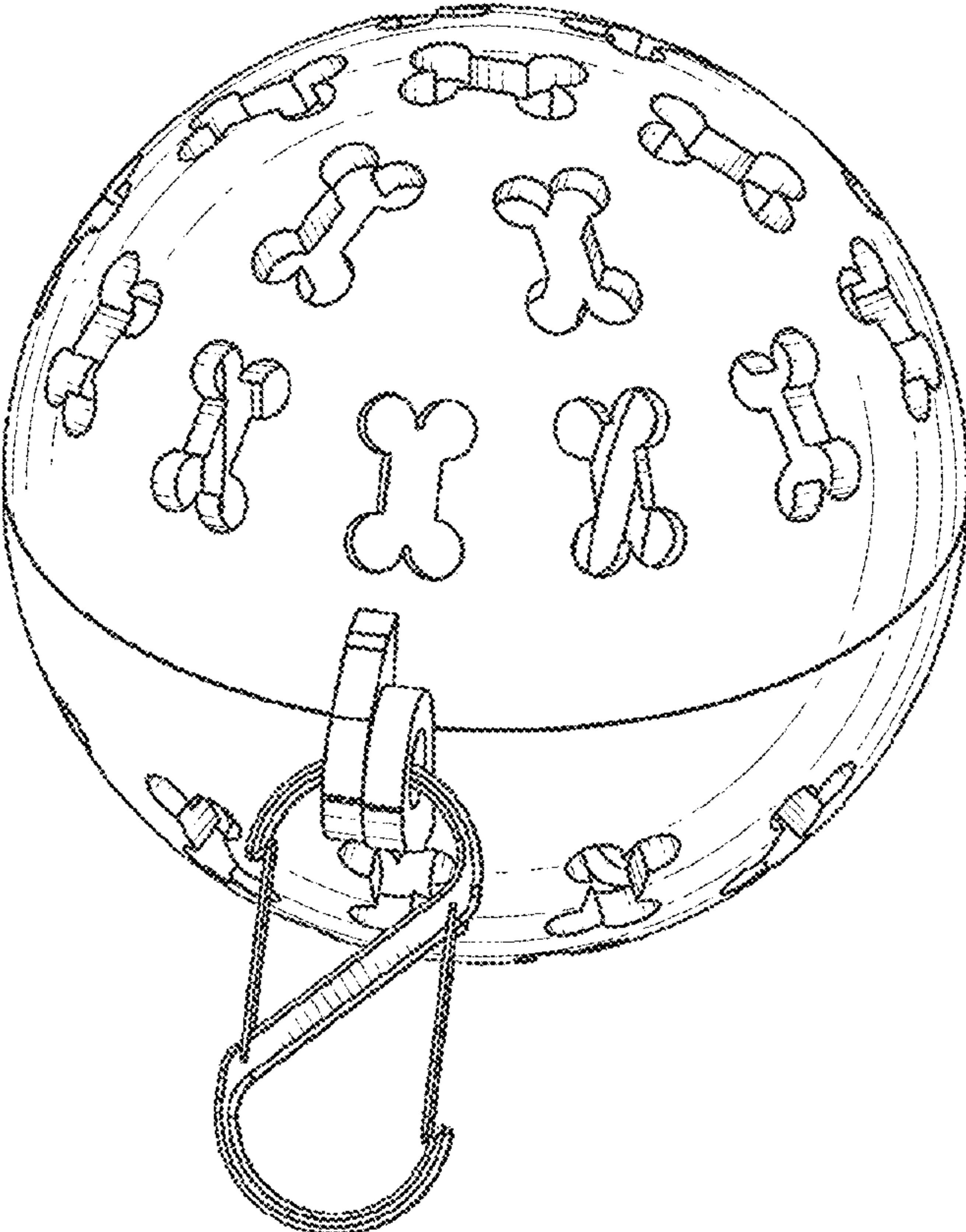


FIG. 4




FIG. 5