



US00D759950S

(12) **United States Design Patent**
LaRusso

(10) **Patent No.:** **US D759,950 S**
(45) **Date of Patent:** **** Jun. 28, 2016**

(54) **FOOTWEAR**

(71) Applicant: **J. Choo Limited**, London (GB)

(72) Inventor: **Nicholas LaRusso**, London (GB)

(73) Assignee: **J. Choo Limited**, London (GB)

(**) Term: **14 Years**

(21) Appl. No.: **29/509,423**

(22) Filed: **Nov. 17, 2014**

(51) **LOC (10) CL.** **02-04**

(52) **U.S. CL.**

USPC **D2/929**; D2/930

(58) **Field of Classification Search**

USPC D2/896, 900, 919–921, 925, 939, 947,
D2/950, 969, 971; 36/1, 83, 8.1–8.3, 9 R,
36/45–58, 104, 108, 76 R

CPC A43B 21/00; A43B 21/02; A43B 21/06;
A43B 9/14; A43B 1/0045; A43B 13/10;
A43B 13/12; A43B 23/06; A43B 23/07;
A43B 1/0036

See application file for complete search history.

(56) **References Cited**

U.S. PATENT DOCUMENTS

D86,924 S *	5/1932	Miller	D2/939
D89,052 S *	1/1933	Miller	D2/935
D89,955 S *	5/1933	Grossman	D2/941
D89,959 S *	5/1933	Grossman	D2/933
D92,150 S *	5/1934	Miller	D2/937
D95,736 S *	5/1935	Fishman	D2/929
D97,769 S *	12/1935	Goldberg	D2/931
D97,933 S *	12/1935	Gustin	D2/930
D98,063 S *	1/1936	Goldberg	D2/938

D98,311 S *	1/1936	Goldman	D2/940
D98,312 S *	1/1936	Goldman	D2/940
D98,569 S *	2/1936	Atkins	D2/938
D102,756 S *	1/1937	Leone	D2/931
D103,181 S *	2/1937	McCain	D2/931
D103,589 S *	3/1937	Perugia	D2/931

(Continued)

Primary Examiner — Dominic Simone

(74) *Attorney, Agent, or Firm* — Lawrence E. Apolzon, Esq.;
Fross Zelnick Lehrman & Zissu, P.C.

(57) **CLAIM**

The ornamental design for footwear, as shown and described.

DESCRIPTION

FIG. 1 is a front perspective view of a shoe showing my footwear design;

FIG. 2 is a front view of the footwear shown in FIG. 1;

FIG. 3 is a back view of the footwear shown in FIG. 1;

FIG. 4 is a left side view of the footwear shown in FIG. 1;

FIG. 5 is a right side view of the footwear shown in FIG. 1;

FIG. 6 is a top view of the footwear shown in FIG. 1;

FIG. 7 is a front perspective view of an alternative embodiment of the footwear design shown in FIG. 1, including a portion of fabric at the edges of the unclaimed areas;

FIG. 8 is a front view of the footwear shown in FIG. 7;

FIG. 9 is a back view of the footwear shown in FIG. 7;

FIG. 10 is a left side view of the footwear shown in FIG. 7;

FIG. 11 is a right side view of the footwear shown in FIG. 7; and,

FIG. 12 is a top view of the footwear shown in FIG. 7.

The shadows and reflections shown in the drawings form no part of the claimed design.

The broken lines depicting portions of the footwear show unclaimed subject matter for the design.

1 Claim, 12 Drawing Sheets



(56)

References Cited

U.S. PATENT DOCUMENTS

D106,935 S 11/1937 Sholtz
D107,857 S * 1/1938 Ferragamo D2/928
D108,619 S 3/1938 Ferragamo
D526,117 S 8/2006 Choi
D550,944 S * 9/2007 Choi D2/971

D550,945 S * 9/2007 Choi D2/971
D554,844 S * 11/2007 Choi D2/971
D558,969 S * 1/2008 Guers-Neyraud D2/971
D582,656 S * 12/2008 Lawler D2/971
D647,292 S * 10/2011 Guers-Neyraud D2/970
D701,684 S * 4/2014 Guers-Neyraud D2/971
D735,451 S * 8/2015 Guers-Neyraud D2/930
D736,505 S * 8/2015 LaRusso D2/930

* cited by examiner



FIG. 1




FIG. 2

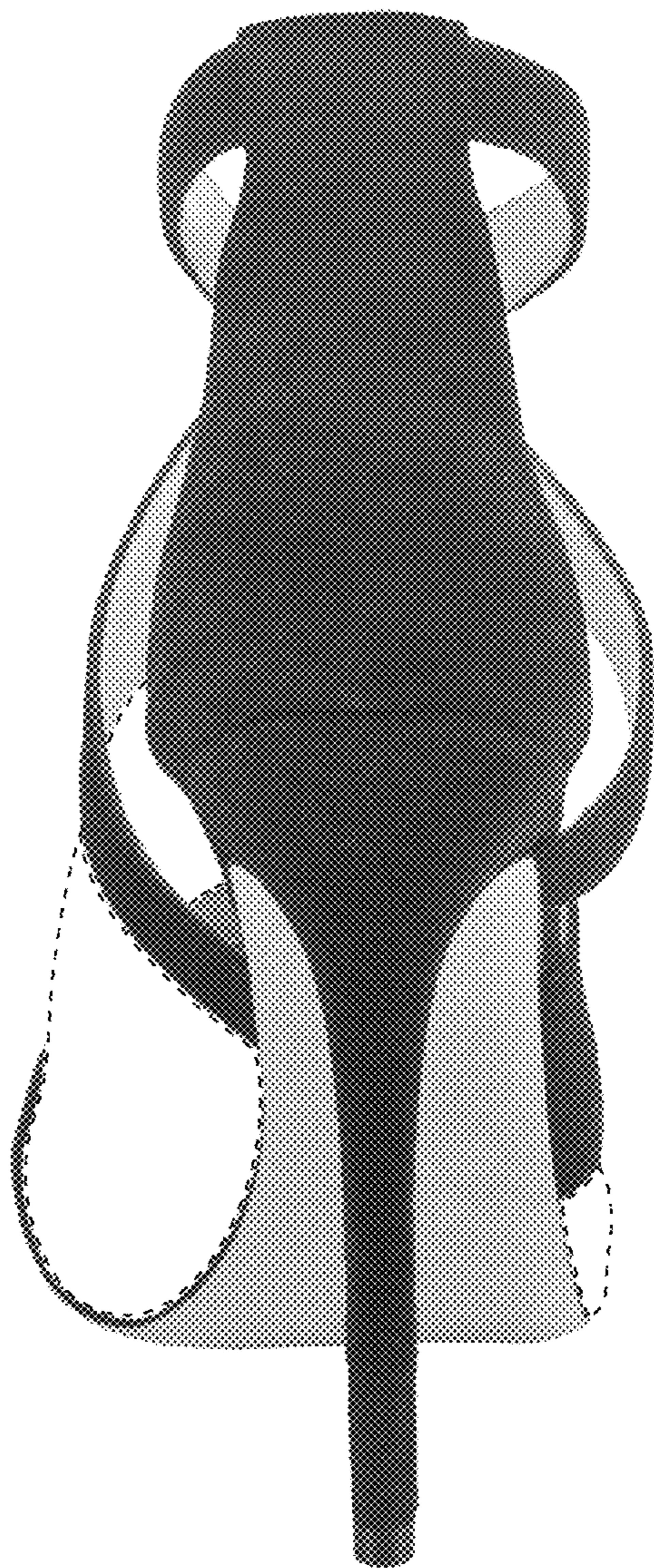


FIG. 3



FIG. 4



FIG. 5

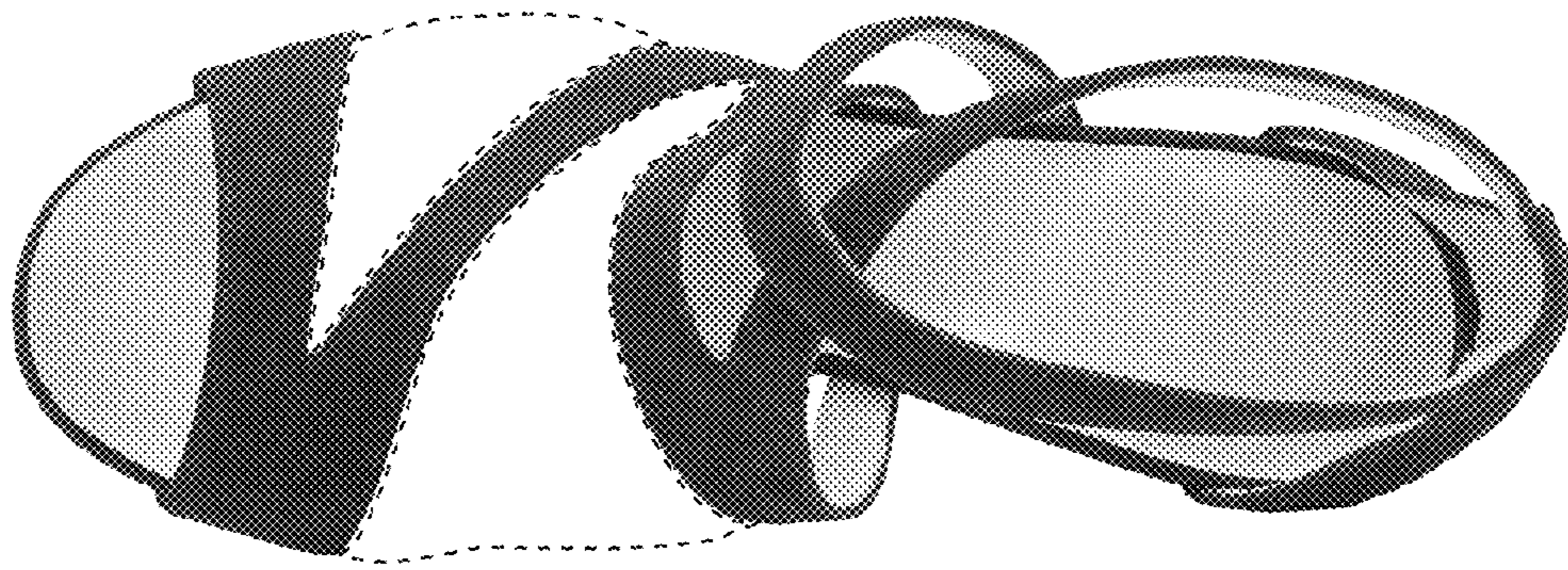


FIG. 6



FIG. 7



FIG. 8

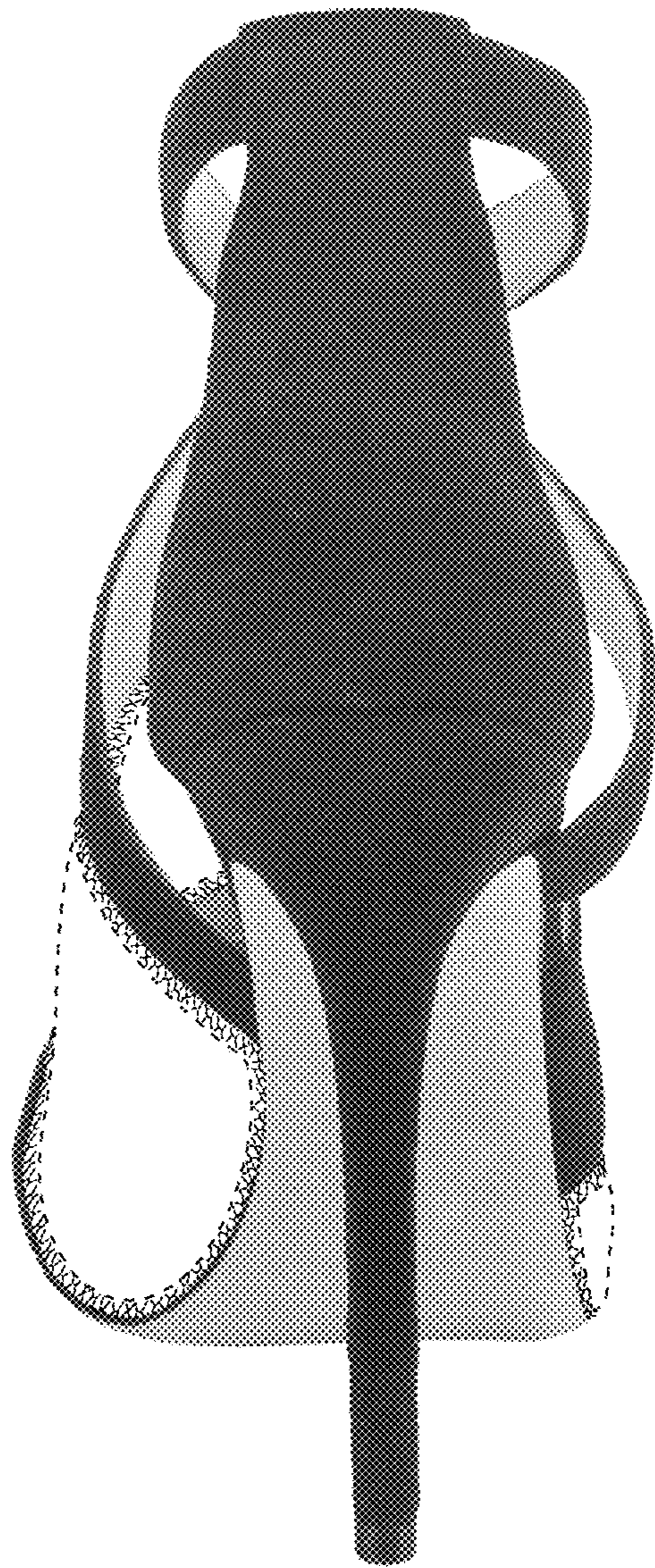


FIG. 9



FIG. 10



FIG. 11

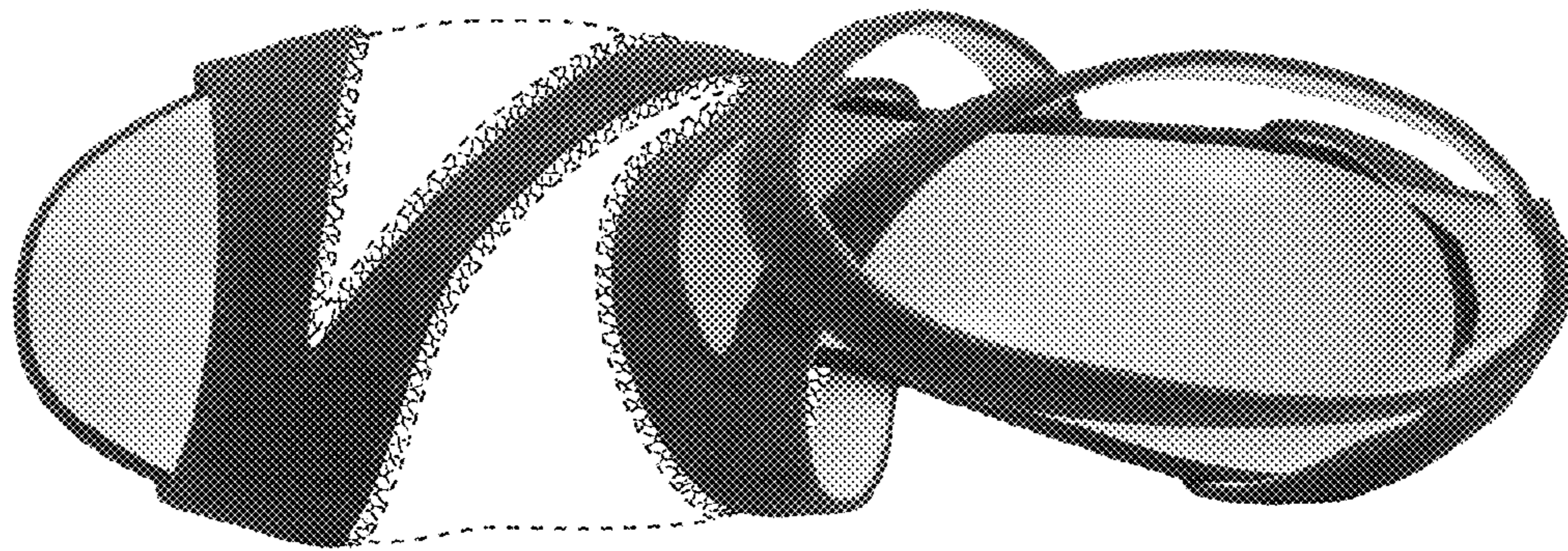


FIG. 12