



US00D759947S

(12) **United States Design Patent**  
**Yurevich**

(10) **Patent No.:** **US D759,947 S**  
(45) **Date of Patent:** **\*\* Jun. 28, 2016**

(54) **HAT WITH POCKETS FOR RECEIVING EYEGLASSES STEMS**

D678,663 S \* 3/2013 Gill ..... D2/882  
D686,396 S \* 7/2013 Rebitzer ..... D2/889

(Continued)

(71) Applicant: **William V Yurevich**, Lawrenceville, GA (US)

*Primary Examiner* — Karen E. Eldridge Powers

*Assistant Examiner* — Kimberly Barnes

(72) Inventor: **William V Yurevich**, Lawrenceville, GA (US)

(74) *Attorney, Agent, or Firm* — Smith Tempel Blaha LLC; Gregory Scott Smith

(\*\*) Term: **14 Years**

(57) **CLAIM**

The ornamental design for a hat with pockets for receiving eyeglasses stems, as shown and described.

(21) Appl. No.: **29/493,005**

**DESCRIPTION**

(22) Filed: **Jun. 4, 2014**

(51) **LOC (10) Cl.** ..... **02-03**

(52) **U.S. Cl.**

USPC ..... **D2/891**

(58) **Field of Classification Search**

USPC ..... D2/865-895; 2/171, 181, 183, 209.12, 2/209.13, 195.1, 195.2, 195.3, 195.6, 10, 2/422, 425

CPC ..... A42B 1/248; A42B 1/24; A42B 1/00; A42B 1/004; A42B 1/244; A42B 1/245; A42B 1/006; A42B 1/04; A42B 1/062; A42B 1/063; A42B 1/064; A42B 1/22

See application file for complete search history.

FIG. 1 is a first side elevation view of the ornamental design of the hat with pockets for receiving eyeglasses stems with the opposing side being a mirrored image;

FIG. 2 is top plan view of the hat with pockets for receiving eyeglasses stems of FIG. 1;

FIG. 3 is a front elevation view of the hat with pockets for receiving eyeglasses stems of FIG. 1;

FIG. 4 is perspective view of the hat with pockets for receiving eyeglasses stems of FIG. 1;

FIG. 5 is a front elevation view of the hat with pockets for receiving eyeglasses stems of FIG. 1 shown without glasses installed;

FIG. 6 is a cross-sectional view taken at line 6-6 of FIG. 5 and showing an interior view of the hat with pockets for receiving eyeglasses stems of FIG. 1, partially hidden by the band of the hat;

FIG. 7 is a front elevation view of the hat with pockets for receiving eyeglasses stems of FIG. 1 shown without glasses installed and showing a cross-section cut for FIG. 8; and,

FIG. 8 is a cross-sectional view taken at line 8-8 of FIG. 7 and showing an interior view of the hat with pockets for receiving eyeglasses stems of FIG. 1 from behind the band of the hat.

The broken lines illustrate environmental structure that forms no part of the claimed design.

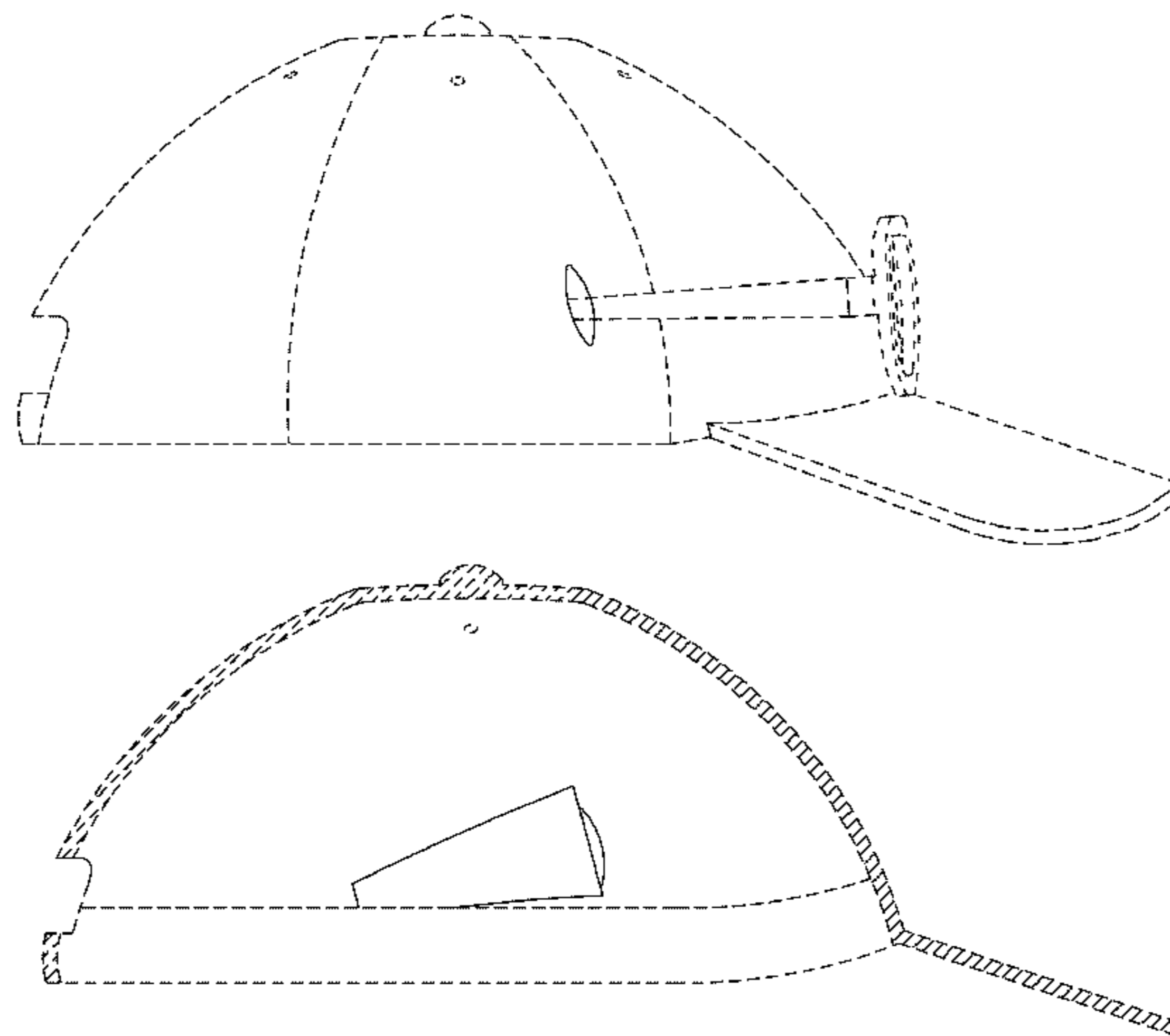
The hat with pockets for receiving eyeglasses stems is shown as a slit on the outside of a hat and providing entry to the pocket on the interior of the hat.

(56) **References Cited**

U.S. PATENT DOCUMENTS

- 4,179,753 A \* 12/1979 Aronberg ..... A42B 1/247  
2/10
- 5,117,510 A \* 6/1992 Broussard ..... A45F 5/00  
2/171
- D384,789 S \* 10/1997 Crabb ..... D2/865
- 5,894,604 A \* 4/1999 Crabb ..... A42B 1/241  
2/209.13
- 6,644,807 B1 \* 11/2003 Hood ..... G02C 3/02  
2/10
- D601,330 S \* 10/2009 Bishop ..... D2/882
- 7,703,153 B2 \* 4/2010 de Taboada ..... A42B 1/247  
2/12
- D615,733 S \* 5/2010 Chappell ..... D2/886
- 7,979,921 B2 \* 7/2011 Cotutsca ..... A42B 1/247  
2/209.13

**1 Claim, 8 Drawing Sheets**



(56)

**References Cited**

U.S. PATENT DOCUMENTS

8,813,265 B2 *	8/2014	Schwantes .....	A41D 20/00	2/209.13
D718,021 S *	11/2014	Werczberger .....	D2/882	
2006/0152671 A1 *	7/2006	Risso .....	A42B 1/247	351/155
2011/0126343 A1 *	6/2011	Tualla .....	A42B 1/248	2/209.13
2011/0314580 A1 *	12/2011	Vach .....	A42B 1/247	2/10
2015/0074869 A1 *	3/2015	Klas .....	A63B 57/0075	2/209.13
2015/0150329 A1 *	6/2015	Wilson .....	A42B 1/247	2/209.13

\* cited by examiner

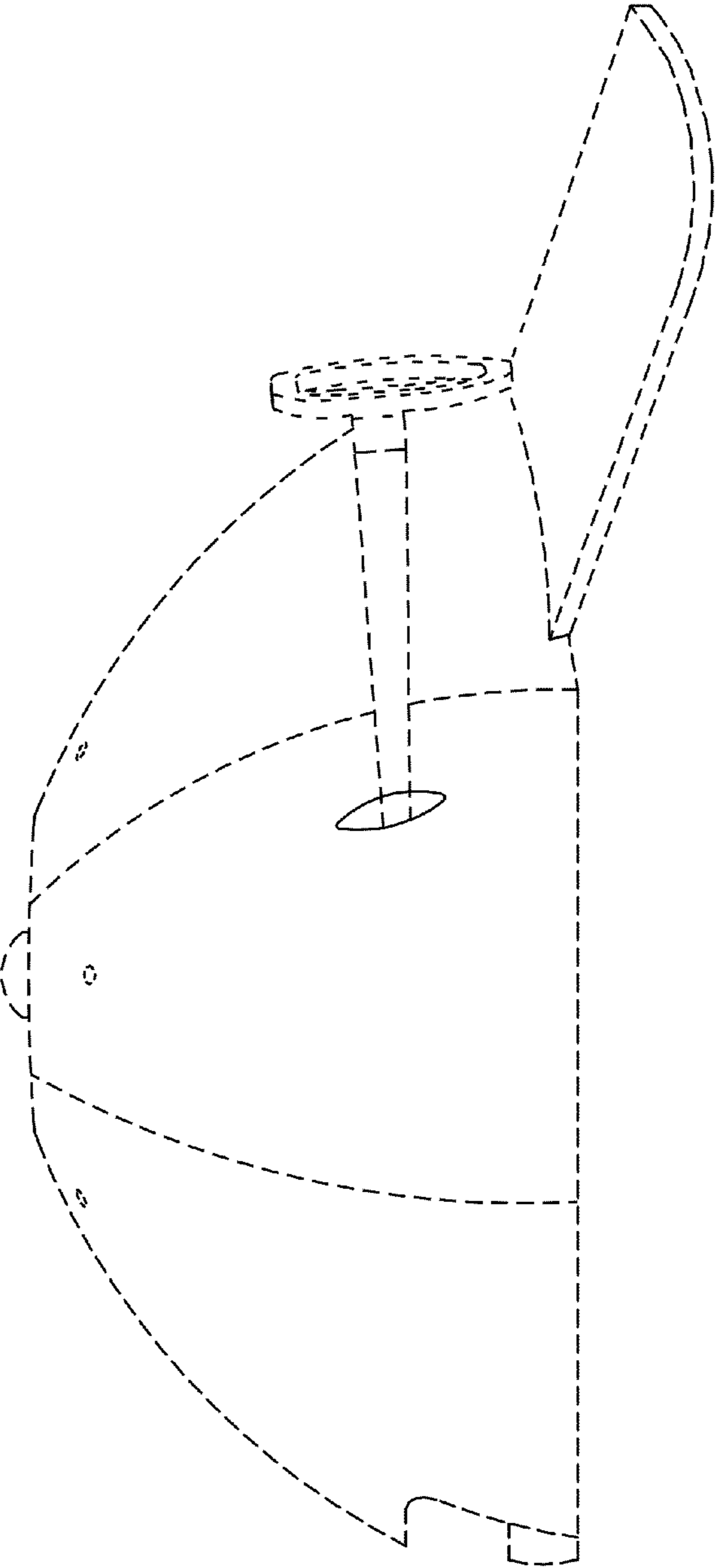


FIG. 1

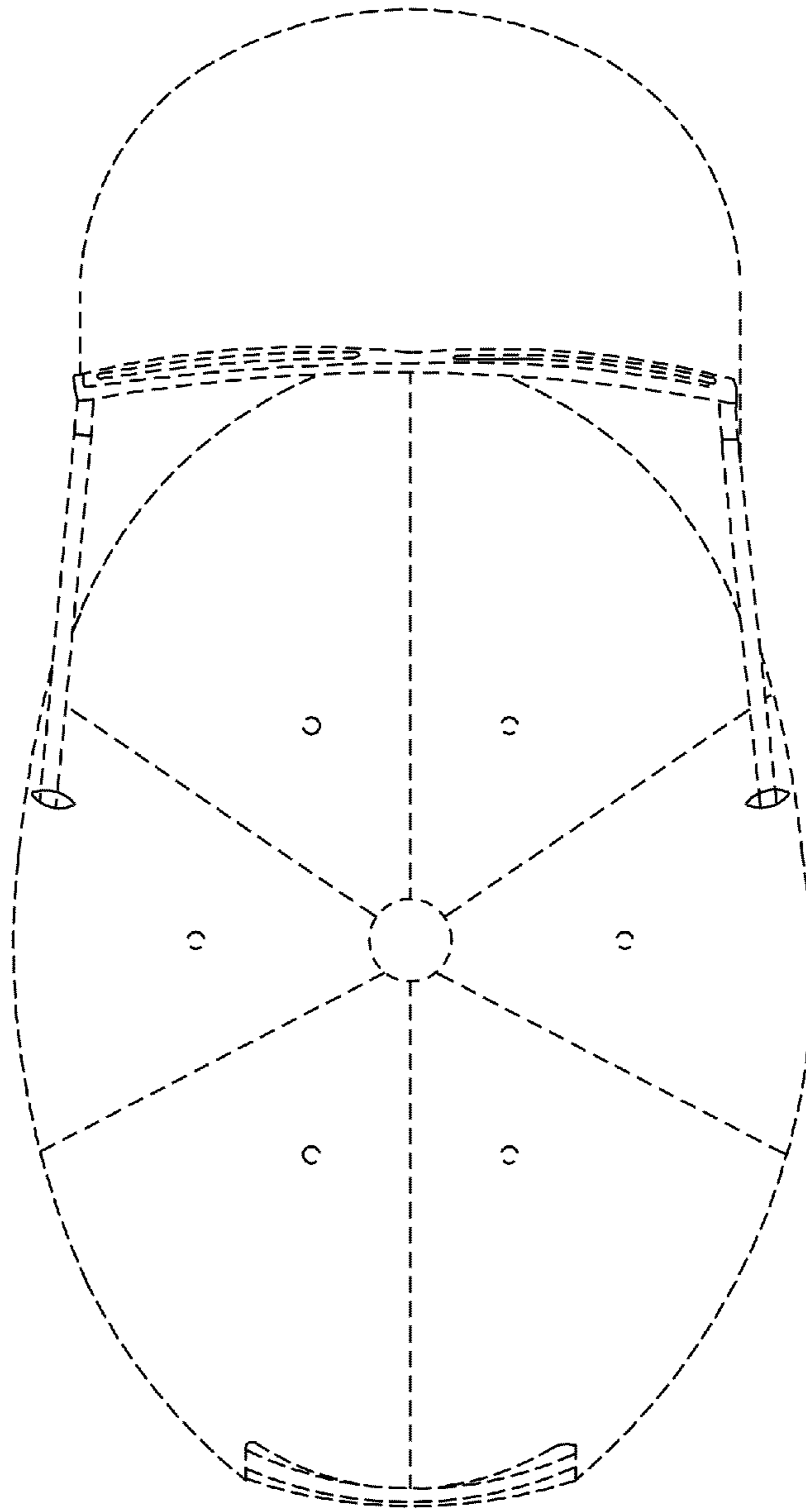


FIG. 2

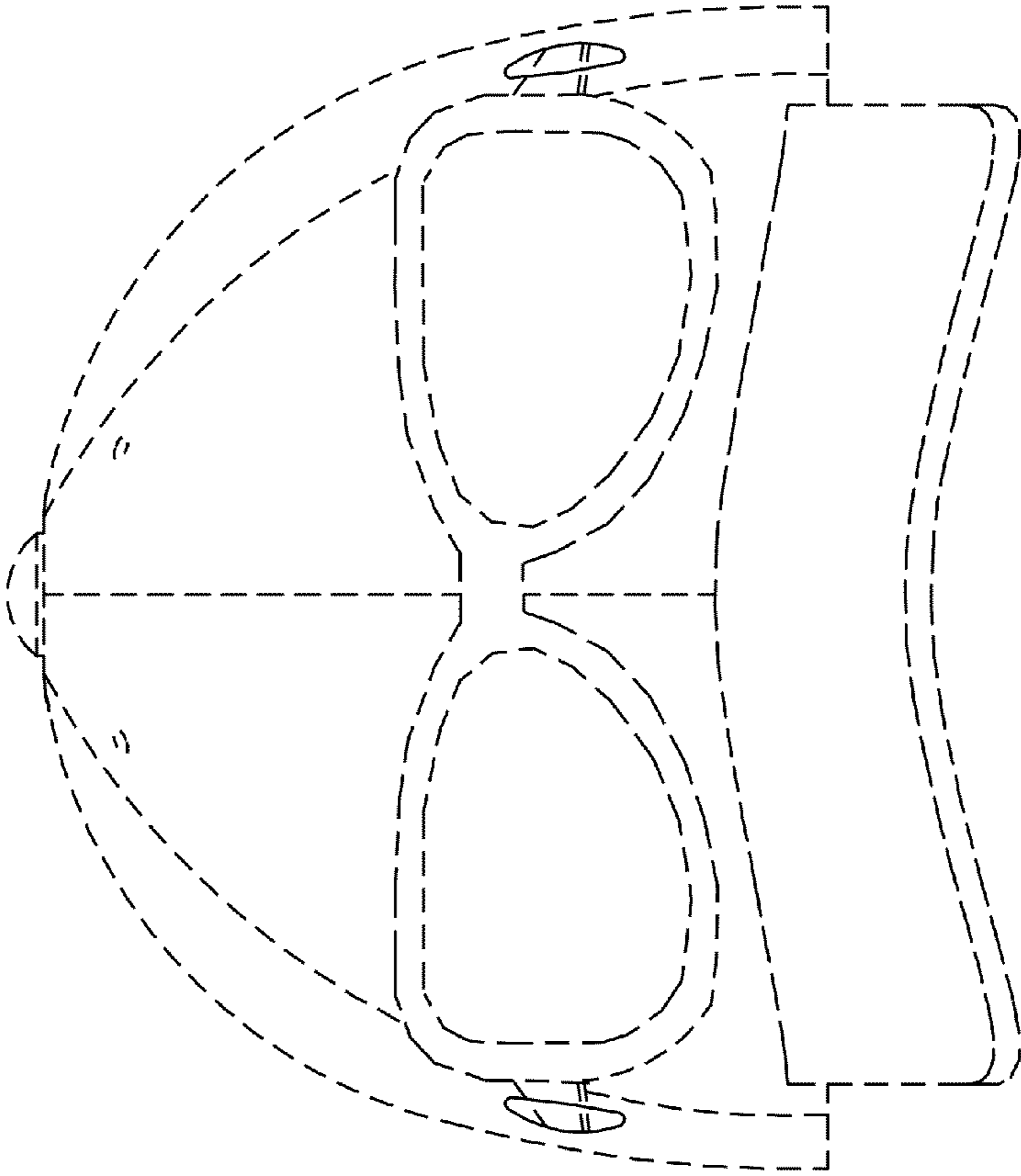


FIG. 3

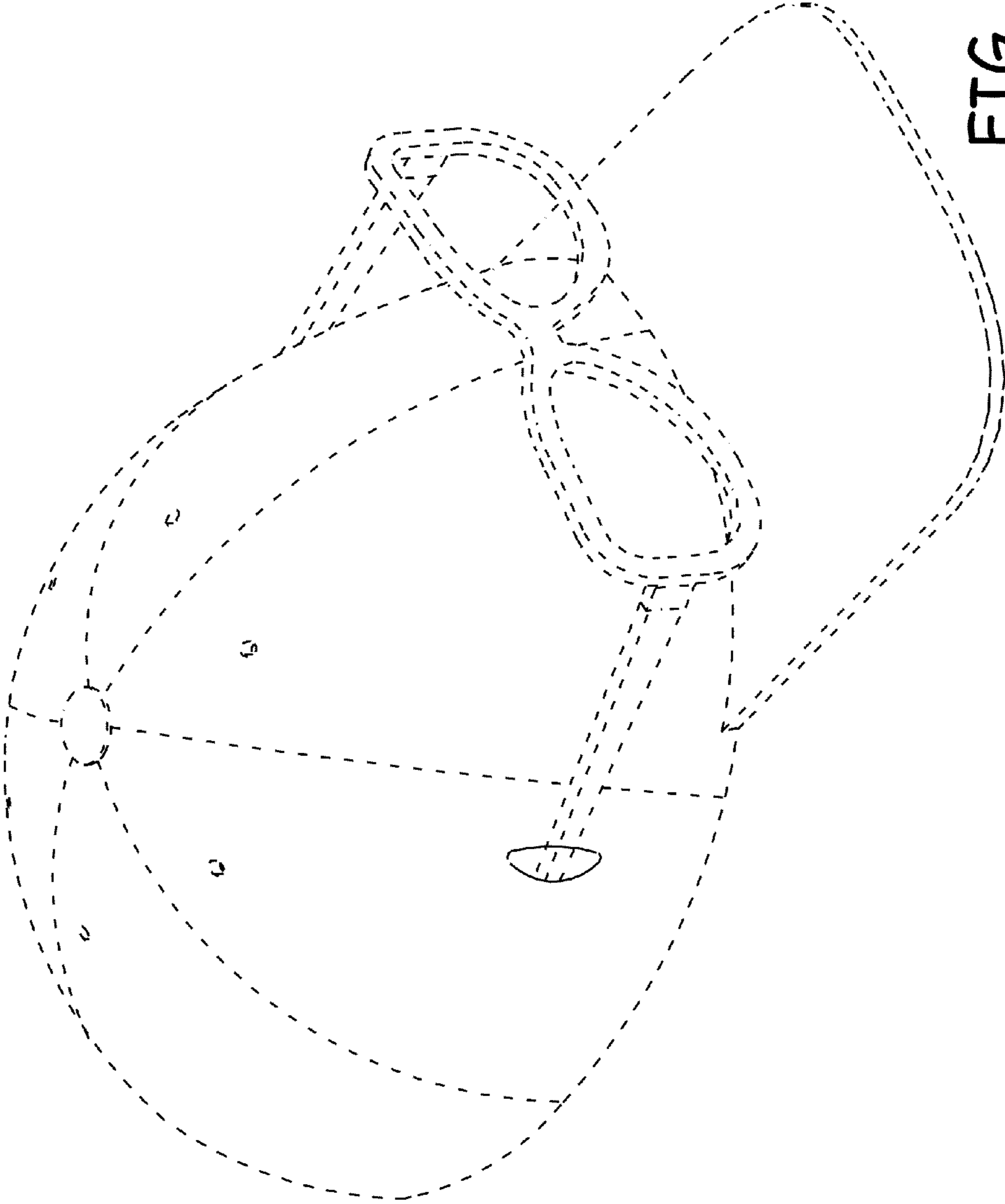


FIG. 4

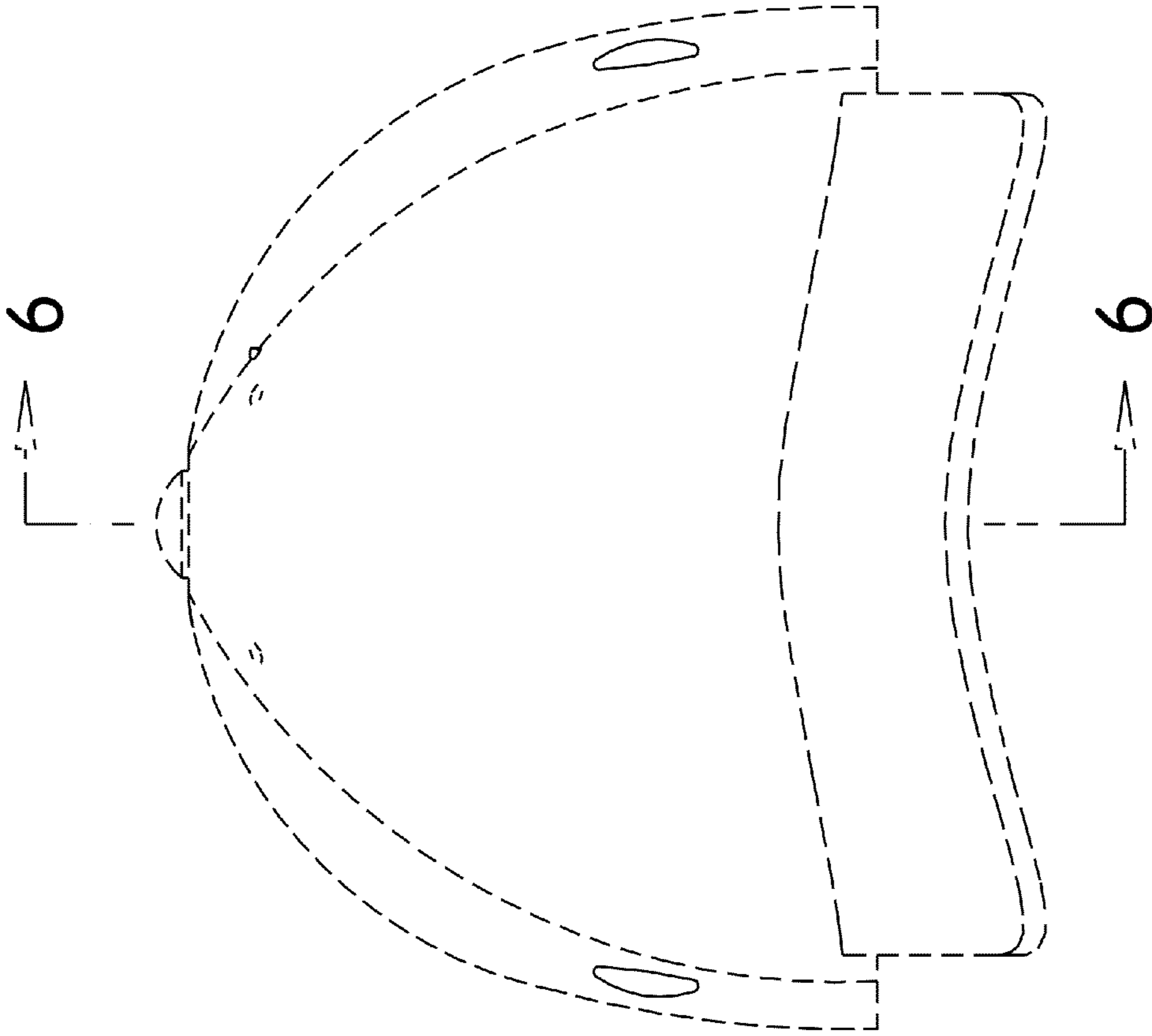


FIG. 5

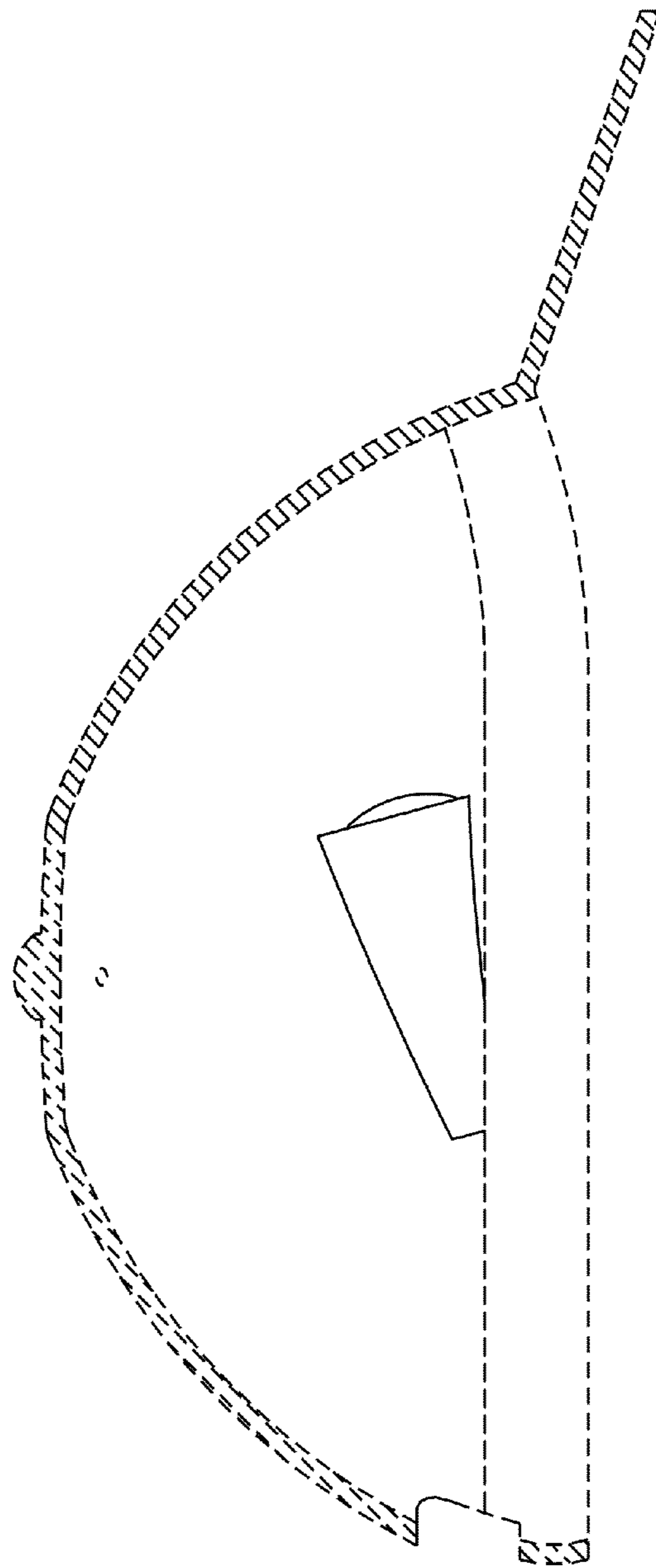


FIG. 6



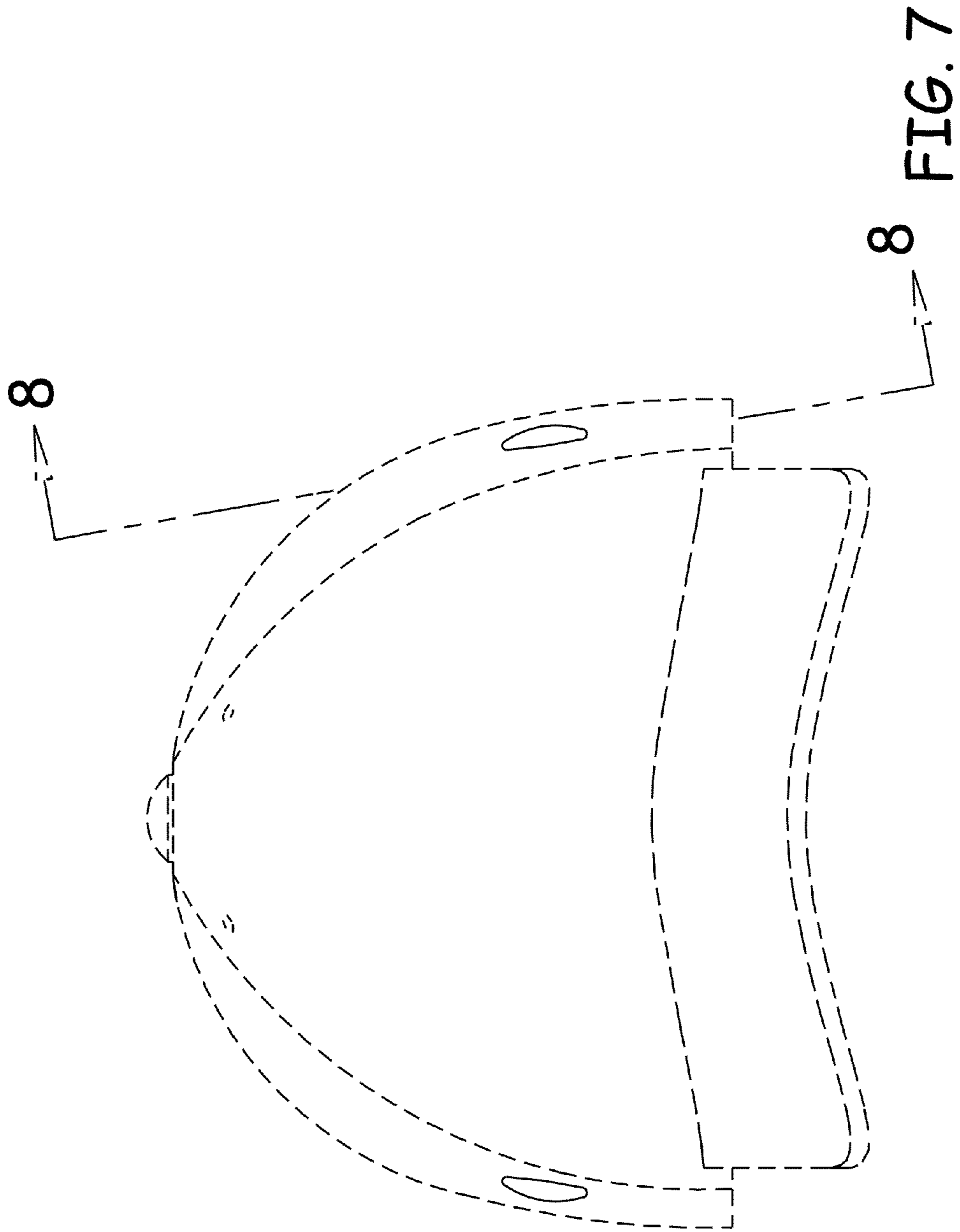


FIG. 8

