



US00D759933S

(12) **United States Design Patent**
Lee

(10) **Patent No.:** **US D759,933 S**
(45) **Date of Patent:** **** Jun. 21, 2016**

(54) **WASHBOARD FOR WASHING MACHINE**
(71) Applicant: **Samsung Electronics Co., Ltd.**,
Suwon-si, Gyeonggi-do (KR)
(72) Inventor: **Dae-kyun Lee**, Suwon-si (KR)
(73) Assignee: **SAMSUNG ELECTRONICS CO., LTD.** (KR)
(**) Term: **15 Years**
(21) Appl. No.: **29/533,451**
(22) Filed: **Jul. 17, 2015**

(30) **Foreign Application Priority Data**
Feb. 12, 2015 (KR) 30-2015-0007641
(51) **LOC (10) Cl.** **07-05**
(52) **U.S. Cl.**
USPC **D32/67; D32/25**
(58) **Field of Classification Search**
USPC **D32/25, 67, 53, 53.1, 54**
CPC **D06F 3/02; D06F 3/00; D06F 1/04;**
G10D 13/06
See application file for complete search history.

(56) **References Cited**
U.S. PATENT DOCUMENTS
1,556,481 A * 10/1925 St Amour D06F 3/02
68/214
1,592,103 A * 7/1926 Gunuskey D06F 3/00
68/63
1,814,698 A * 7/1931 Huber G06F 1/04
68/233
2,129,079 A * 9/1938 Adams D06F 3/02
68/223
2,431,539 A * 11/1947 Campanell D06F 3/02
248/27.5
D153,319 S * 4/1949 Rabinowitz D32/67

2,504,819 A * 4/1950 Flores D06F 3/02
68/224
2,704,448 A * 3/1955 Pettit D06F 3/02
68/229
D189,496 S * 12/1960 Kinyon D32/67
D193,208 S * 7/1962 Graham D32/67
3,664,160 A * 5/1972 Muniz D06F 3/00
68/224
D235,001 S * 4/1975 Sunday D32/67
D235,002 S * 4/1975 Sunday D32/67
D237,448 S * 11/1975 Sunday D32/67
D254,230 S * 2/1980 Sanger D32/67
D259,993 S * 7/1981 Kunze D32/67
4,756,439 A * 7/1988 Perock D06F 1/04
15/264
6,169,237 B1 * 1/2001 Sanders G10D 13/06
84/102
D549,915 S * 8/2007 Pastrana-Rangel D32/67

* cited by examiner

Primary Examiner — T. Chase Nelson
Assistant Examiner — Michelle E Wilson
(74) *Attorney, Agent, or Firm* — Cantor Colburn LLP

(57) **CLAIM**
The ornamental design for a washboard for washing machine,
as shown and described.

DESCRIPTION

FIG. 1 is a perspective view of a washboard for washing machine, showing my new design;
FIG. 2 is a front view thereof;
FIG. 3 is a rear view thereof;
FIG. 4 is a side view thereof;
FIG. 5 is another side view thereof;
FIG. 6 is a top view thereof;
FIG. 7 is a bottom view thereof; and,
FIG. 8 is another perspective view thereof in an environment of use.
The broken lines in the figures are for environmental purposes only and form no part of the claimed design.

1 Claim, 8 Drawing Sheets

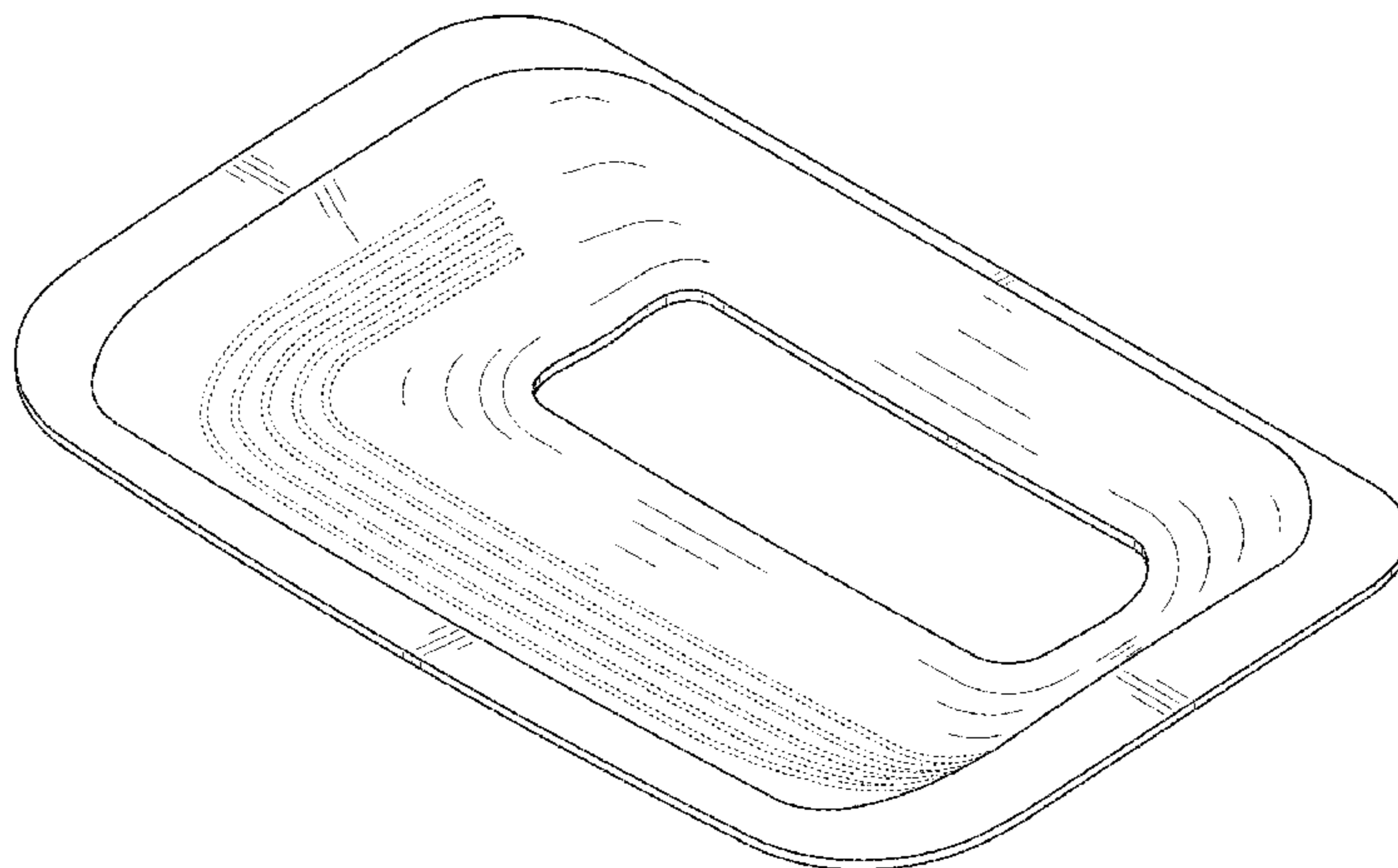


FIG. 1

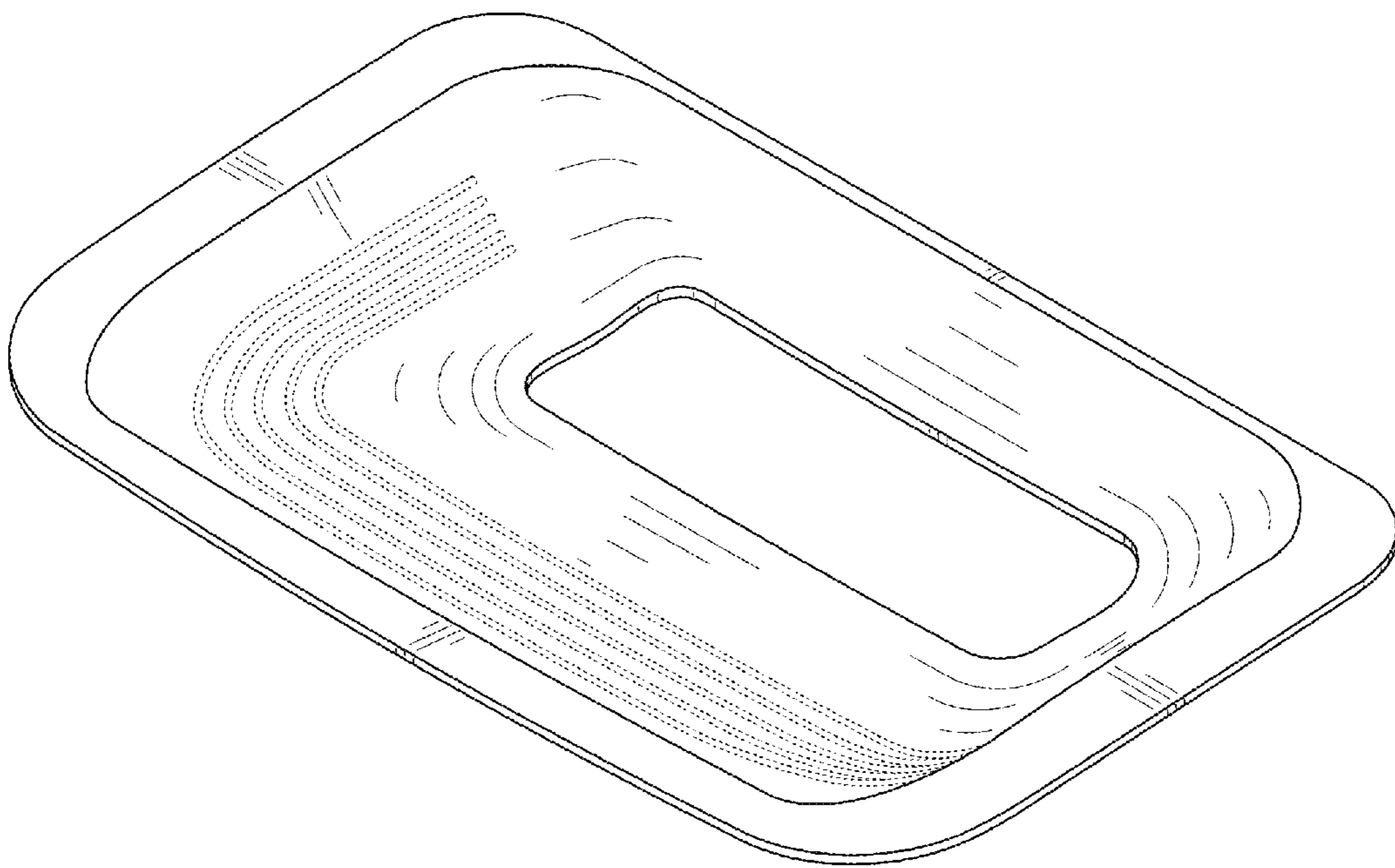


FIG. 2



FIG.3




FIG. 4

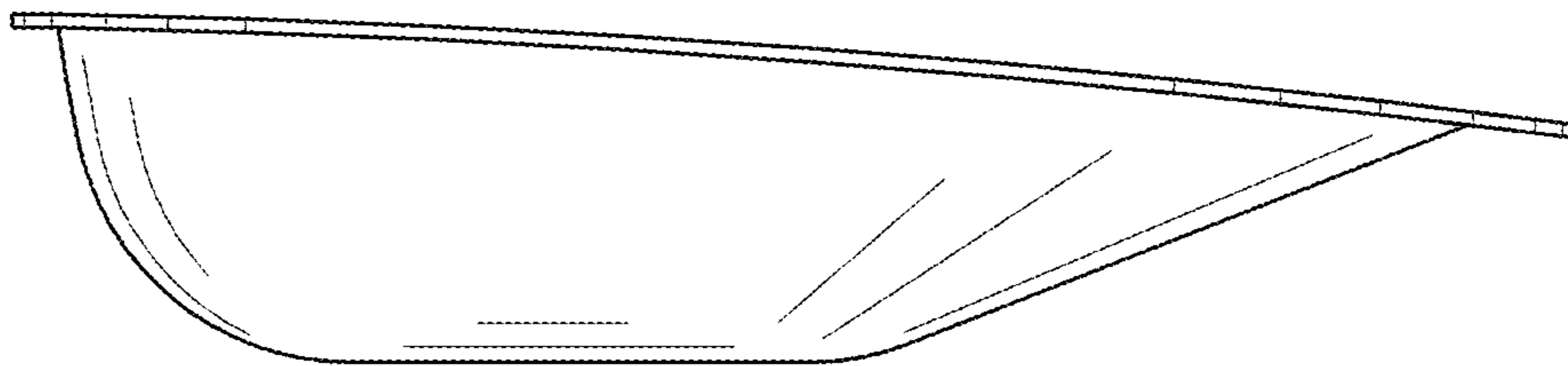


FIG. 5

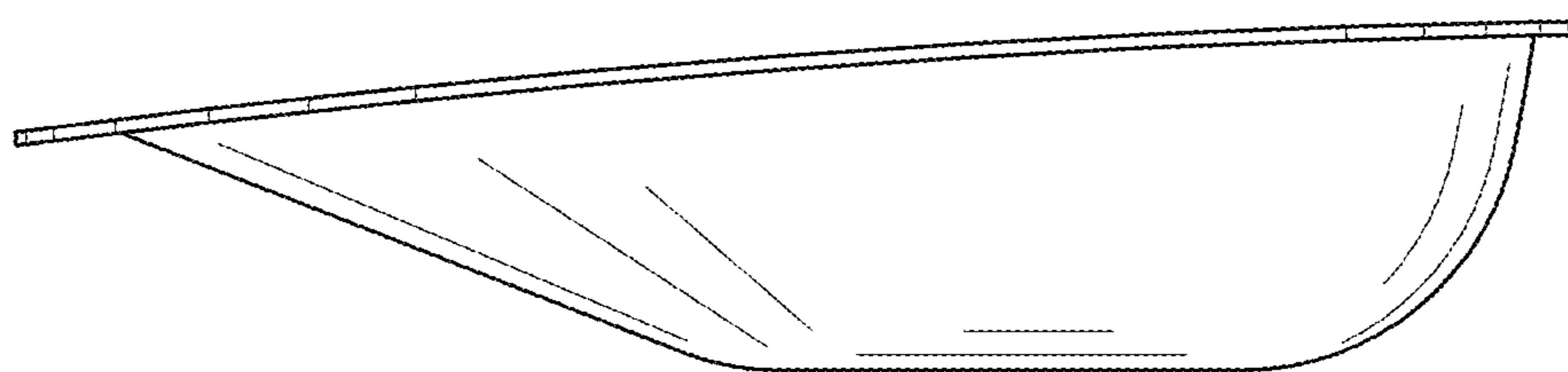


FIG. 6

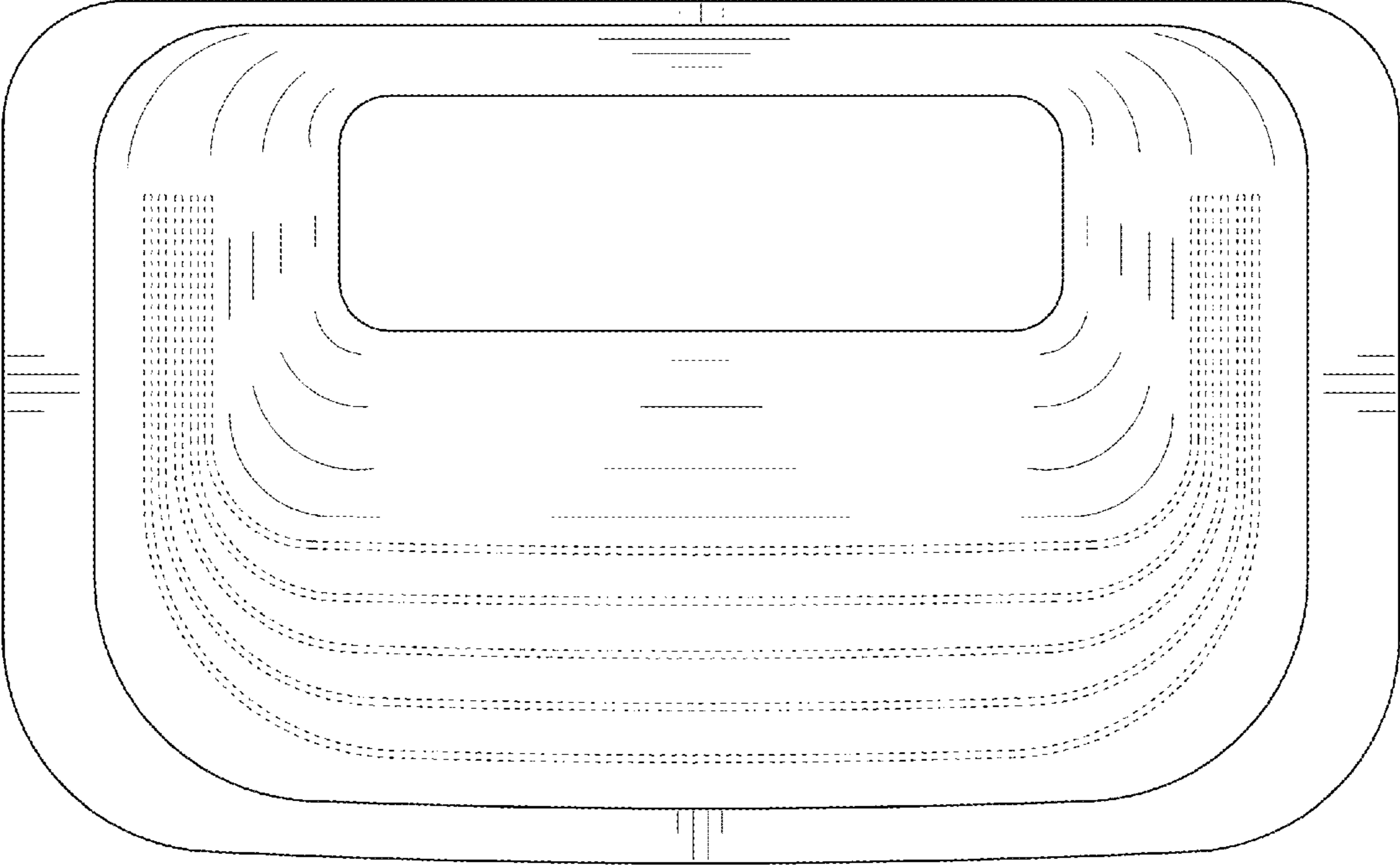


FIG. 7




FIG. 8

