

US00D759929S

(12) **United States Design Patent**  
**Lee**

(10) **Patent No.:** **US D759,929 S**  
(45) **Date of Patent:** **\*\* Jun. 21, 2016**

(54) **WASHBOARD FOR WASHING MACHINE**

(71) Applicant: **Samsung Electronics Co., Ltd.**,  
Suwon-si, Gyeonggi-do (LR)

(72) Inventor: **Dae-kyun Lee**, Suwon-si (KR)

(73) Assignee: **SAMSUNG ELECTRONICS CO., LTD.** (KR)

(\*\*) Term: **15 Years**

(21) Appl. No.: **29/532,579**

(22) Filed: **Jul. 8, 2015**

(30) **Foreign Application Priority Data**

Jan. 22, 2015 (KR) ..... 30-2015-0003485

(51) **LOC (10) Cl.** ..... **07-05**

(52) **U.S. Cl.**  
USPC ..... **D32/67; D32/25**

(58) **Field of Classification Search**  
USPC ..... **D32/25, 67, 53, 53.1, 54**  
CPC ..... **D06F 3/02; D06F 3/00; D06F 1/04; G10D 13/06**

See application file for complete search history.

(56) **References Cited**

**U.S. PATENT DOCUMENTS**

- 1,556,481 A \* 10/1925 St Amour ..... D06F 3/02  
68/214
- 1,592,103 A \* 7/1926 Gunuskey ..... D06F 3/00  
68/63
- 1,814,698 A \* 7/1931 Huber ..... D06F 1/04  
68/233
- 2,129,079 A \* 9/1938 Adams ..... D06F 3/02  
68/223
- 2,431,539 A \* 11/1947 Campanell ..... D06F 3/02  
248/27.5
- D153,319 S \* 4/1949 Rabinowitz ..... D32/67

- 2,504,819 A \* 4/1950 Flores ..... D06F 3/02  
68/224
- 2,704,448 A \* 3/1955 Pettit ..... D06F 3/02  
68/229
- D189,496 S \* 12/1960 Kinyon ..... D32/67
- D193,208 S \* 7/1962 Graham ..... D32/67
- 3,664,160 A \* 5/1972 Muniz ..... D06F 3/00  
68/224
- D235,001 S \* 4/1975 Sunday ..... D32/67
- D235,002 S \* 4/1975 Sunday ..... D32/67
- D237,448 S \* 11/1975 Sunday ..... D32/67
- D254,230 S \* 2/1980 Sanger ..... D32/67
- D259,993 S \* 7/1981 Kunze ..... D32/67
- 4,756,439 A \* 7/1988 Perock ..... D06F 1/04  
15/264
- 6,169,237 B1 \* 1/2001 Sanders ..... G10D 13/06  
84/102
- D549,915 S \* 8/2007 Pastrana-Rangel ..... D32/67

\* cited by examiner

*Primary Examiner* — T. Chase Nelson

*Assistant Examiner* — Michelle E Wilson

(74) *Attorney, Agent, or Firm* — Canto Colburn LLP

(57) **CLAIM**

The ornamental design for a washboard for washing machine, as shown and described.

**DESCRIPTION**

FIG. 1 is a perspective view of a washboard for washing machine, showing my new design; FIG. 2 is a front view thereof; FIG. 3 is a rear view thereof; FIG. 4 is a side view thereof; FIG. 5 is another side view thereof; FIG. 6 is a top view thereof; FIG. 7 is a bottom view thereof; and, FIG. 8 is another perspective view thereof in an environment of use.

The broken lines in the figures are for environmental purposes only and form no part of the claimed design.

**1 Claim, 8 Drawing Sheets**

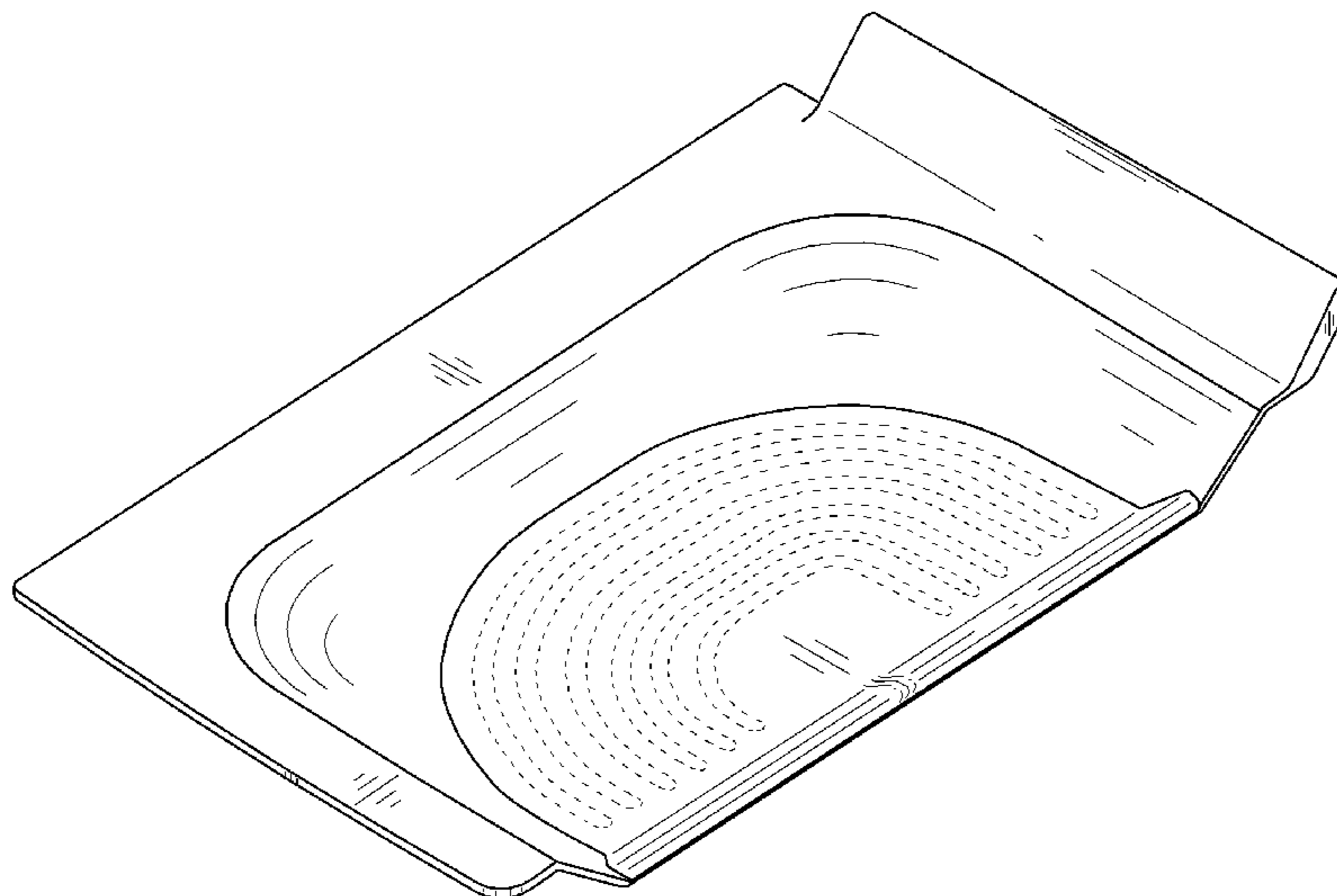


FIG. 1

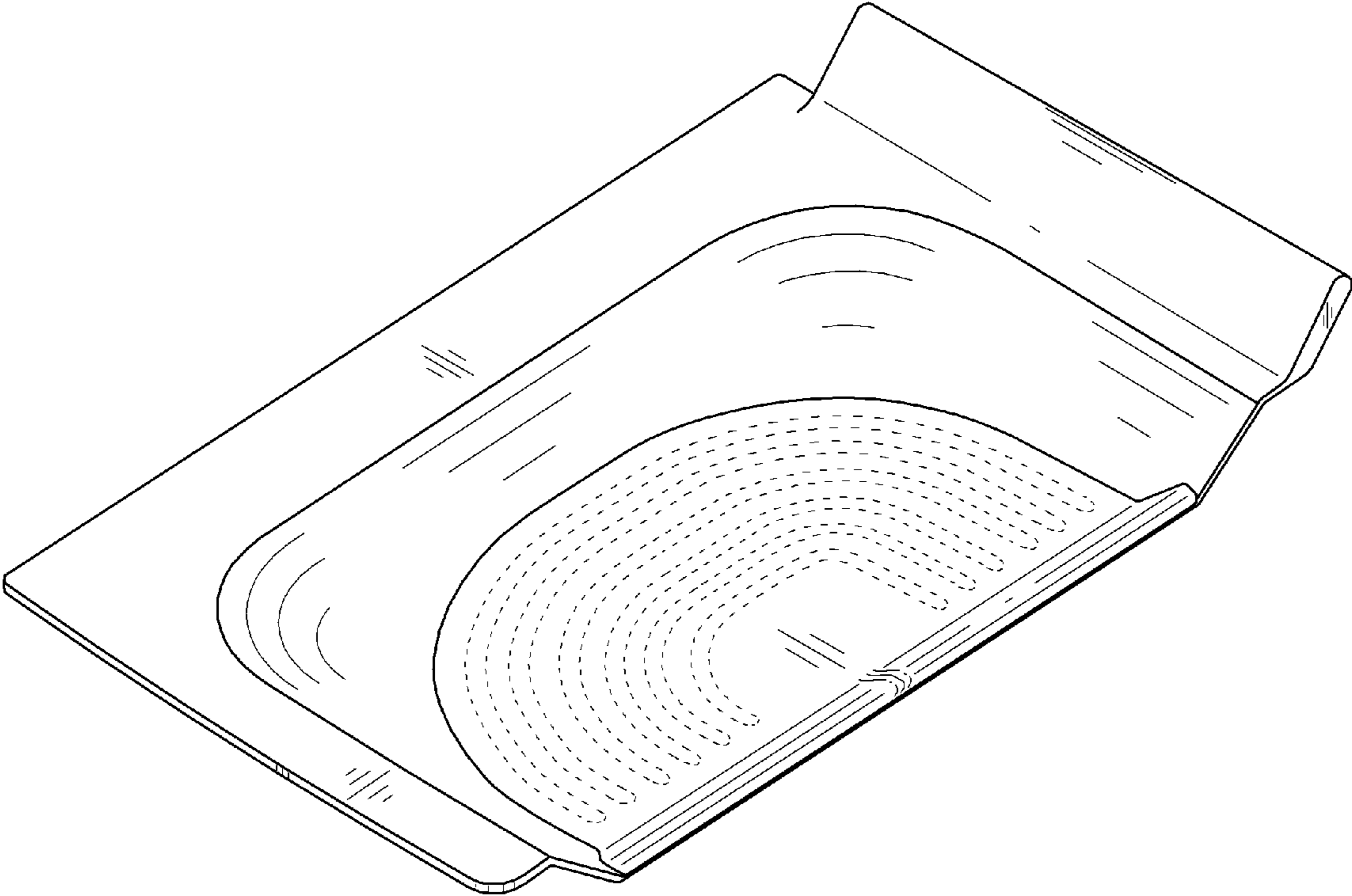


FIG. 2

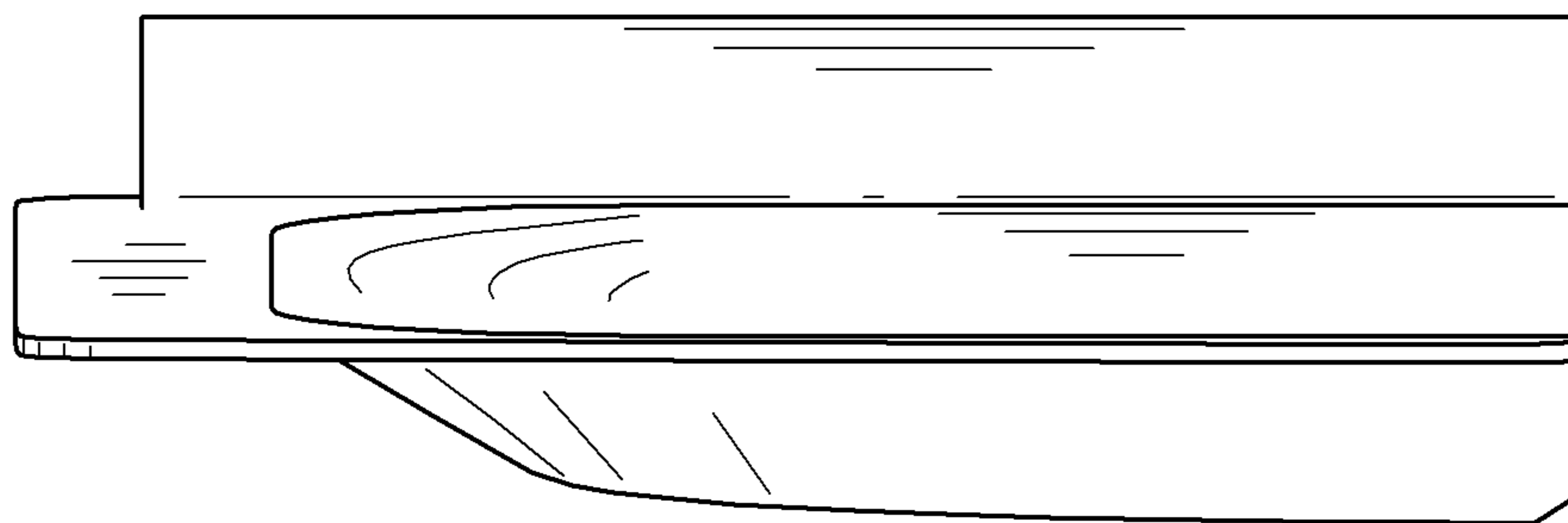


FIG. 3

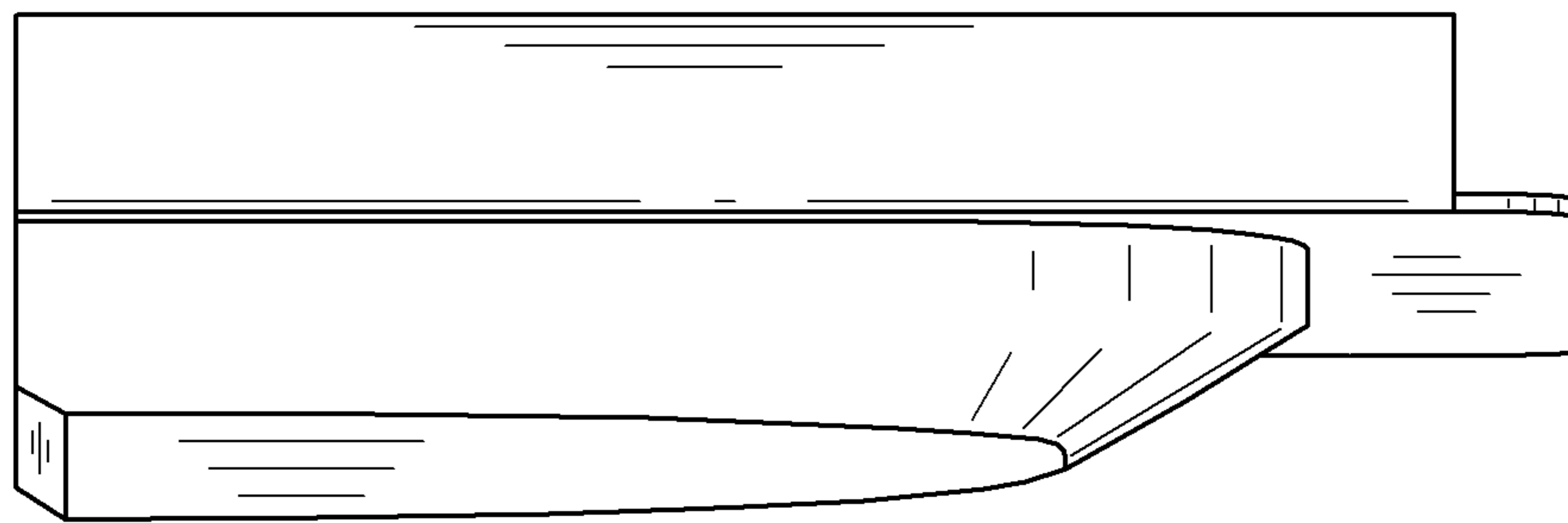


FIG. 4



FIG. 5



FIG. 6

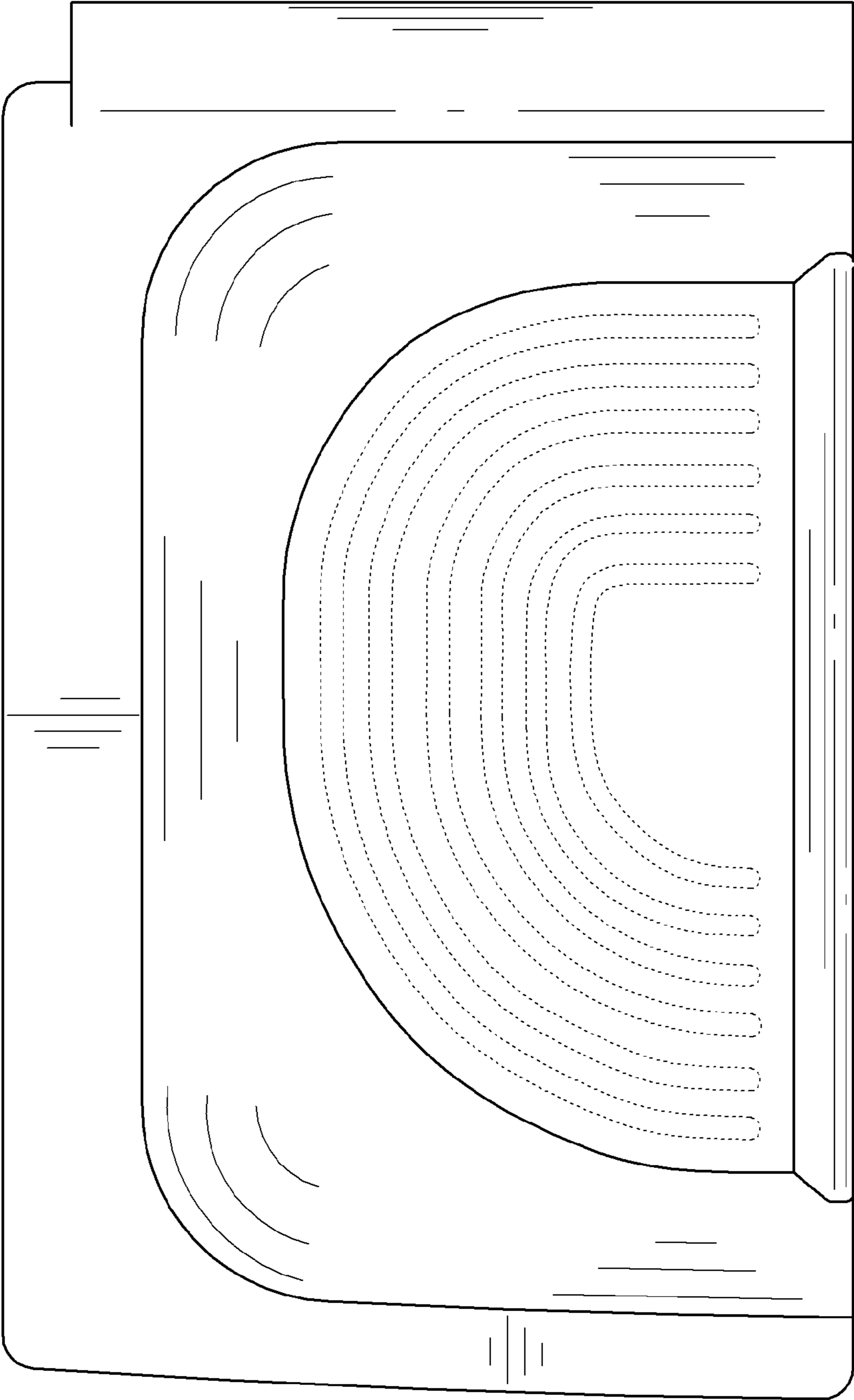


FIG. 7

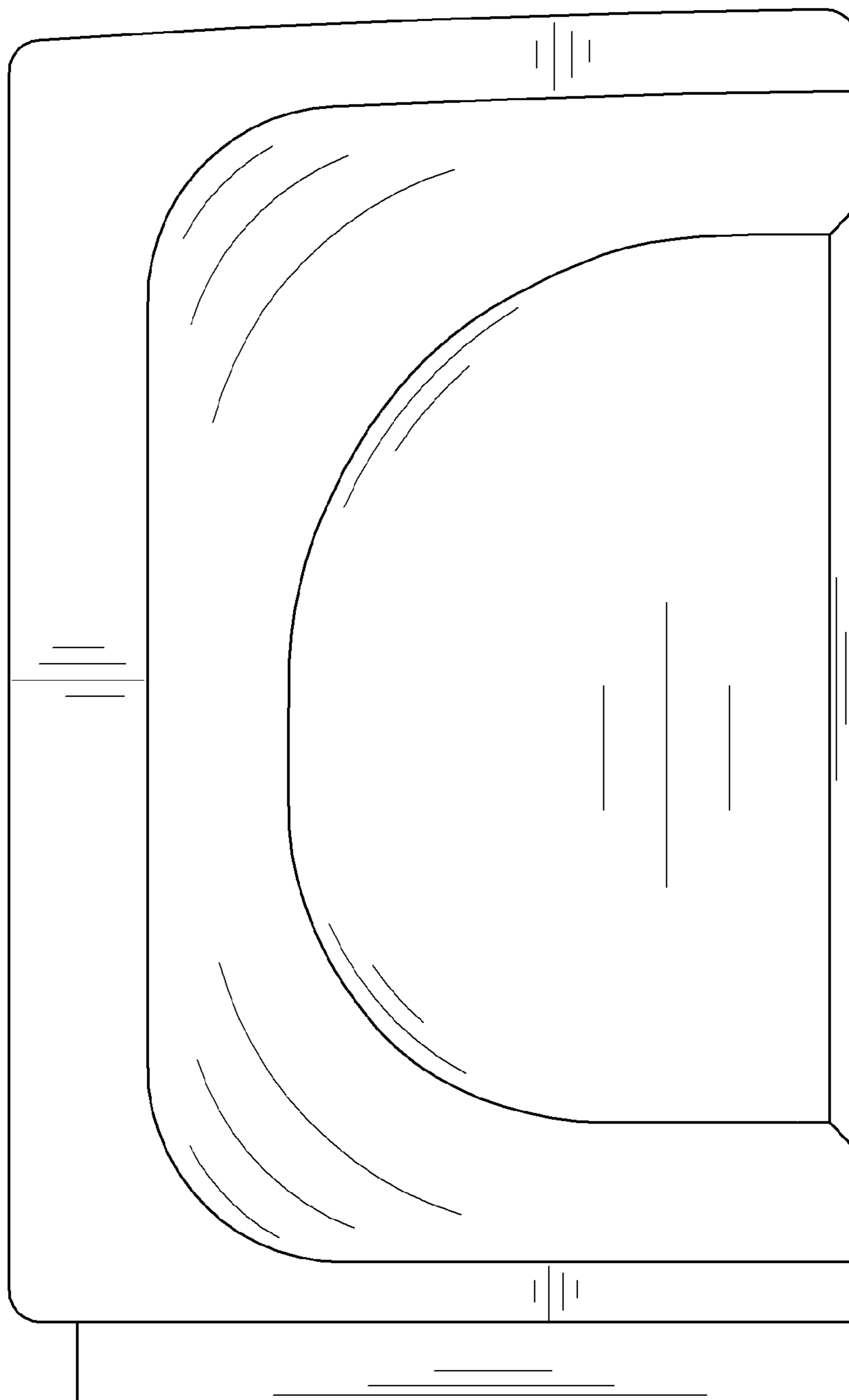




FIG. 8

