



US00D759918S

(12) **United States Design Patent**
Choi et al.

(10) **Patent No.:** **US D759,918 S**
(45) **Date of Patent:** **** Jun. 21, 2016**

(54) **CONTROL PANEL FOR WASHING MACHINE**

(71) Applicant: **Samsung Electronics Co., Ltd.**,
Suwon-si (KR)

(72) Inventors: **Hyoung-Sub Choi**, Goyang-si (KR);
Deok-Sang Yun, Ahnsan-Si (KR);
Jung-Hoon Hwang, Yongin-si (KR);
Dong-Hyuk Uim, Seoul (KR)

(73) Assignee: **Samsung Electronics Co., Ltd.**,
Suwon-si (KR)

(**) Term: **14 Years**

(21) Appl. No.: **29/522,762**

(22) Filed: **Apr. 2, 2015**

(30) **Foreign Application Priority Data**

Oct. 21, 2014 (KR) 30-2014-0050403

(51) **LOC (10) Cl.** **15-05**

(52) **U.S. Cl.**
USPC **D32/28**

(58) **Field of Classification Search**
USPC D32/28, 3-6, 10, 25; 34/87-89,
34/595-597; 68/3 R, 5 R; D7/405
CPC D06F 39/00; D06F 39/005; D06F 39/14;
D06F 58/00; D06F 58/02; D06F 58/04
See application file for complete search history.

(56) **References Cited**

U.S. PATENT DOCUMENTS

D625,889 S * 10/2010 Lee D32/6
D627,529 S * 11/2010 Jeon D32/6
D636,953 S * 4/2011 Lee D32/6
D684,740 S * 6/2013 Geyer D32/28
D701,657 S * 3/2014 Chung D32/6
D701,658 S * 3/2014 Chung D32/6
D729,996 S * 5/2015 Hwang D32/6

D729,997 S * 5/2015 Hwang D32/6
D731,128 S * 6/2015 Ha D32/6
D732,763 S * 6/2015 Hwang D32/6
D733,371 S * 6/2015 Chung D32/6
D744,179 S * 11/2015 Lee D32/28
D747,575 S * 1/2016 Choi D32/28

FOREIGN PATENT DOCUMENTS

KR 30-2007-0047543 6/2008
KR 30-2007-0000647 7/2008
KR 30-2008-0055360 6/2009
KR 30-2011-0033157 10/2013
KR 30-2013-0000316 10/2014

* cited by examiner

Primary Examiner — Rosemary K Tarcza

Assistant Examiner — Yolanda Robinson

(74) *Attorney, Agent, or Firm* — NSIP Law

(57) **CLAIM**

We claim the ornamental design for a control panel for washing machine, as shown and described.

DESCRIPTION

FIG. 1 is a front perspective view of a control panel for washing machine showing our new design;
FIG. 2 is a front view thereof;
FIG. 3 is a rear view thereof;
FIG. 4 is a left-side view thereof;
FIG. 5 is a right-side view thereof;
FIG. 6 is a top view thereof;
FIG. 7 is a bottom view thereof; and,
FIG. 8 is a front perspective view showing the control panel for washing machine in an open position in which a washing machine is provided in broken lines to illustrate an example environment.

The broken lines in the figures show portions of the control panel for washing machine which form no part of the claimed design.

1 Claim, 5 Drawing Sheets

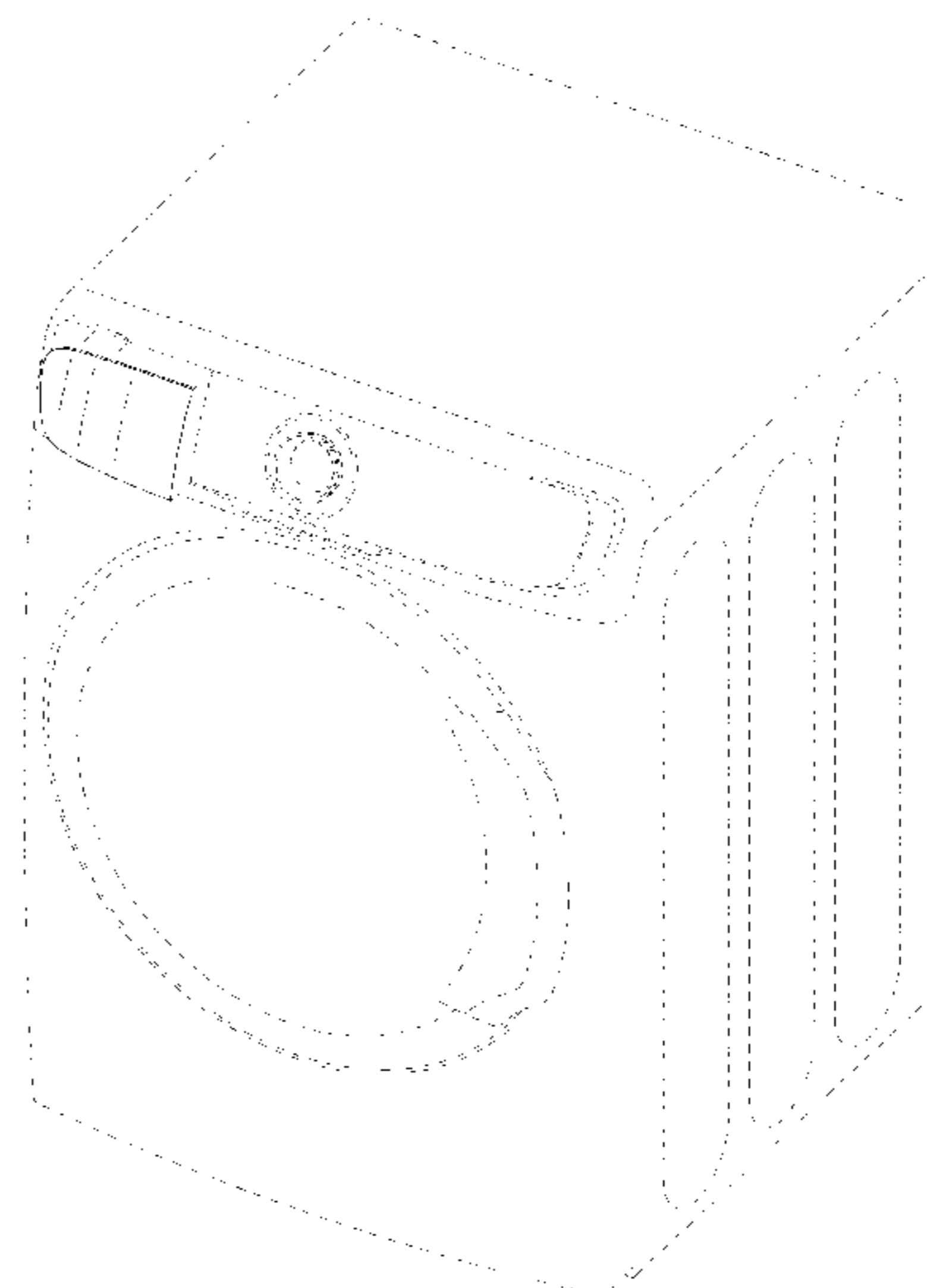
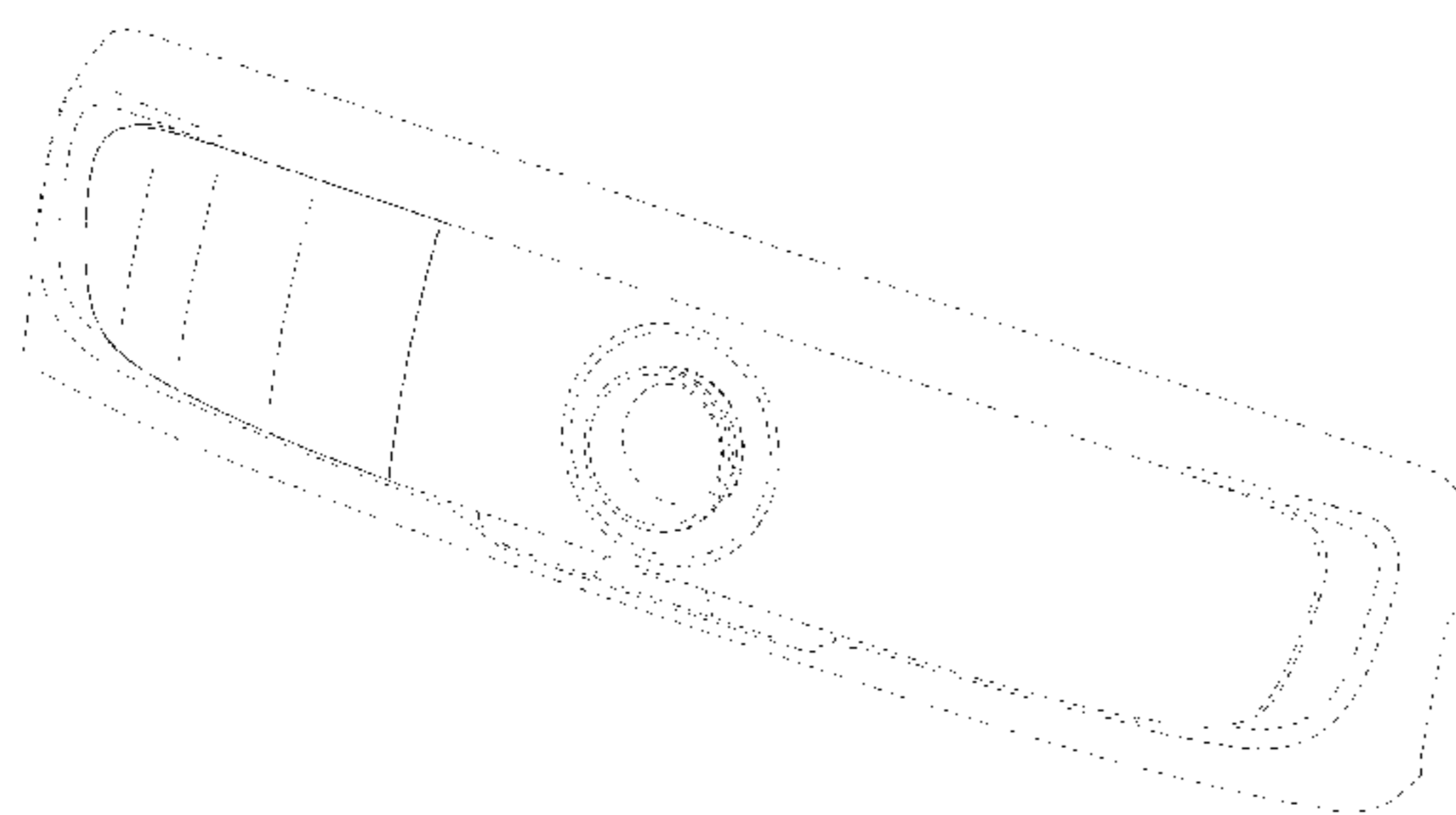


FIG. 1

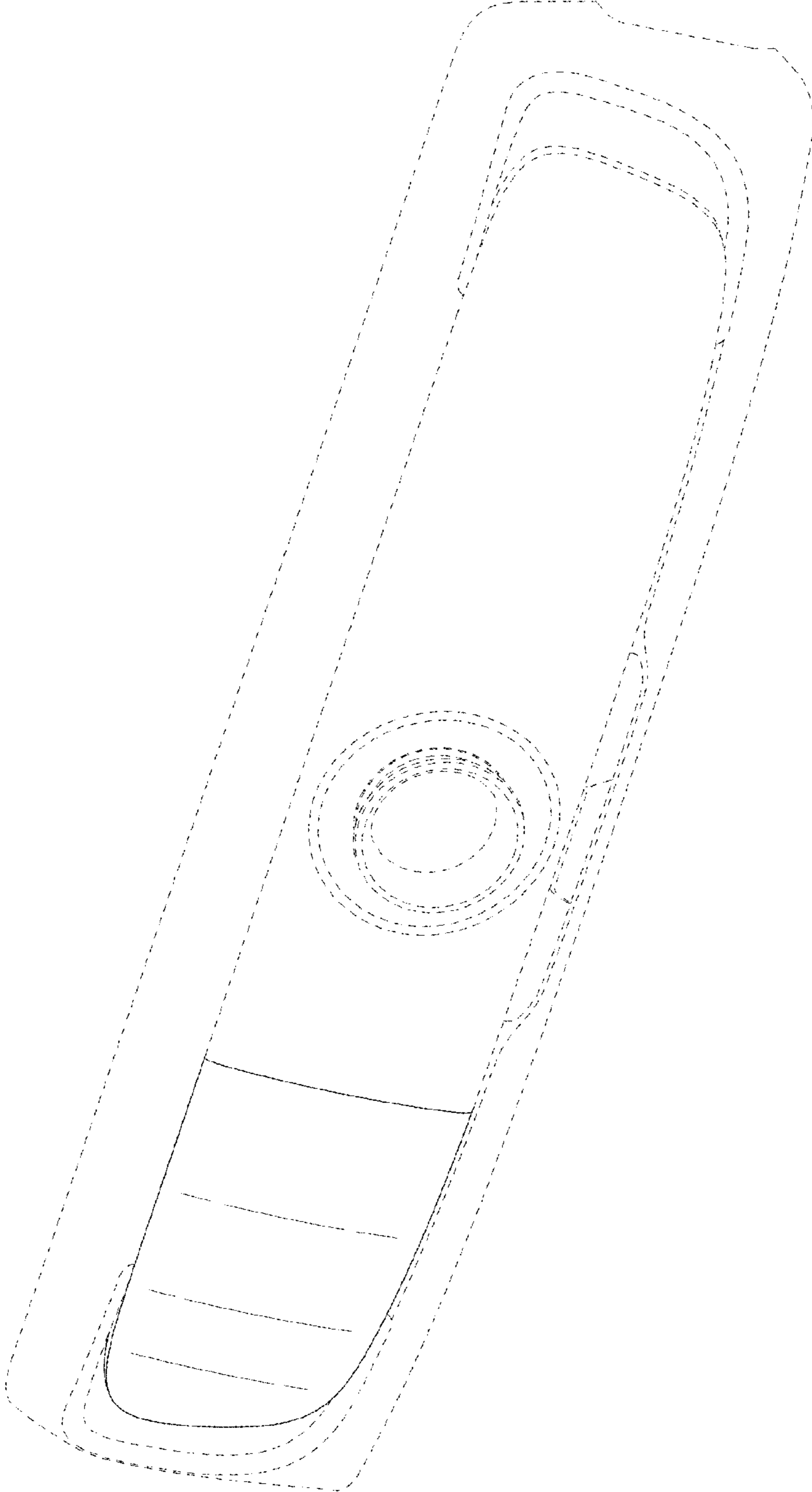


FIG. 2

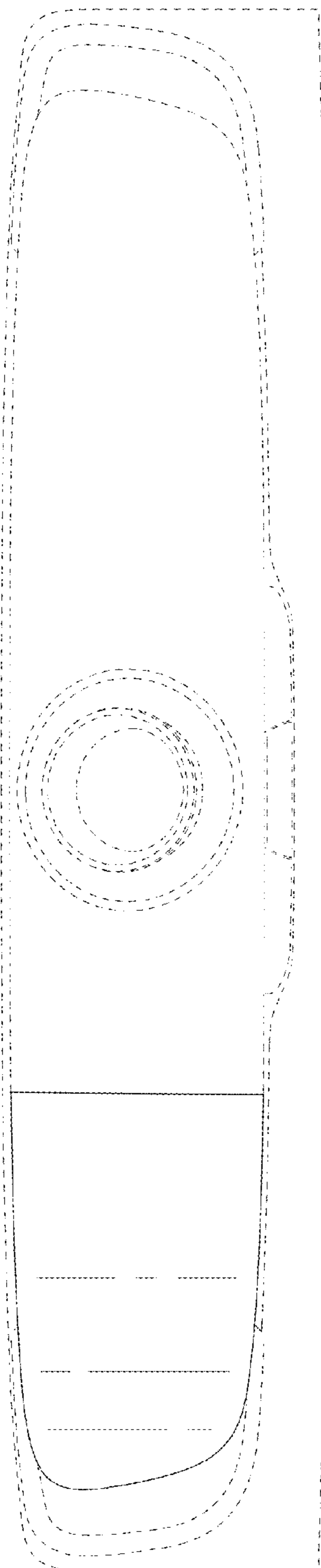


FIG. 3



FIG. 5

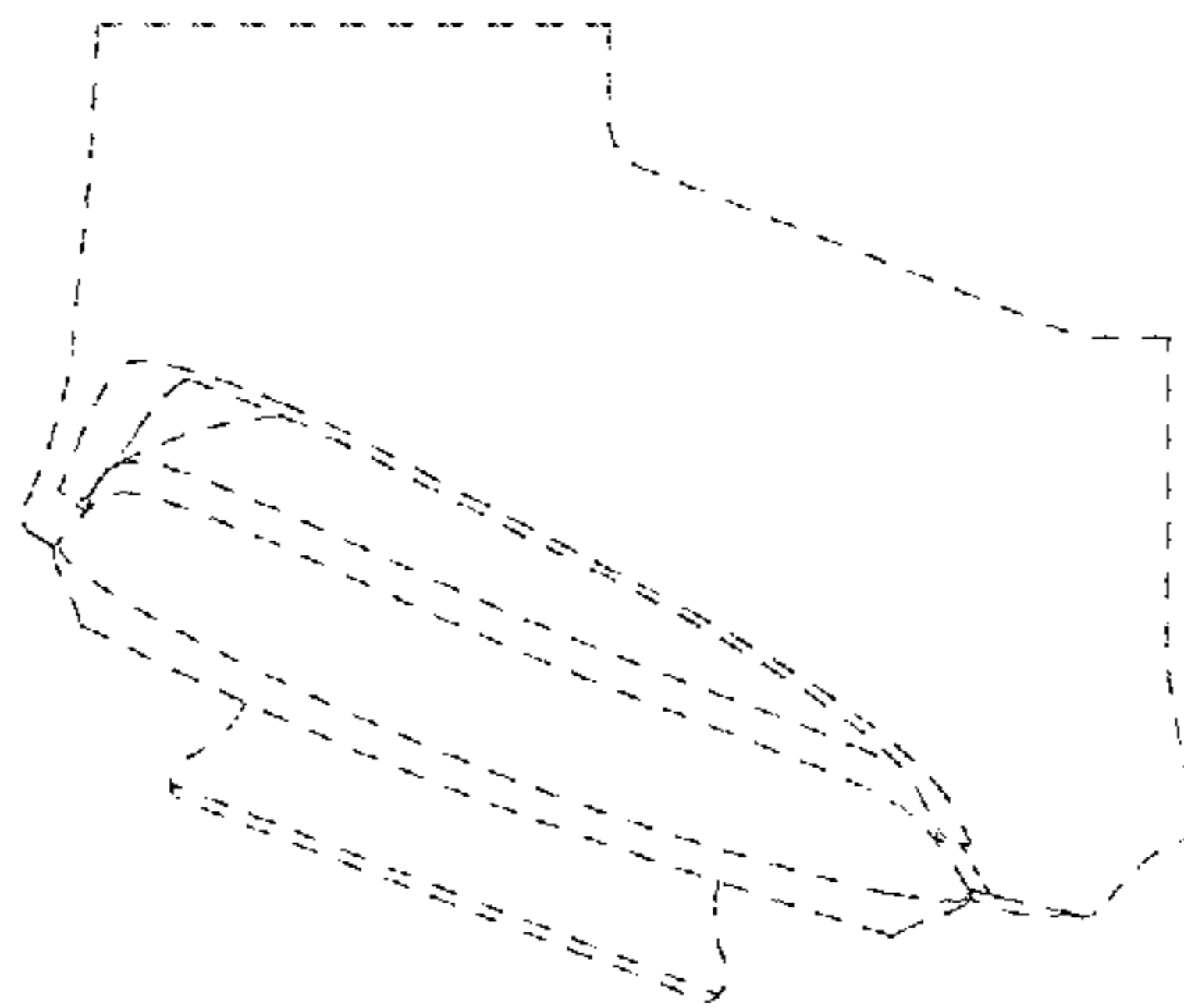


FIG. 4

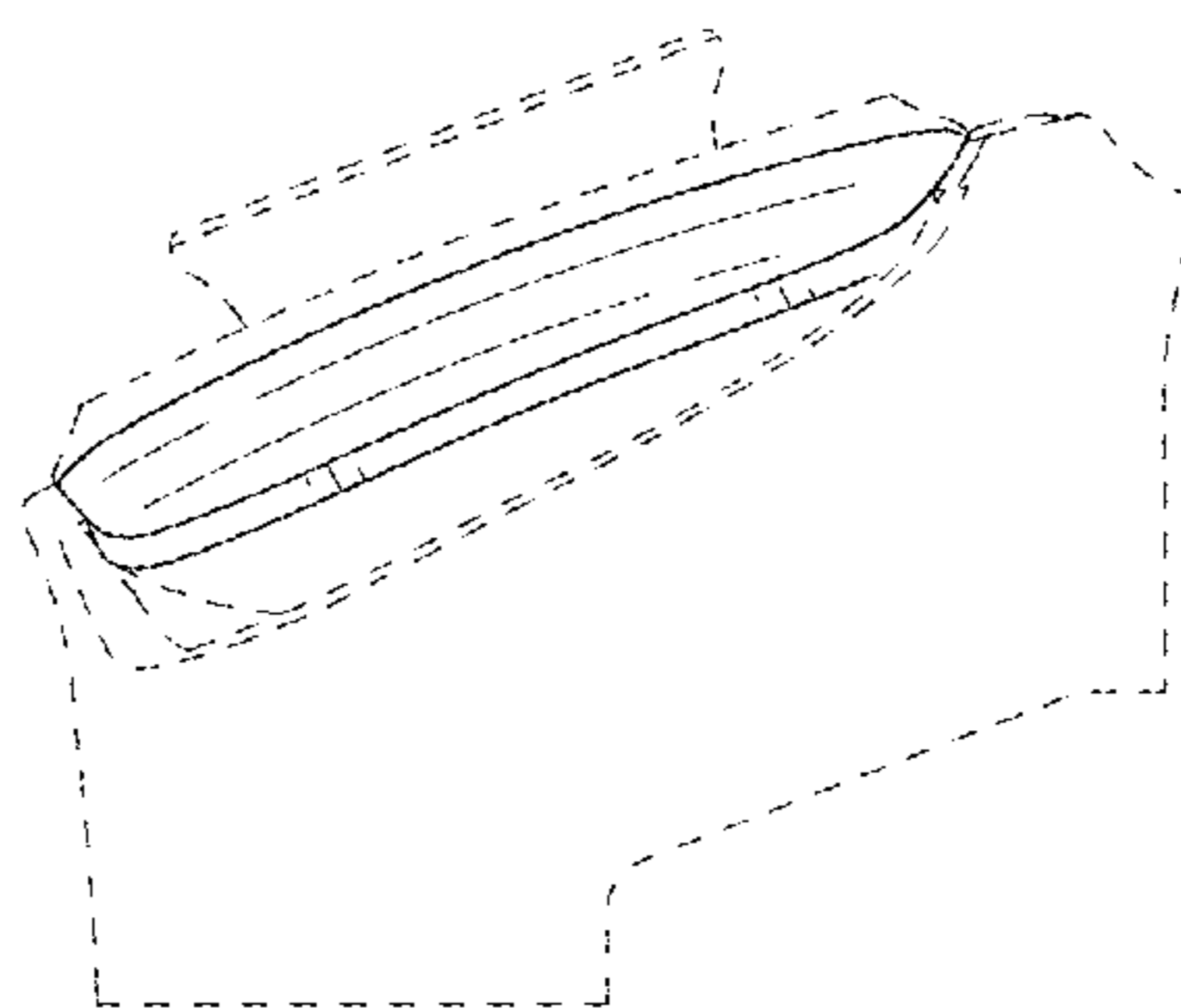


FIG. 6

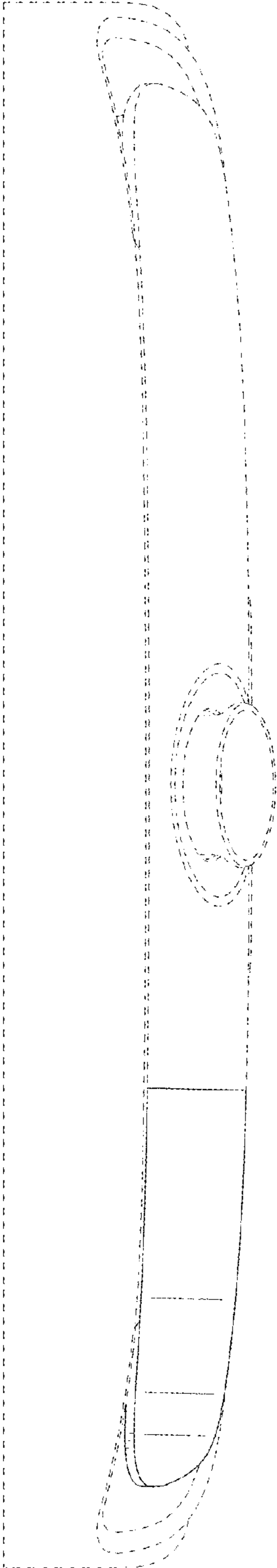


FIG. 7




FIG. 8

