



US00D759914S

(12) **United States Design Patent**
Goff

(10) **Patent No.:** **US D759,914 S**
(45) **Date of Patent:** **** Jun. 21, 2016**

- (54) **FLOOR CLEANING IMPLEMENT**
- (71) Applicant: **RPS Corporation**, Racine, WI (US)
- (72) Inventor: **Sean K. Goff**, Breckenridge, CO (US)
- (73) Assignee: **RPS Corporation**, Racine, WI (US)
- (**) Term: **15 Years**
- (21) Appl. No.: **29/527,002**
- (22) Filed: **May 14, 2015**
- (51) **LOC (10) Cl.** **15-05**
- (52) **U.S. Cl.**
USPC **D32/25**
- (58) **Field of Classification Search**
USPC D32/4, 15, 25; 15/180, 28, 49.1, 50.1,
15/87, 179, 88.2, 230, 353; 132/322;
451/285; D4/102, 127, 128; D7/589,
D7/368, 675, 677, 672; D9/434, 447, 728;
D10/64
CPC A47L 11/00; A47L 11/02; A47L 11/283;
A47L 11/164; A47L 11/162; B24B 23/02;
B24B 41/047; A46B 3/00; A46B 13/008
See application file for complete search history.

- 6,457,202 B1 * 10/2002 Torres A46B 7/04
15/18
- D480,185 S * 9/2003 Morgan D32/25
- D480,186 S * 9/2003 Morgan D32/25
- D530,462 S * 10/2006 Davis D32/15
- D631,626 S * 1/2011 Raddick D32/25
- 7,904,989 B1 * 3/2011 Chen B24B 23/02
15/179
- 8,132,287 B2 * 3/2012 Ting A46B 3/00
15/180
- D694,480 S * 11/2013 Thomas D32/15
- D734,108 S * 7/2015 Madden D7/675
- 9,265,397 B2 * 2/2016 Larson A47L 11/283
- 2002/0104177 A1 * 8/2002 Wong A46B 13/008
15/28
- 2003/0126729 A1 * 7/2003 Pierce A47L 11/164
29/90.01

(Continued)

Primary Examiner — Rosemary K Tarcza
Assistant Examiner — Yolanda Robinson
(74) *Attorney, Agent, or Firm* — Quarles & Brady LLP

(57) **CLAIM**
I claim the ornamental design for a floor cleaning implement,
as shown and described.

DESCRIPTION

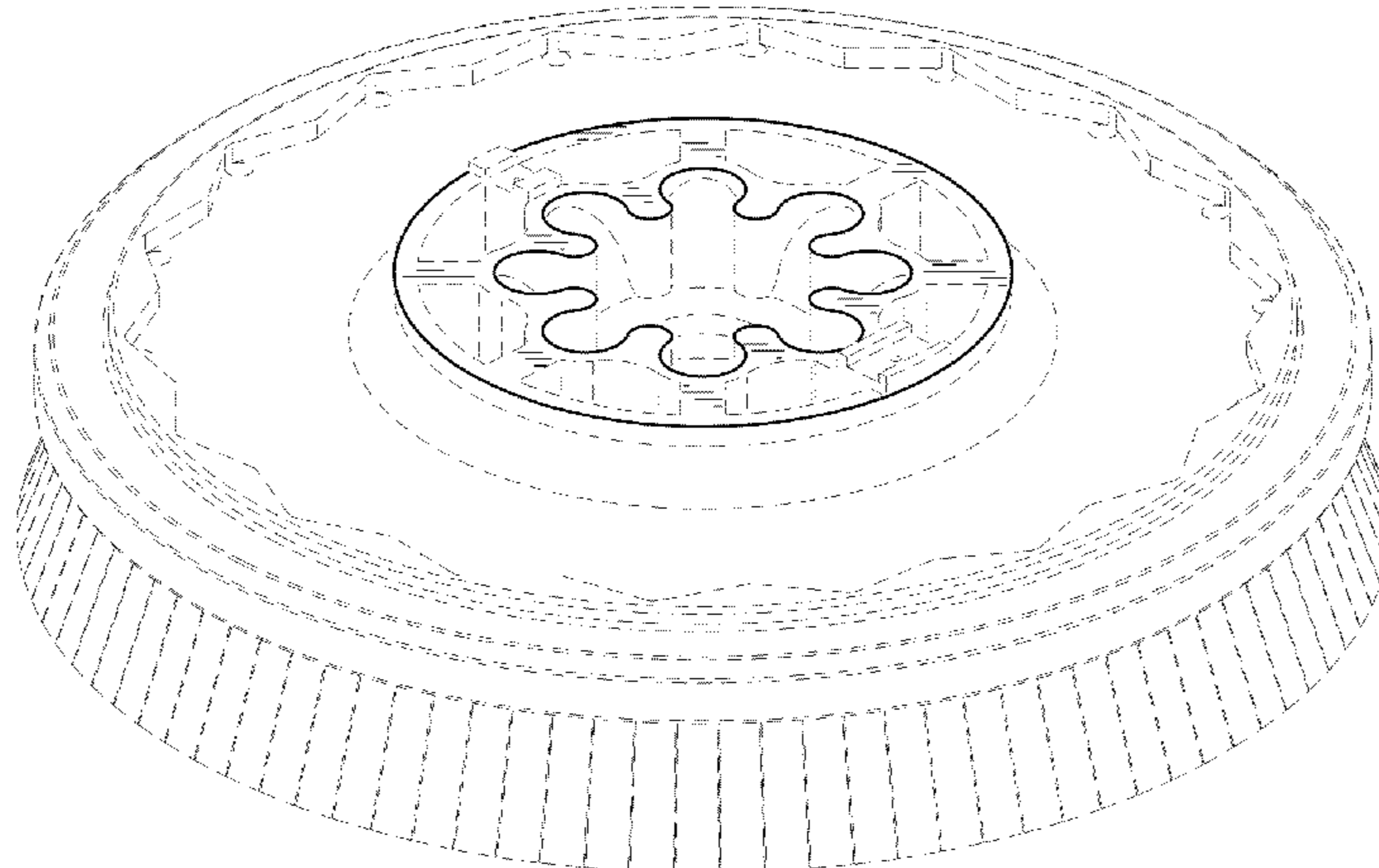
FIG. 1 is a top, front, and left perspective view of a floor cleaning implement according to the design;
FIG. 2 is a left elevational view thereof;
FIG. 3 is a right elevational view thereof;
FIG. 4 is a rear elevational view thereof;
FIG. 5 is a front elevational view thereof;
FIG. 6 is a top plan view thereof;
FIG. 7 is a bottom plan view thereof;
FIG. 8 is a cross-sectional side view thereof taken through line 8-8 of FIG. 6; and,
FIG. 9 is a cross-sectional side view thereof taken through line 9-9 of FIG. 6.
The broken lines shown in the drawings are for the purpose of illustrating unclaimed portions of the floor cleaning implement, and form no part of the claimed design.

1 Claim, 6 Drawing Sheets

(56) **References Cited**

U.S. PATENT DOCUMENTS

- 4,322,920 A * 4/1982 Wells A47L 11/164
15/180
- D307,231 S * 4/1990 Ciaccio D7/354
- 5,052,419 A * 10/1991 Olsen A46B 3/06
132/322
- 5,058,229 A * 10/1991 Plazanet A47L 11/164
15/180
- 5,421,053 A * 6/1995 Chodak A47L 11/164
15/180
- 5,579,554 A * 12/1996 Plazanet A47L 11/4038
15/180
- D391,697 S * 3/1998 Knowlton D32/4
- 6,134,740 A * 10/2000 Torres A46B 7/04
15/180
- D441,927 S * 5/2001 Creecy D32/25



(56)

References Cited

U.S. PATENT DOCUMENTS

2005/0102784	A1*	5/2005	Harris	A46B	13/008	15/180
2006/0021174	A1*	2/2006	Lavender	A47L	11/4038	15/180
2006/0112508	A1*	6/2006	Kuivikko	A46B	7/04	15/180
2008/0216259	A1*	9/2008	Walz	A47L	11/4052	15/49.1
2008/0313833	A1*	12/2008	Shizawa	G11B	23/505	15/88.2
2010/0125966	A1*	5/2010	Stein	A47L	11/16	15/230
2010/0319147	A1*	12/2010	Geurkink	A47L	11/4069	15/49.1
2011/0009037	A1*	1/2011	Suzuki	B24D	13/10	451/285
2013/0232704	A1*	9/2013	Zheng	E01H	5/092	15/78
2015/0216386	A1*	8/2015	Baker	A47L	11/283	15/49.1

* cited by examiner

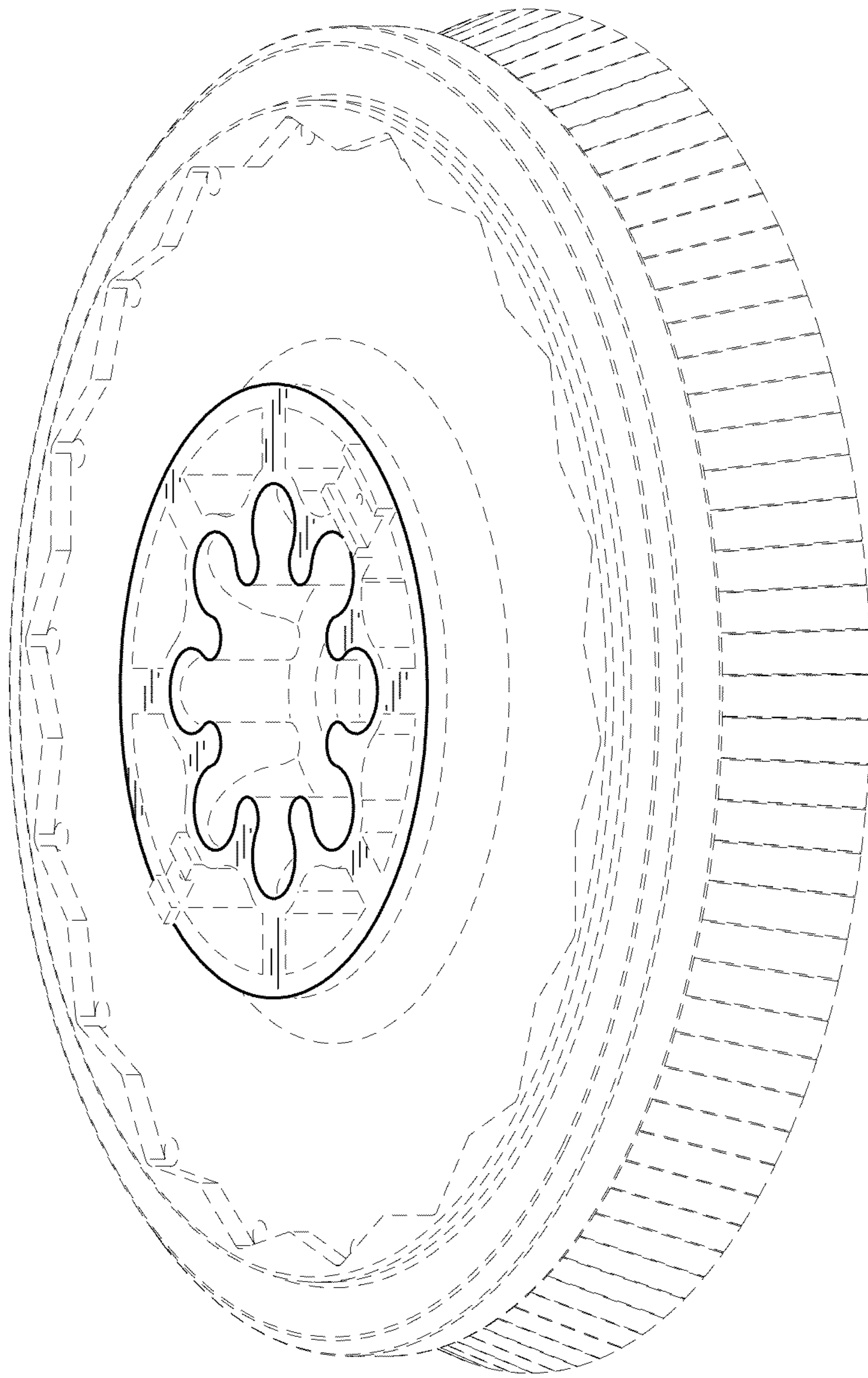


FIG. 1

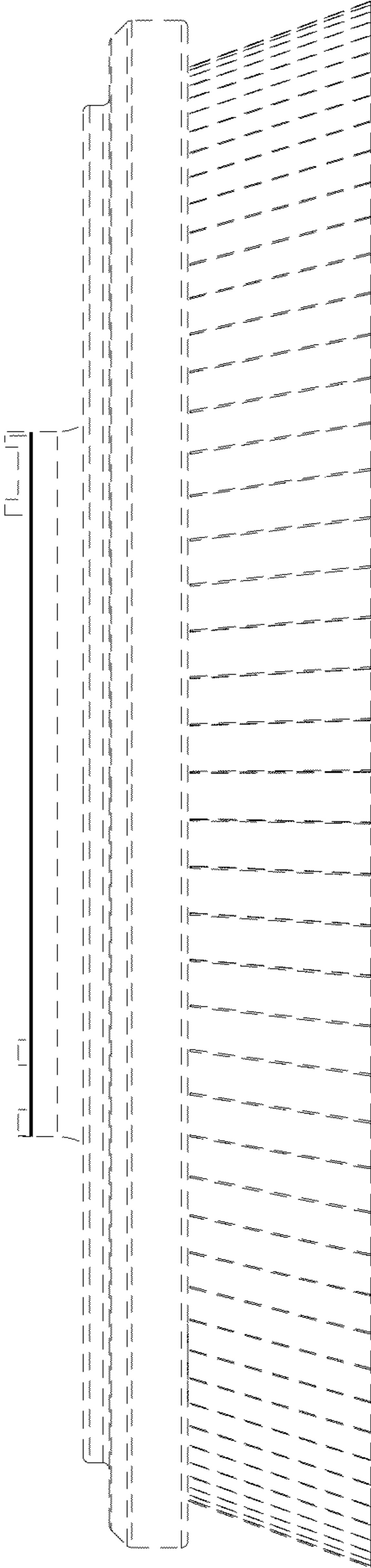


FIG. 2

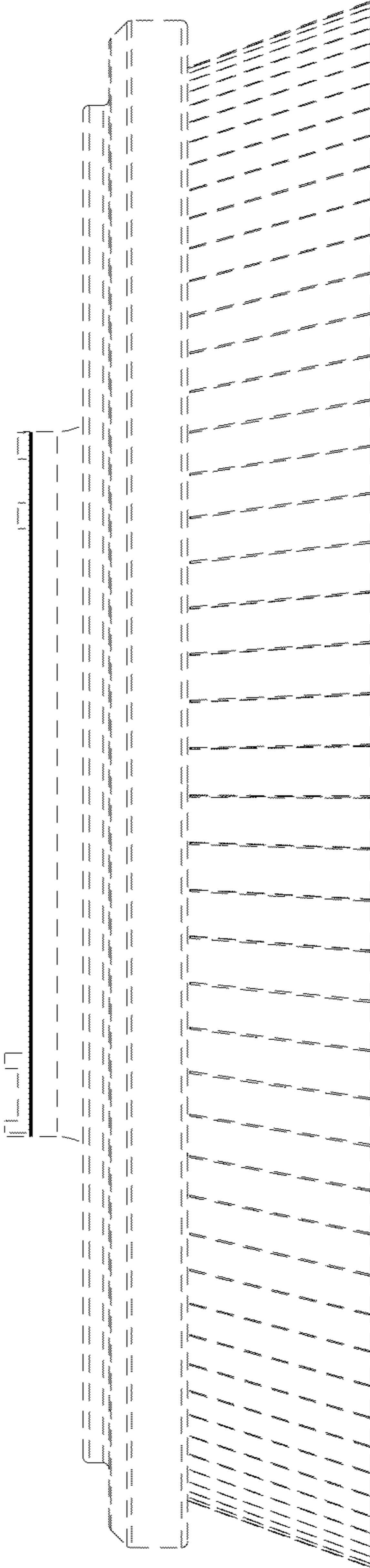


FIG. 3

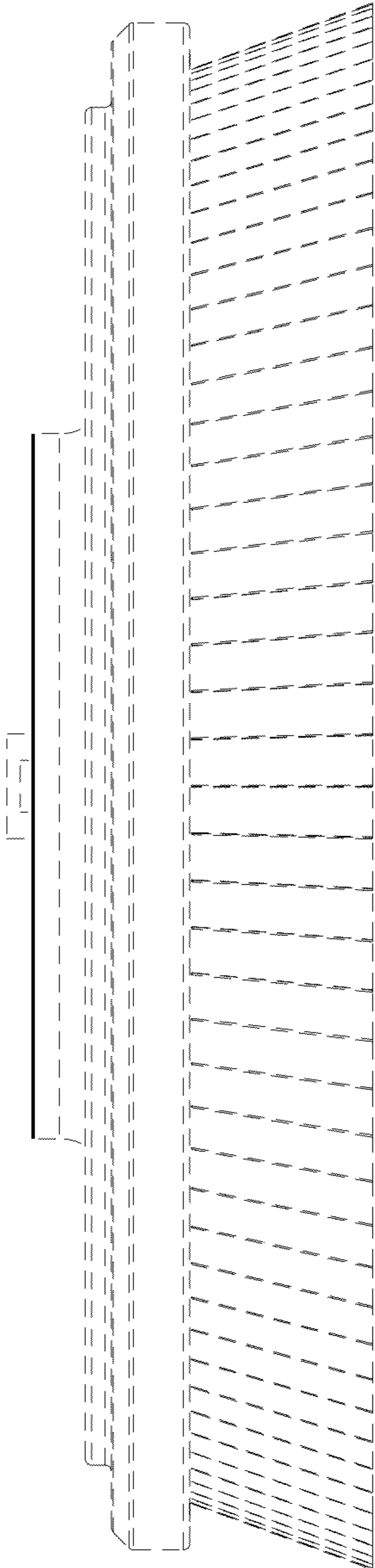


FIG. 4

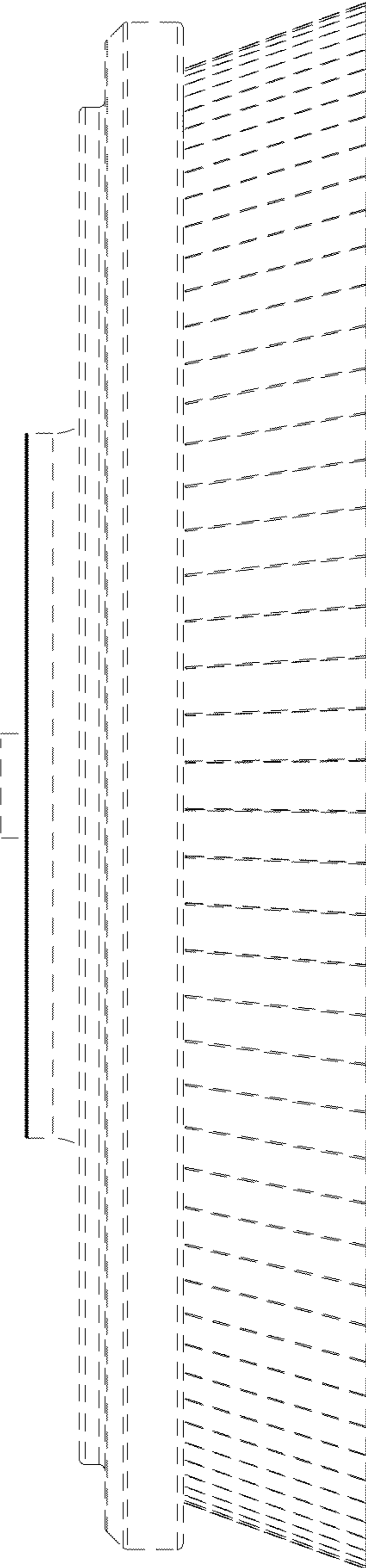


FIG. 5

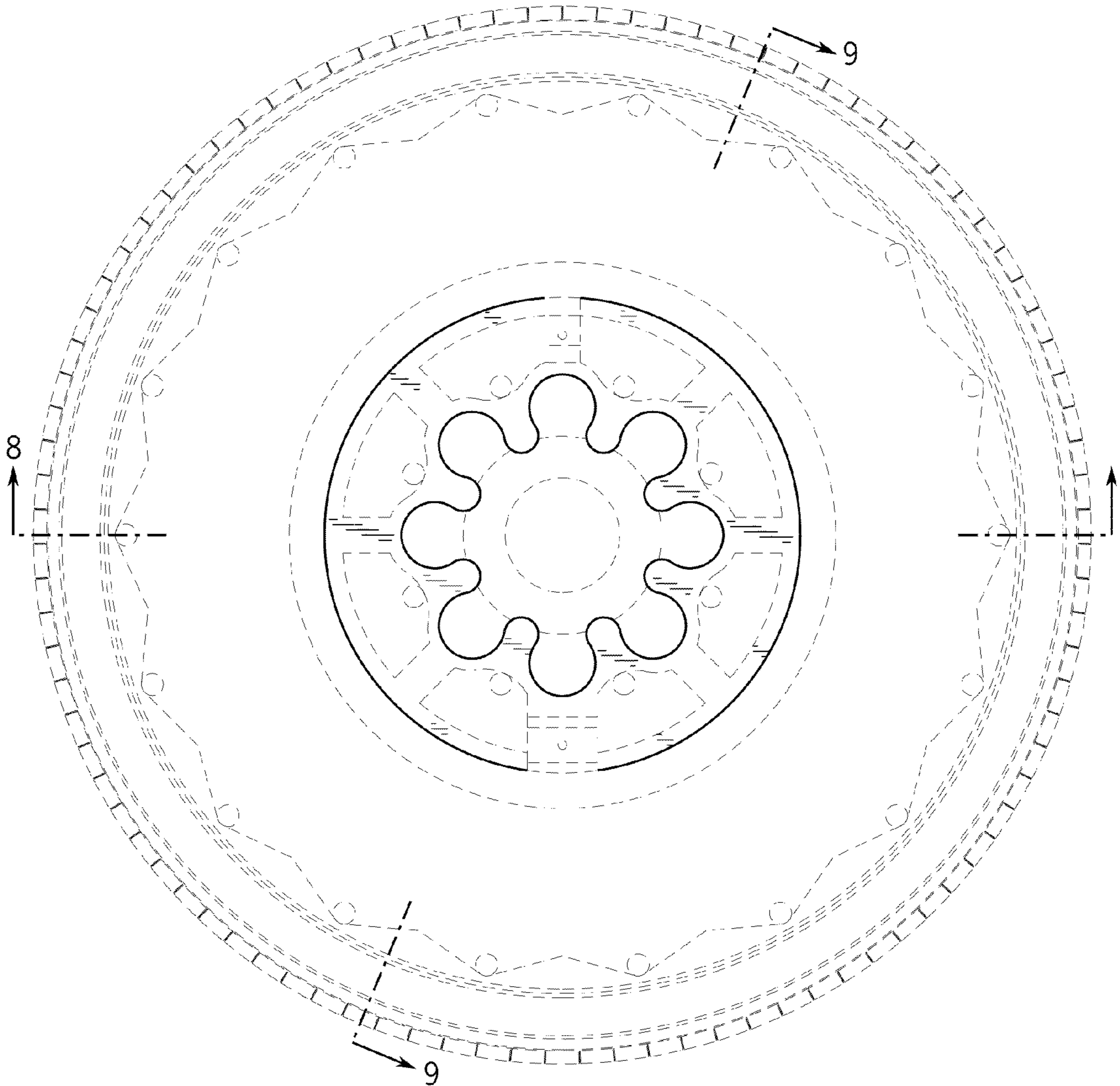


FIG. 6

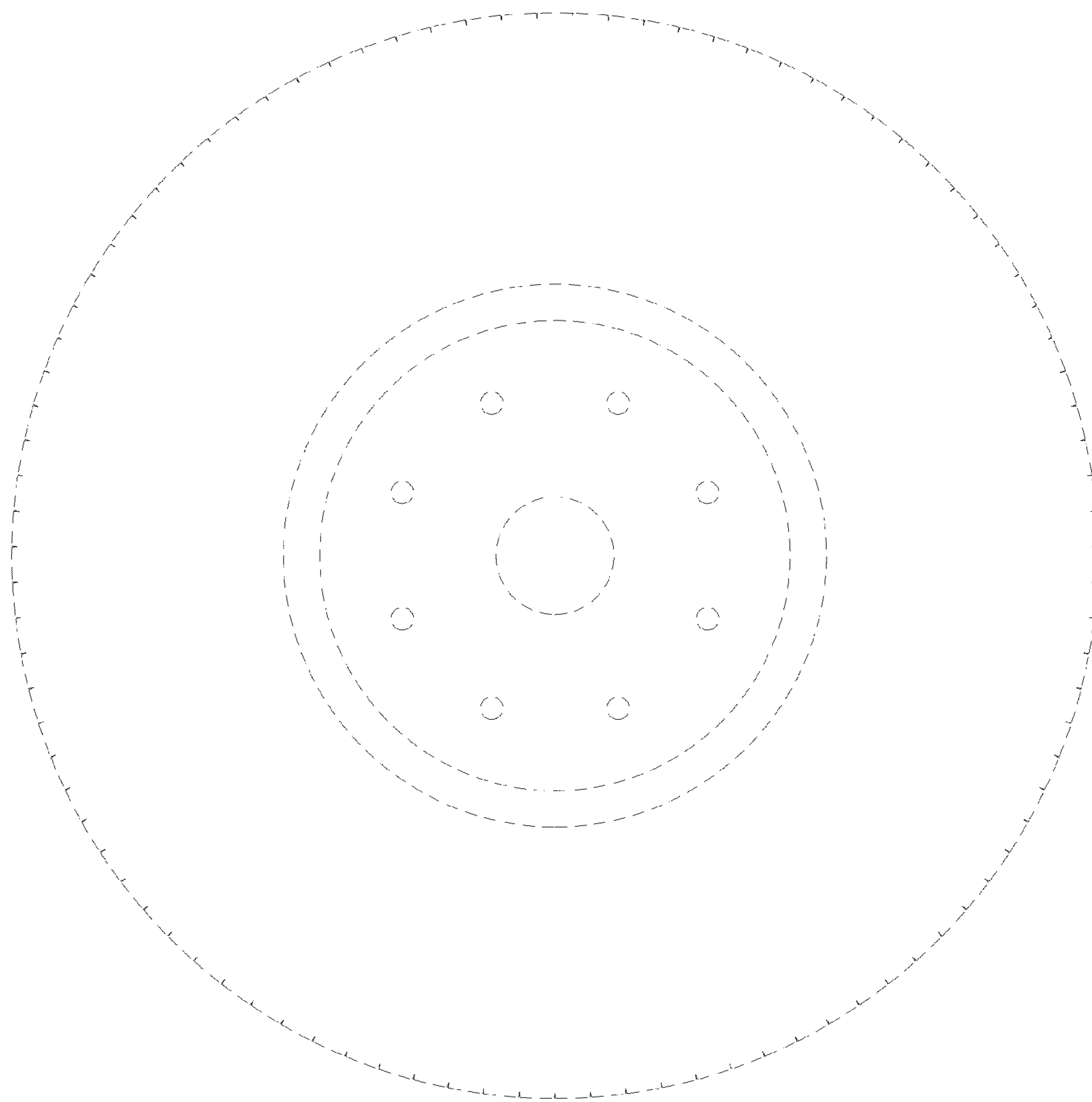


FIG. 7

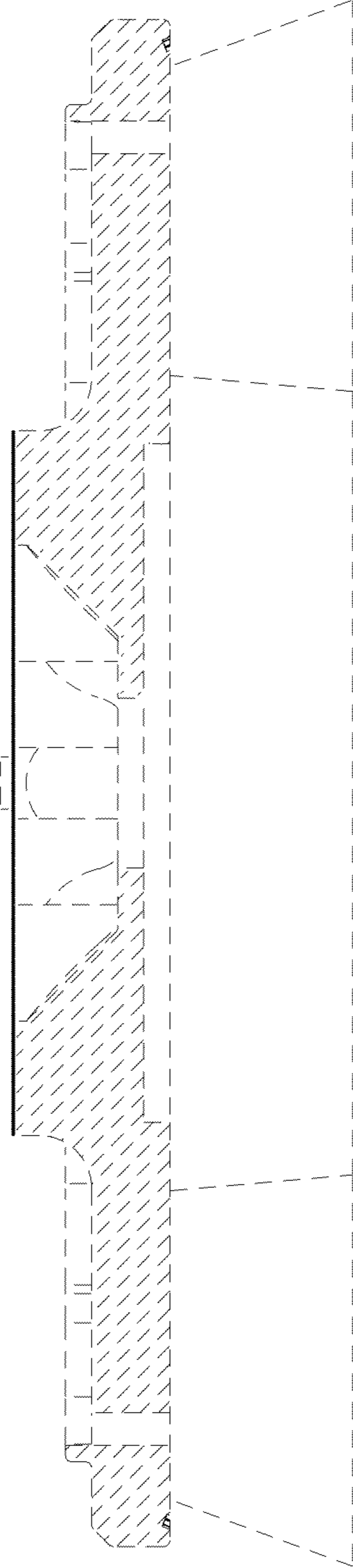


FIG. 8

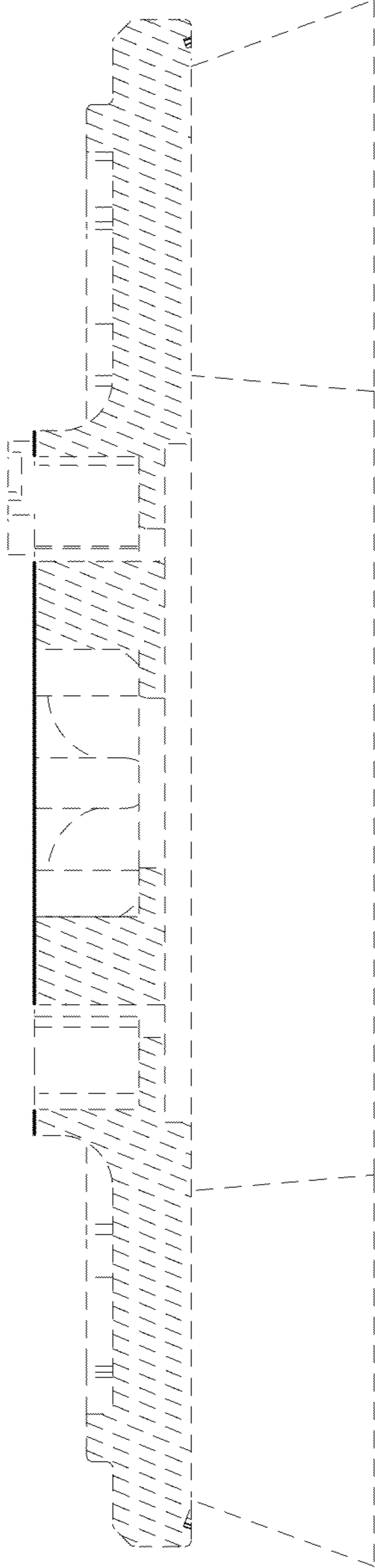


FIG. 9