



US00D759907S

(12) **United States Design Patent**
Weinstein

(10) **Patent No.:** **US D759,907 S**
(45) **Date of Patent:** **** Jun. 21, 2016**

(54) **COMBINATION DOG PLAY AND RESTRAINT UNIT**

(71) Applicant: **Roth Jarrett Weinstein**, Solana Beach, CA (US)

(72) Inventor: **Roth Jarrett Weinstein**, Solana Beach, CA (US)

(**) Term: **14 Years**

(21) Appl. No.: **29/526,649**

(22) Filed: **May 12, 2015**

(51) **LOC (10) Cl.** **21-02**

(52) **U.S. Cl.**
USPC **D30/160**

(58) **Field of Classification Search**
USPC D30/160, 144, 151; D21/722
CPC A63B 59/20; A63B 59/30
See application file for complete search history.

(56) **References Cited**

U.S. PATENT DOCUMENTS

D424,640	S	*	5/2000	Oblack	D21/722
6,076,829	A	*	6/2000	Oblack	A63B 59/20 124/5
6,477,745	B2	*	11/2002	Strebl	A63B 59/20 24/11 R
D484,938	S	*	1/2004	Tu	D21/789
D554,717	S	*	11/2007	McKinnell	D21/722
7,686,001	B2	*	3/2010	Fitt	A63B 59/20 124/5

D630,277	S	*	1/2011	McKinnell	D21/722
D634,489	S	*	3/2011	Page	D21/722
D637,248	S	*	5/2011	Levin	D21/722
D640,338	S	*	6/2011	Oblack	D21/722
D655,359	S	*	3/2012	Thorogood	D21/722
D666,686	S	*	9/2012	Burger	D21/722
D674,851	S	*	1/2013	Osborne	D21/722

* cited by examiner

Primary Examiner — Mitchell Siegel

(74) *Attorney, Agent, or Firm* — Douglas A. Pinnow

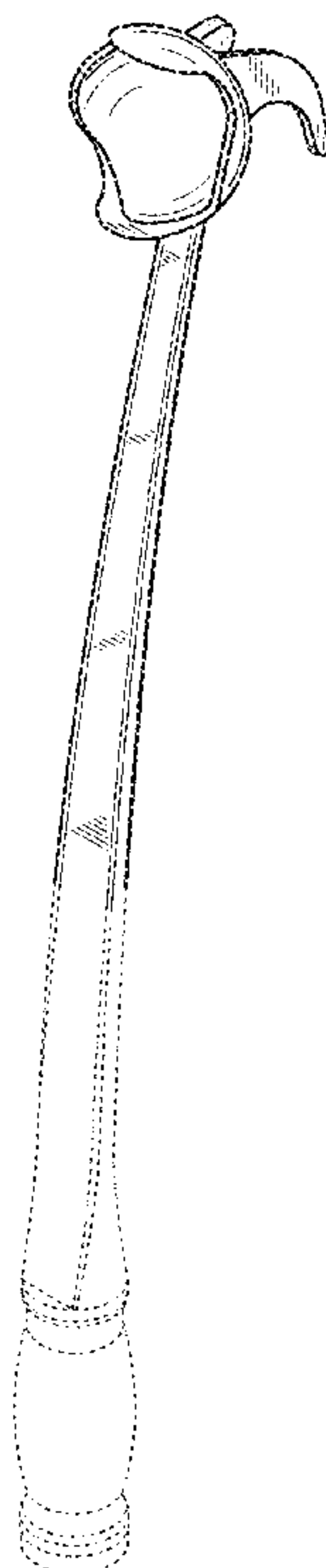
(57) **CLAIM**

The design for a combination dog play and restraint unit, as shown and described.

DESCRIPTION

FIG. 1 is an upper right front perspective view of a dog play and restraint unit;
 FIG. 2 is an upper left rear perspective view of a dog play and restraint unit;
 FIG. 3 is a front elevational view of a dog play and restraint unit;
 FIG. 4 is a right side elevational view of a dog play and restraint unit, the left side is a mirror image thereof;
 FIG. 5 is a rear elevational view of a dog play and restraint unit;
 FIG. 6 is a top plan view of a dog play and restraint unit; and,
 FIG. 7 is a bottom plan view of a dog play and restraint unit.
 The broken line showing of the lower portion of the shaft and the handle is included for the purpose of illustrating and forms no part of the claimed design.

1 Claim, 2 Drawing Sheets



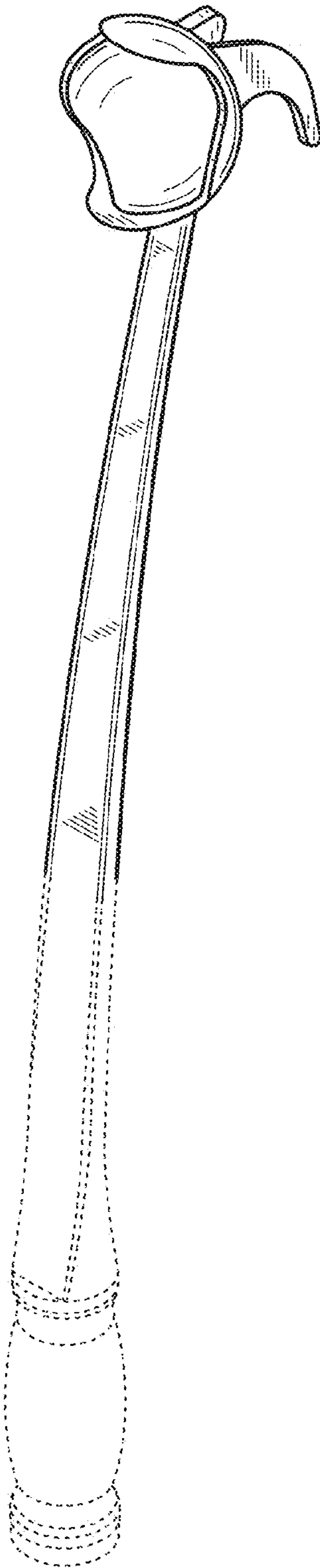


FIG. 1

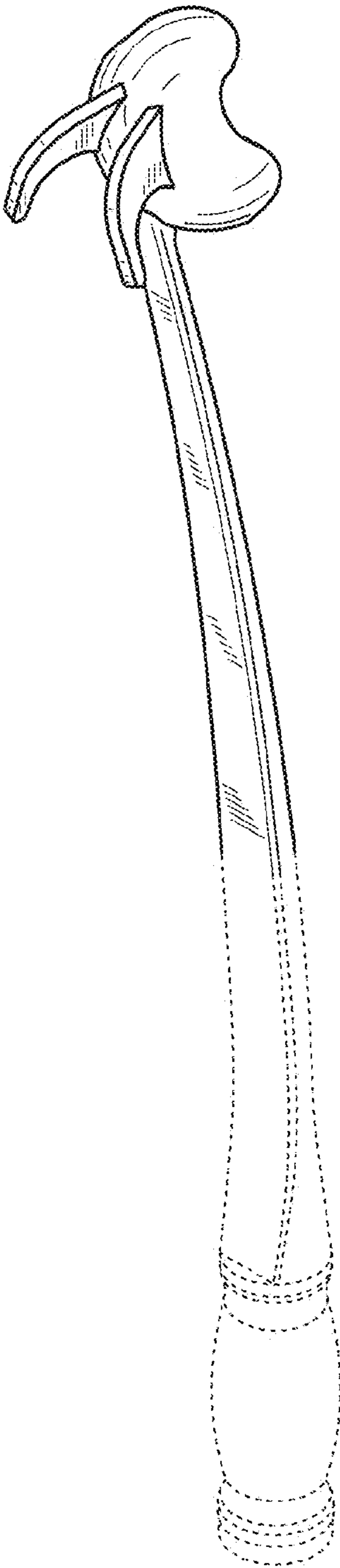


FIG. 2

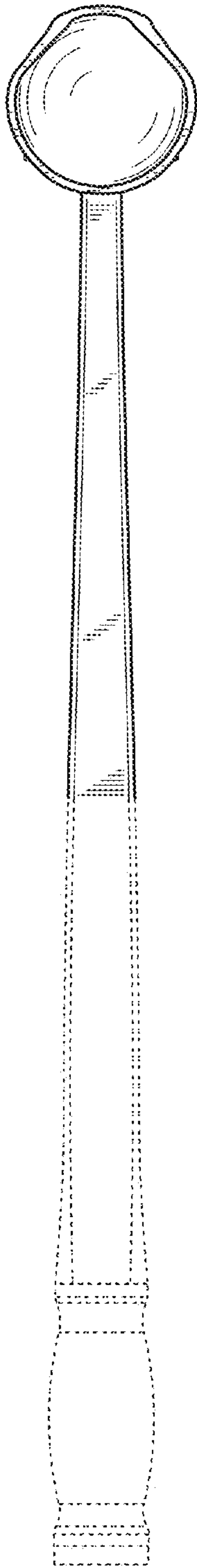


FIG. 3

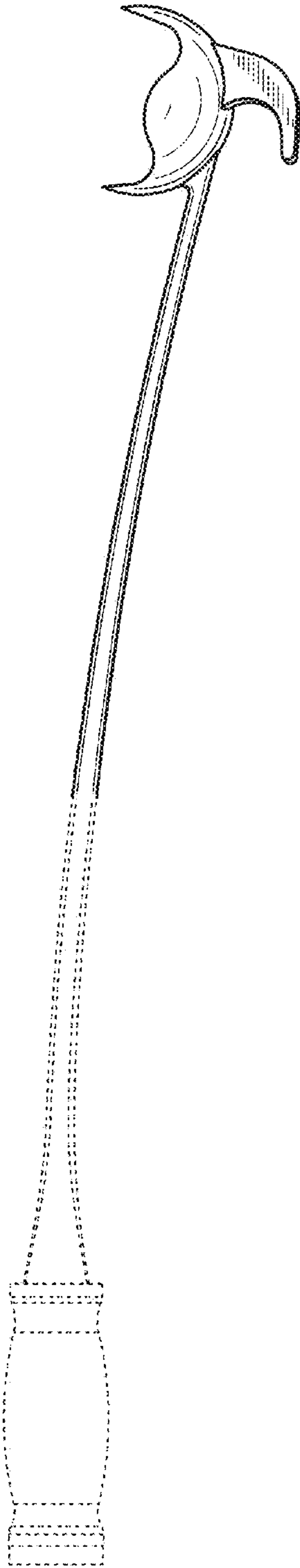


FIG. 4

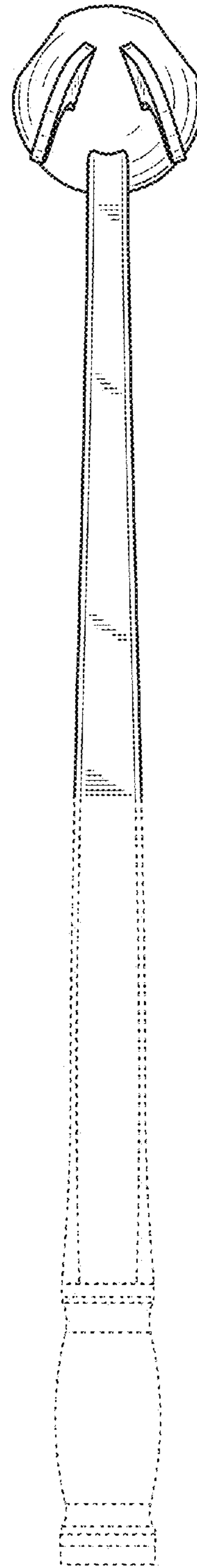


FIG. 5

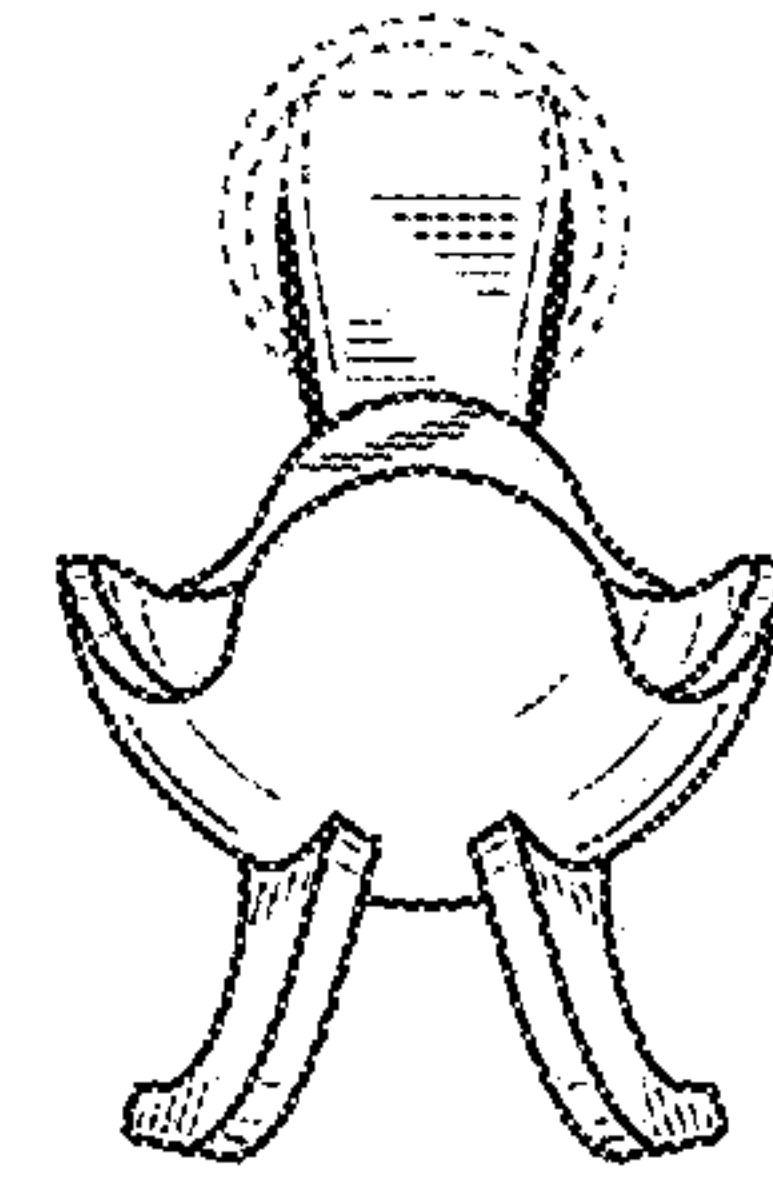


FIG. 6

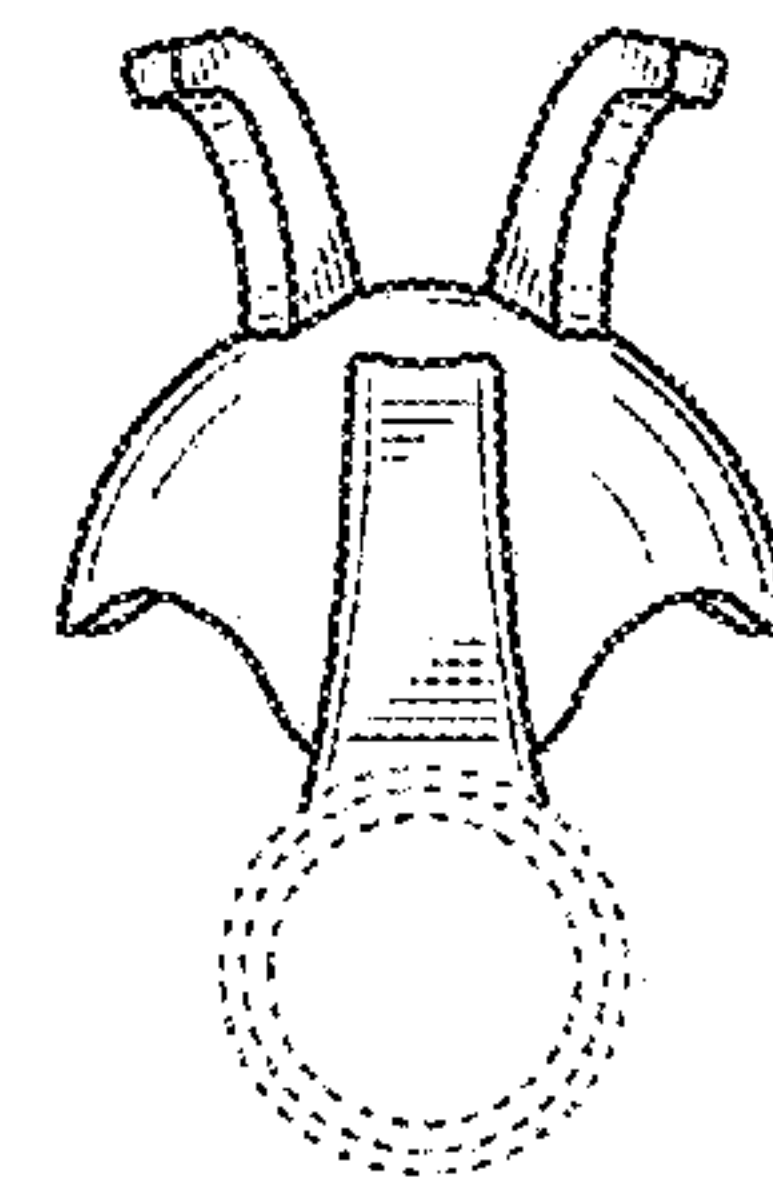


FIG. 7