



US00D759903S

(12) **United States Design Patent**
Justiniano

(10) **Patent No.:** **US D759,903 S**
(45) **Date of Patent:** **** Jun. 21, 2016**

- (54) **GAZEBO FOR PETS**
- (71) Applicant: **Dennis Justiniano**, Lowell, MA (US)
- (72) Inventor: **Dennis Justiniano**, Lowell, MA (US)
- (**) Term: **14 Years**
- (21) Appl. No.: **29/510,928**
- (22) Filed: **Dec. 4, 2014**
- (51) **LOC (10) Cl.** **30-02**
- (52) **U.S. Cl.**
USPC **D30/112; D25/32**
- (58) **Field of Classification Search**
USPC D30/108, 110–112, 114, 116, 119,
D30/124–128, 199; 119/174, 246, 269,
119/300–311, 319, 416–419, 421, 428–429,
119/430–435, 452, 459, 467, 474, 482, 487,
119/494–495, 498–499, 500–503, 516;
D25/1, 22, 32, 38.1, 39, 100; D21/507,
D21/511; 52/79.4, 82
CPC A01K 1/00; A01K 1/02; A01K 1/03;
A01K 1/033; A01K 1/031; A01K 1/035;
A01K 1/0245; A01K 1/0356; A01K 29/00;
A01K 31/18; A01K 63/003; E04B 7/00;
E04B 7/06; E04H 1/12; E04H 1/1205; E04C
3/06
See application file for complete search history.

D306,761 S *	3/1990	Caraco	D25/1
D312,107 S	11/1990	Ostberg		
5,120,262 A	6/1992	Caine		
D335,002 S	4/1993	Read et al.		
D357,769 S *	4/1995	Connelly	52/82
5,423,709 A	6/1995	Summers		
D360,494 S	7/1995	Therriault		
D370,313 S *	5/1996	Nottingham	D30/111
D381,706 S	7/1997	Norton		
D386,836 S *	11/1997	Hunt	D30/124
5,964,189 A	10/1999	Northrop et al.		
D450,891 S	11/2001	Hongo et al.		
6,349,511 B1 *	2/2002	McAlpin	E04C 3/06 52/82
D460,220 S	7/2002	Clayton		
D471,327 S *	3/2003	Kuelbs	D30/125
6,758,167 B1	7/2004	Edelinski		
D504,728 S	5/2005	Senn		
D555,293 S	11/2007	Gourkow		

(Continued)

Primary Examiner — Cathy Anne MacCormac
(74) *Attorney, Agent, or Firm* — Thomas P. O’Connell;
O’Connell Law Firm

(57) **CLAIM**
I claim the ornamental design for a gazebo for pets, as shown
and described.

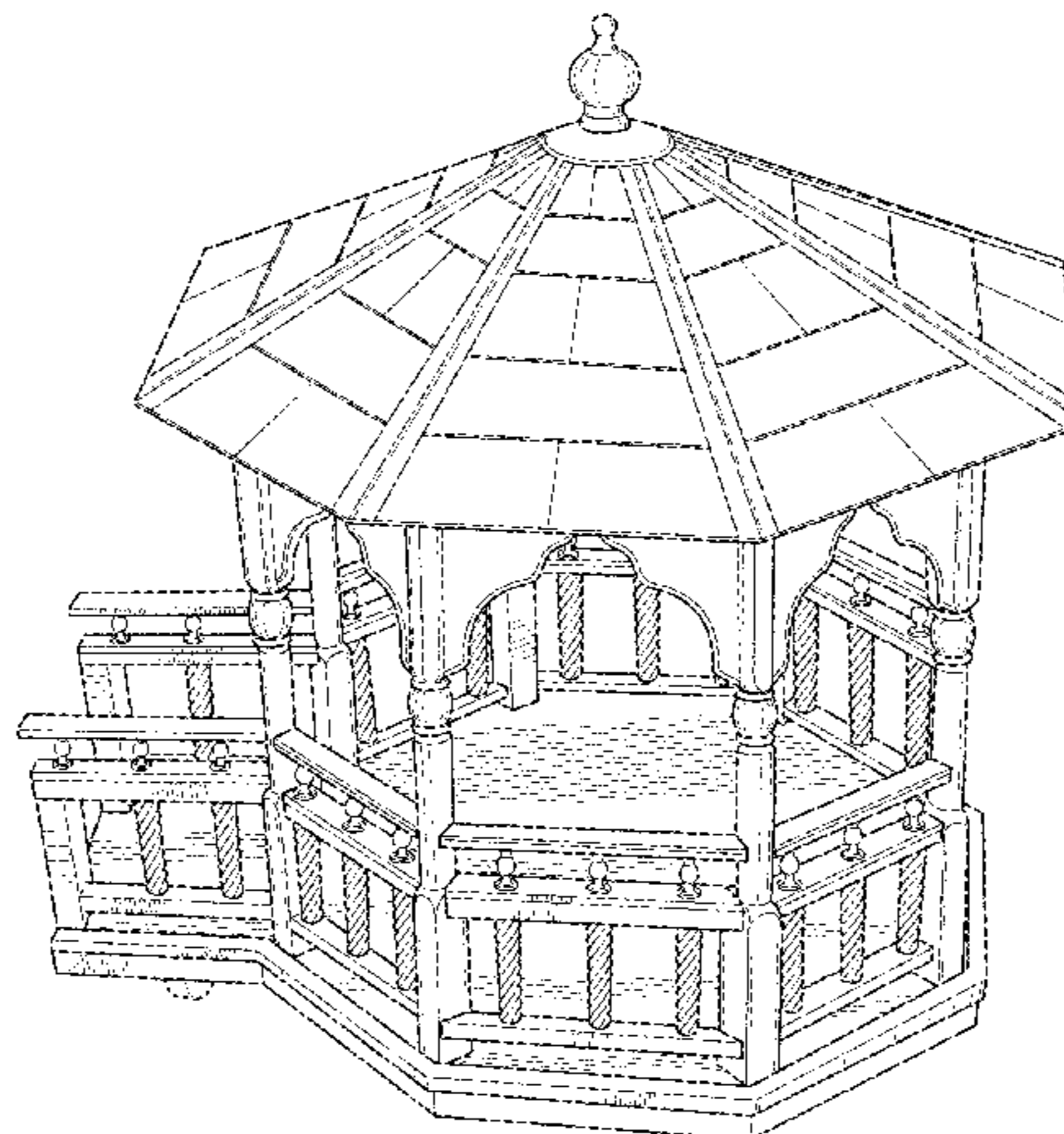
DESCRIPTION

FIG. 1 is a perspective view of the gazebo for pets;
FIG. 2 is a left side elevational view thereof;
FIG. 3 is a right side elevational view thereof;
FIG. 4 is a front elevational view thereof;
FIG. 5 is a rear elevational view thereof;
FIG. 6 is a bottom plan view thereof;
FIG. 7 is a top plan view thereof;
FIG. 8 is an exploded perspective view thereof with the roof
removed;
FIG. 9 is another perspective view thereof coupled to a home
for pets; and,
FIG. 10 is another front elevational view of FIG. 9.
The broken lines depict environmental subject matter, are
shown for illustrative purposes only, and form no part of the
claimed design.

1 Claim, 10 Drawing Sheets

(56) **References Cited**
U.S. PATENT DOCUMENTS

D196,564 S *	10/1963	Miller	D25/32
D215,607 S *	10/1969	Whiteside	D30/125
4,173,855 A *	11/1979	Raptoplous	A47K 3/28 52/82
D255,158 S *	5/1980	Hanaford	D25/32
4,426,814 A *	1/1984	Stuhmer	E04H 1/1205 52/82
4,739,594 A *	4/1988	Langford	E04H 1/1205 52/79.4
D296,593 S *	7/1988	Alpert	D25/1
4,803,952 A	2/1989	Houser		
D305,070 S *	12/1989	Dalton	D25/152



(56)

References Cited

U.S. PATENT DOCUMENTS

7,337,748 B1 3/2008 Morris
D604,016 S 11/2009 Langston
D605,780 S * 12/2009 Uffner D25/32
D611,204 S 3/2010 Slater
D612,105 S * 3/2010 Capalbo D30/110
D619,768 S 7/2010 Raheb
D640,015 S 6/2011 Birck
7,963,072 B2 * 6/2011 Anderson E04H 1/12
52/82

8,069,820 B2 12/2011 Anderson et al.
D658,816 S 5/2012 Lee et al.
D664,718 S 7/2012 Lee et al.
D678,961 S 3/2013 Tsuchiya
D685,538 S 7/2013 Watts
D699,372 S 2/2014 Donnelly et al.
2005/0051108 A1 3/2005 Syrigos et al.
2005/0072364 A1 4/2005 Kerrigan
2007/0204551 A1 * 9/2007 Izardel E04B 7/105
52/639

* cited by examiner




FIG. 1

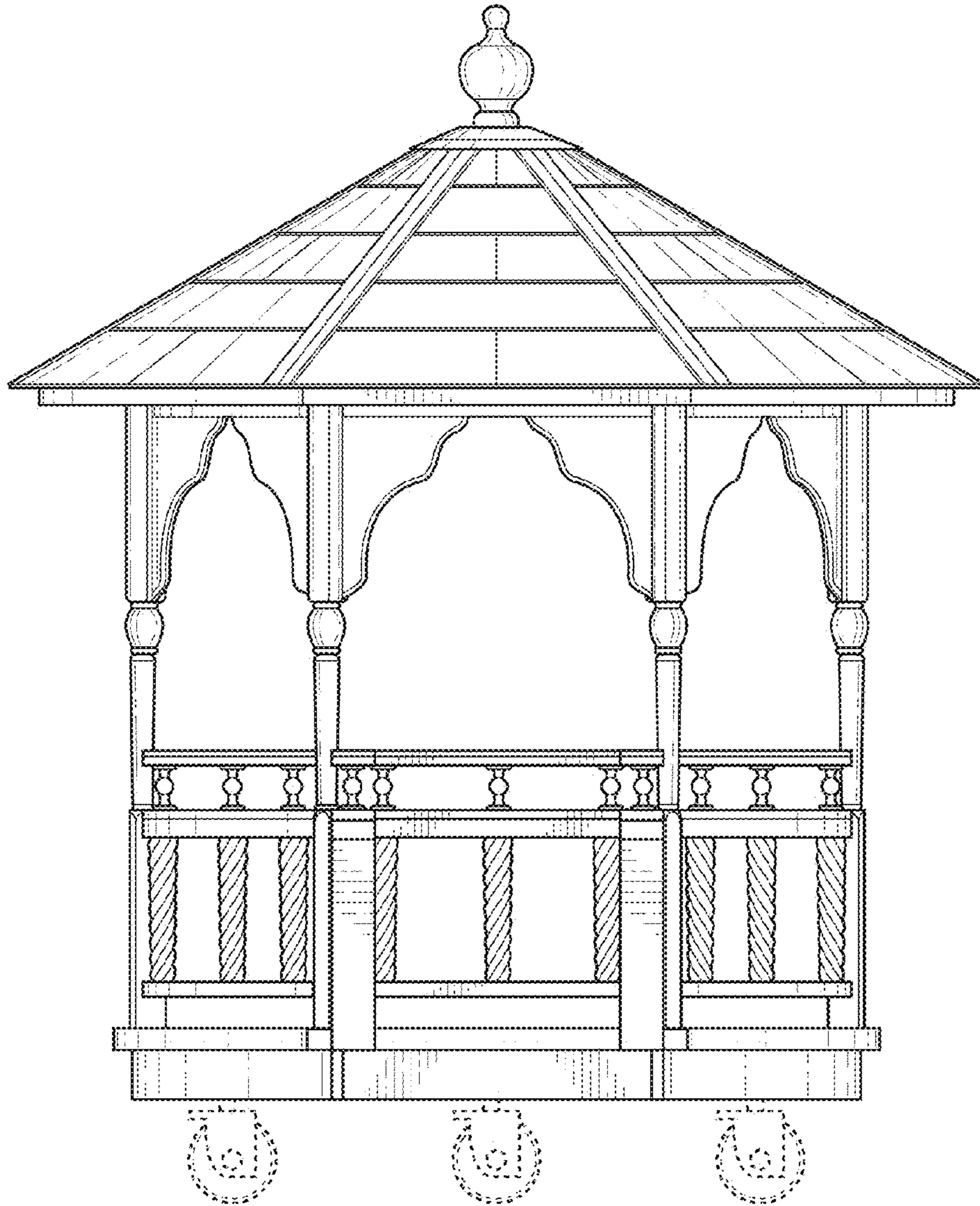


FIG. 2

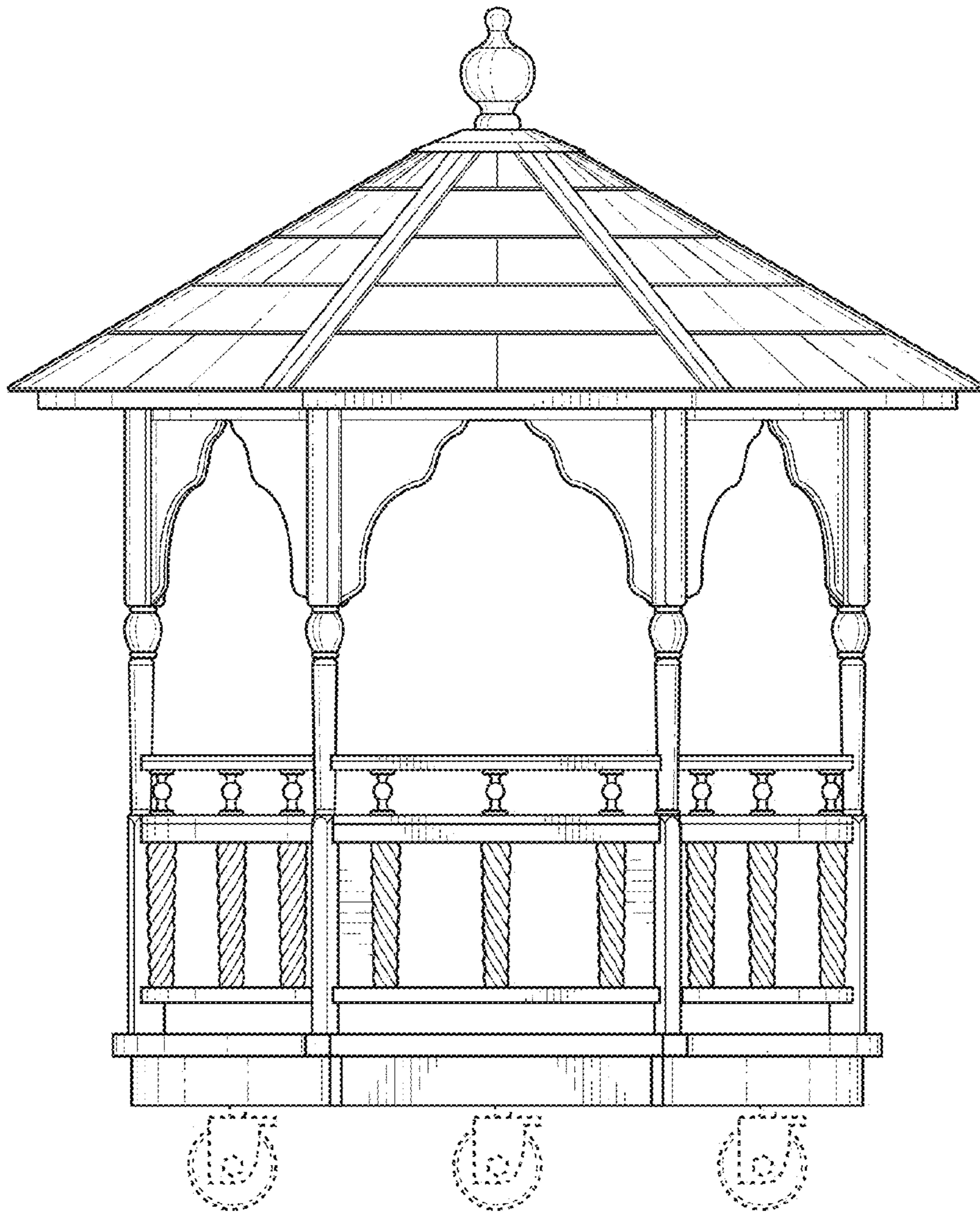


FIG. 3

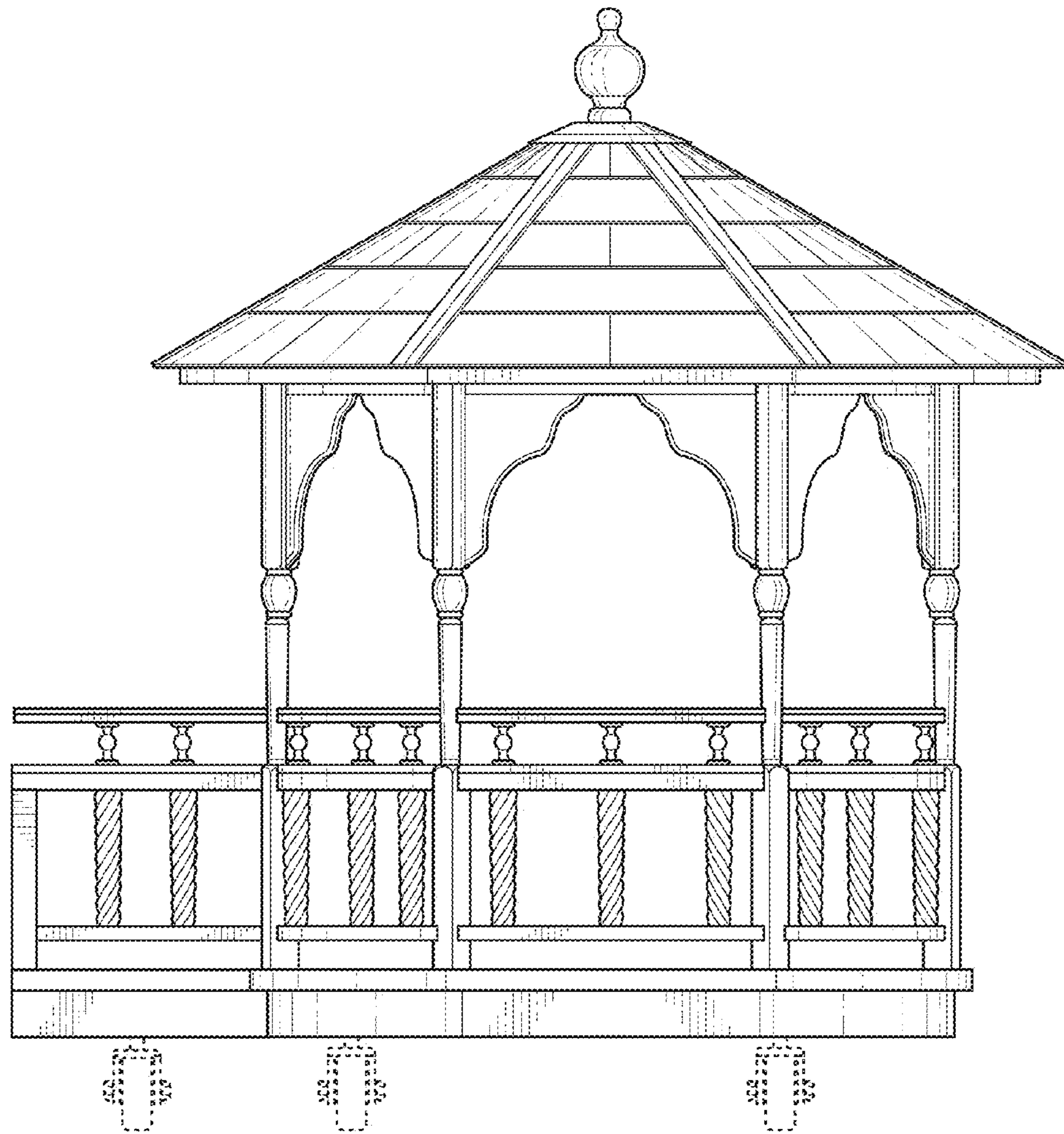


FIG. 4

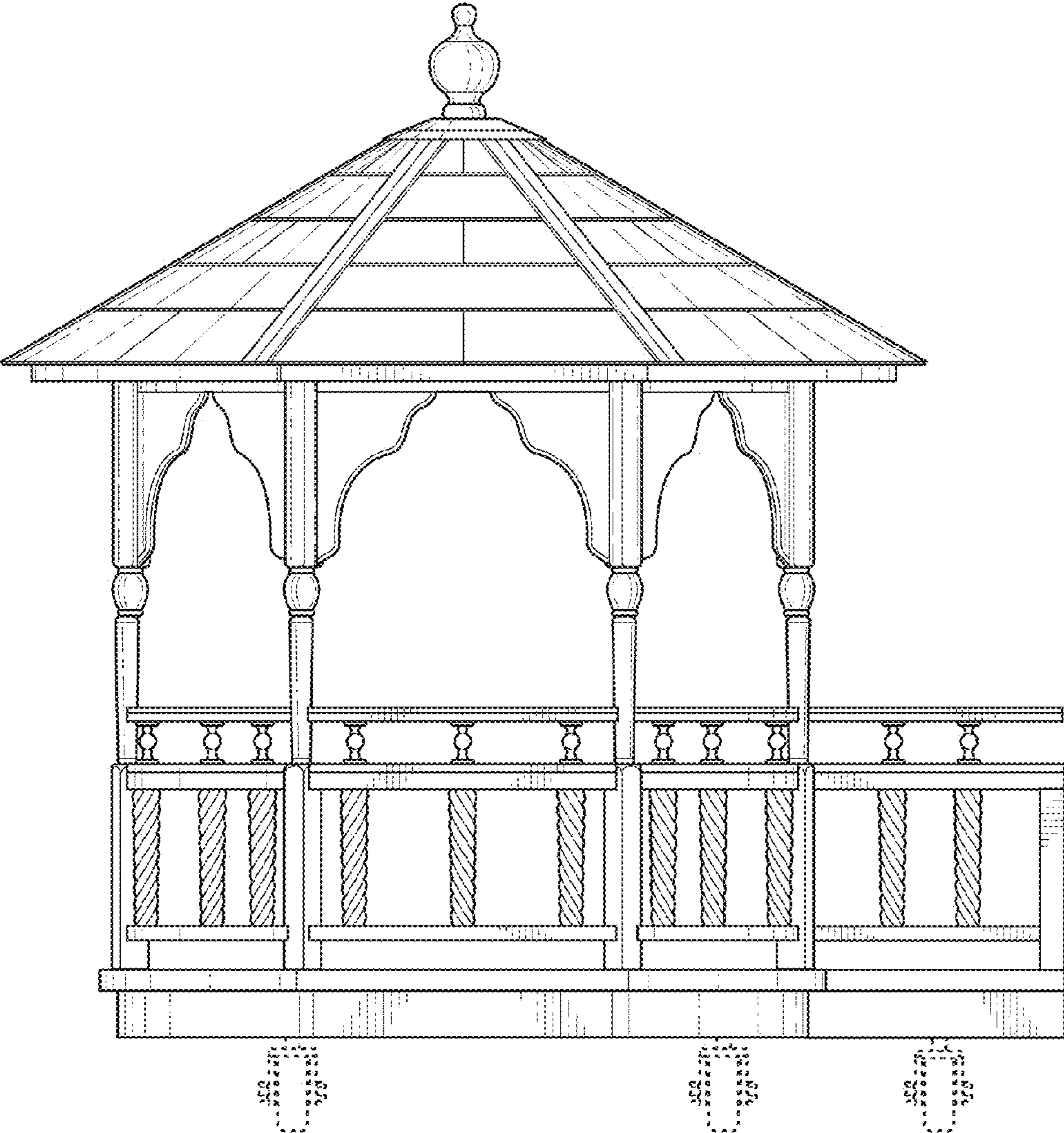


FIG. 5

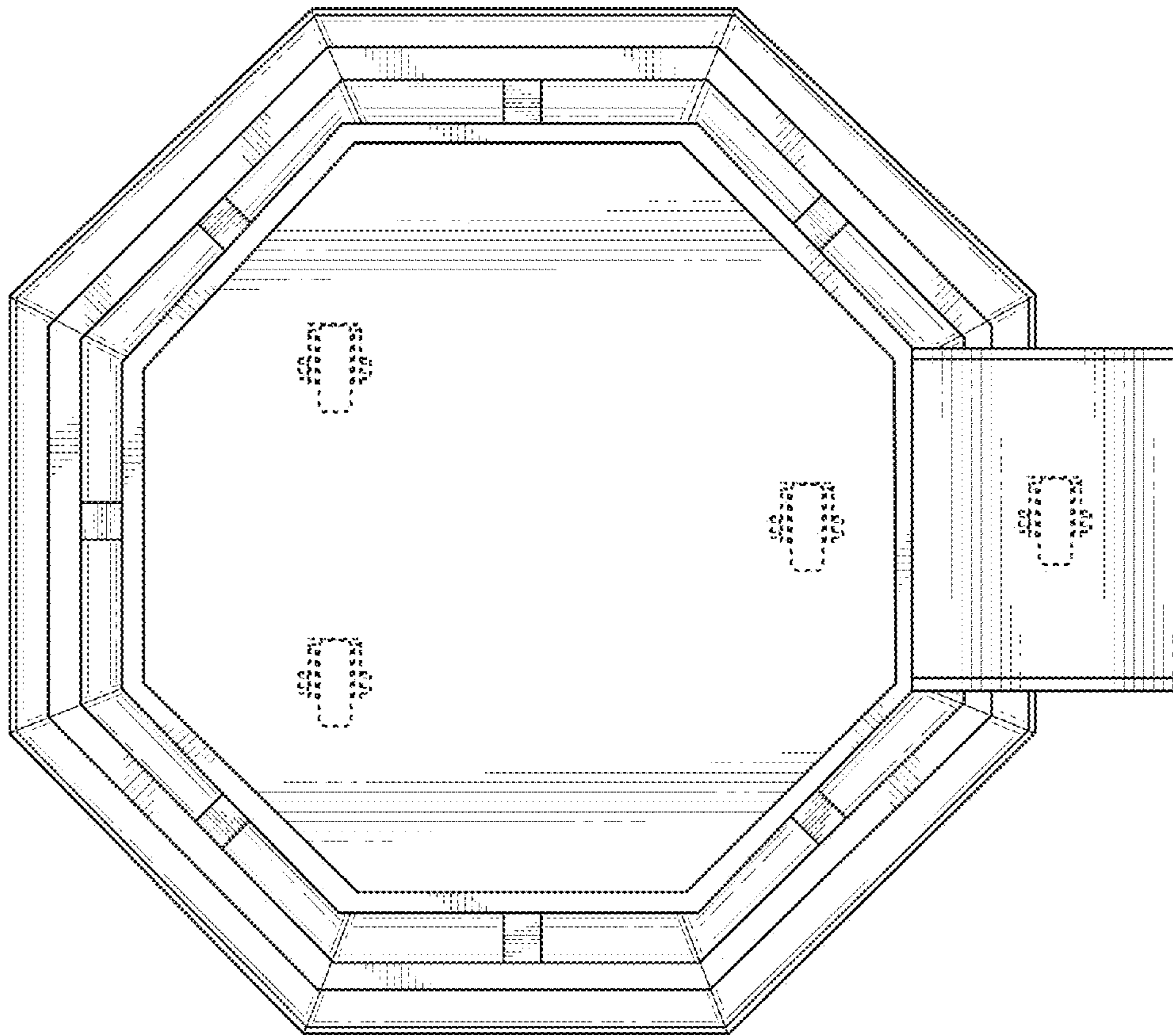


FIG. 6

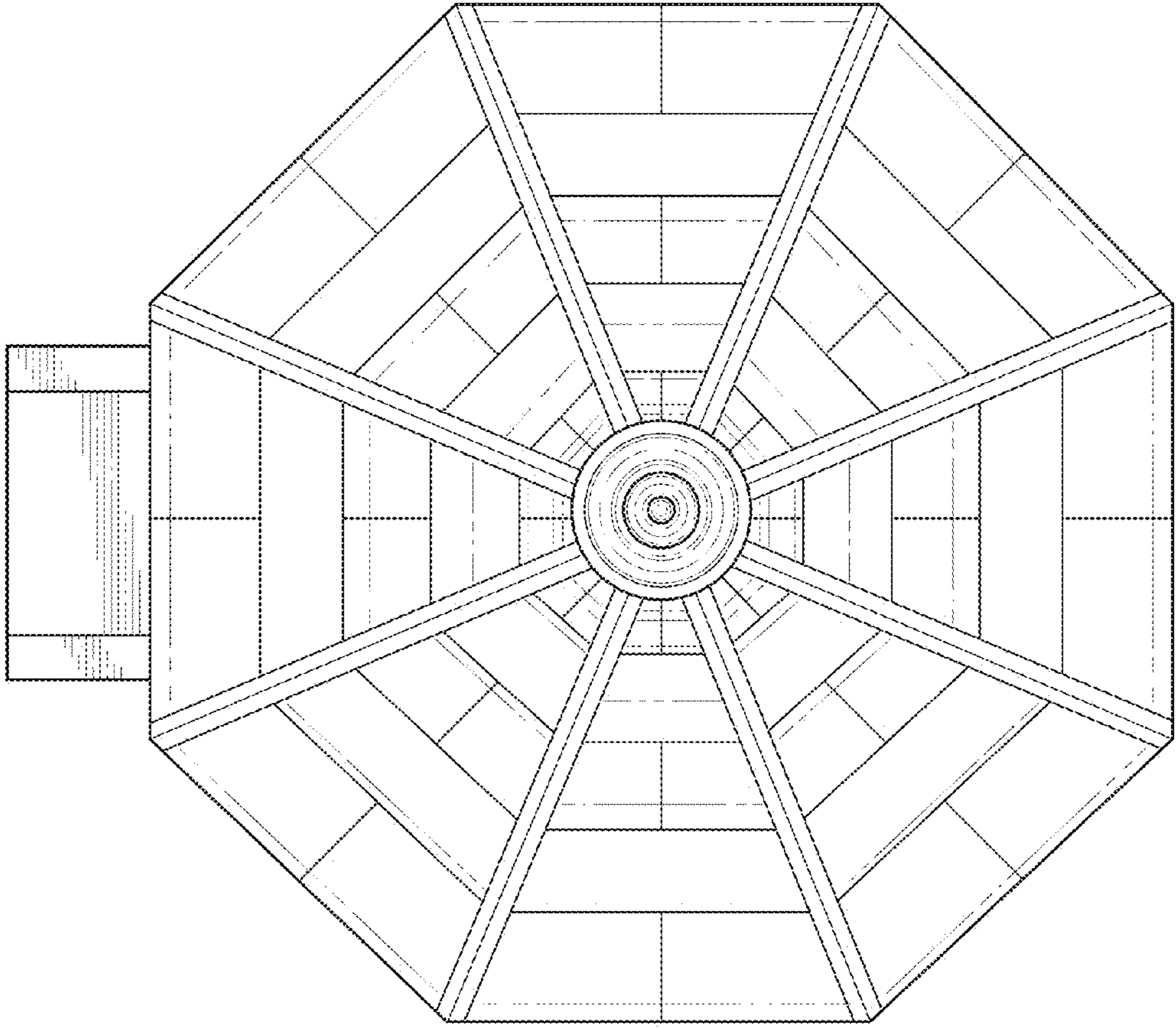


FIG. 7

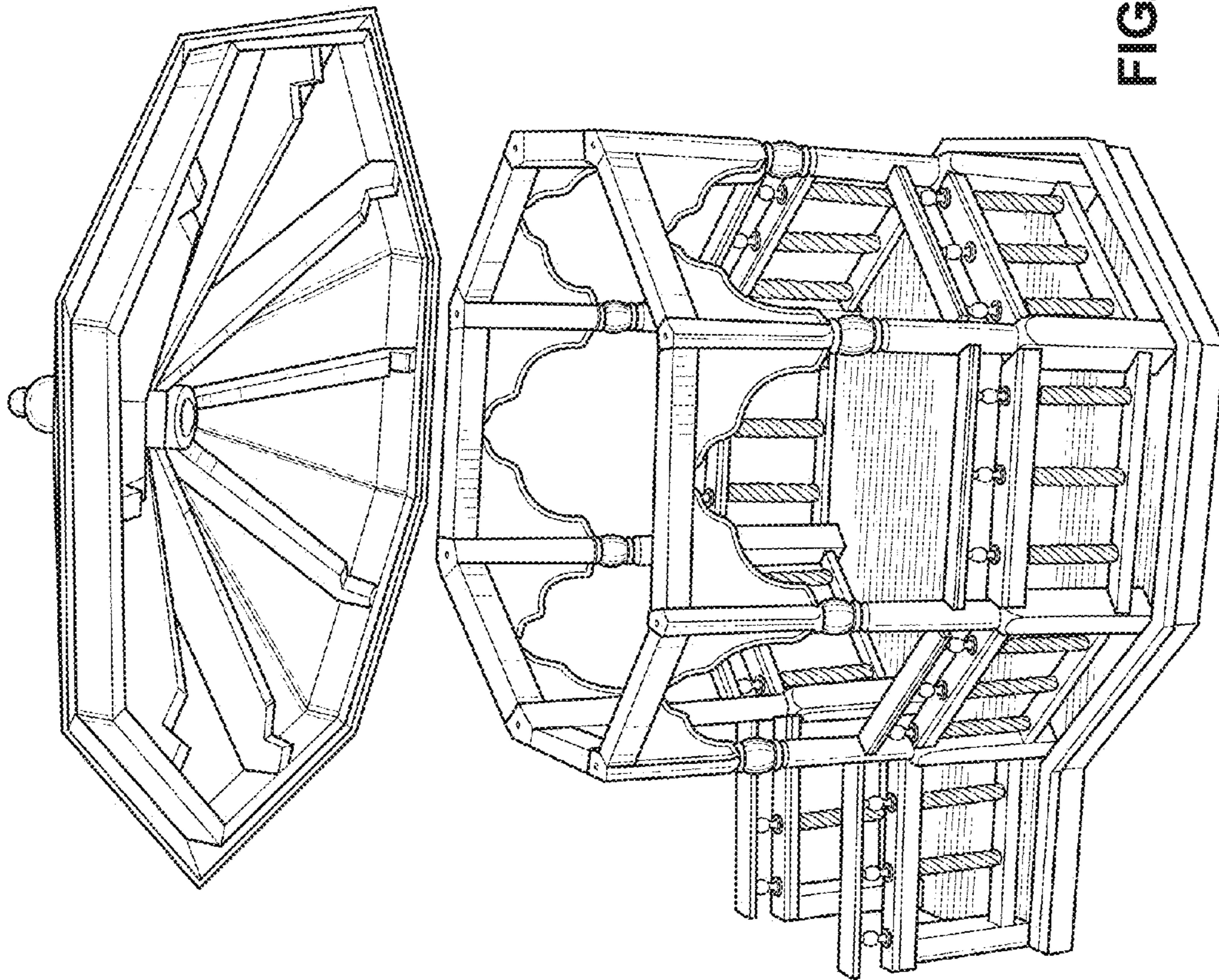


FIG. 8

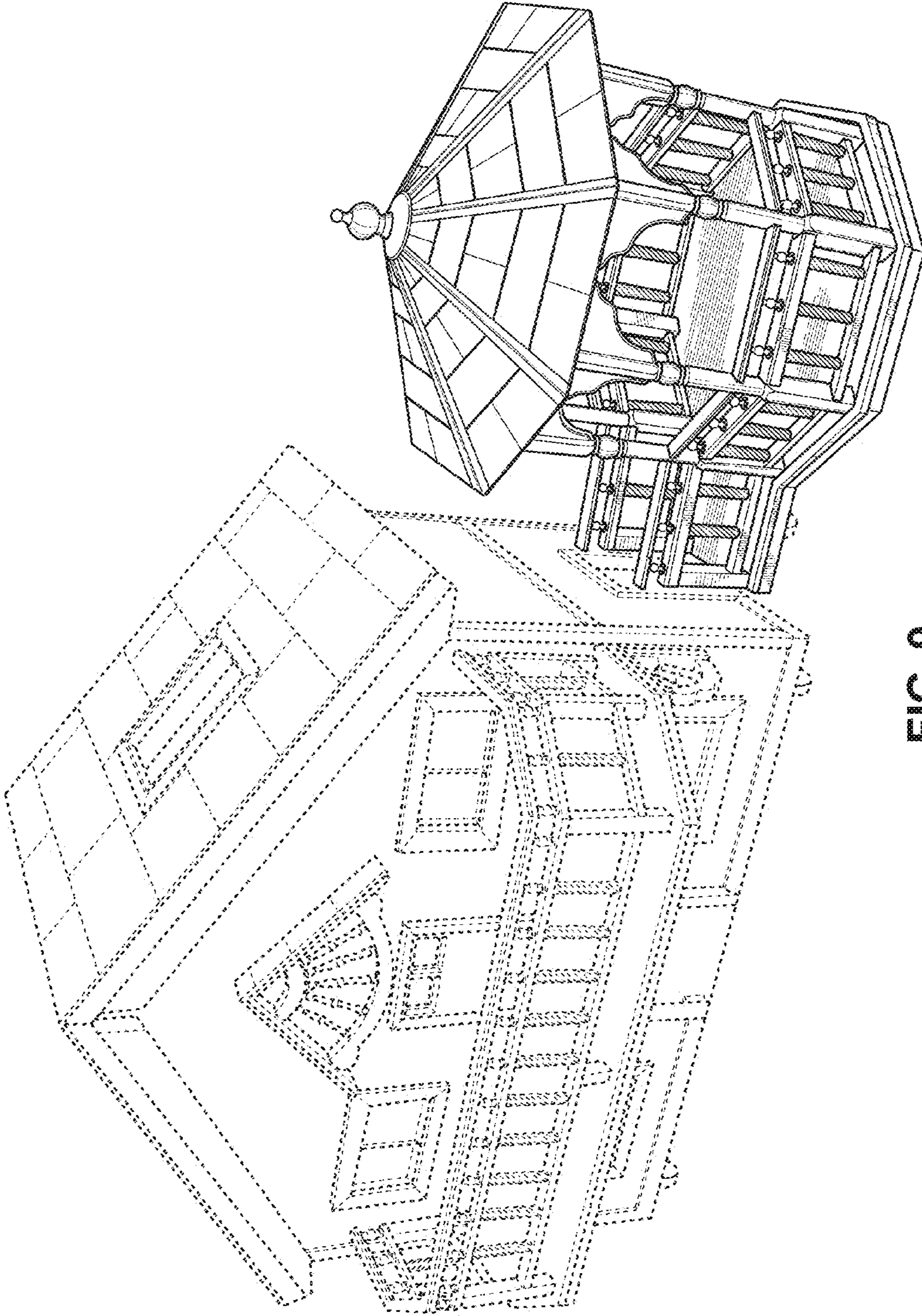


FIG. 9

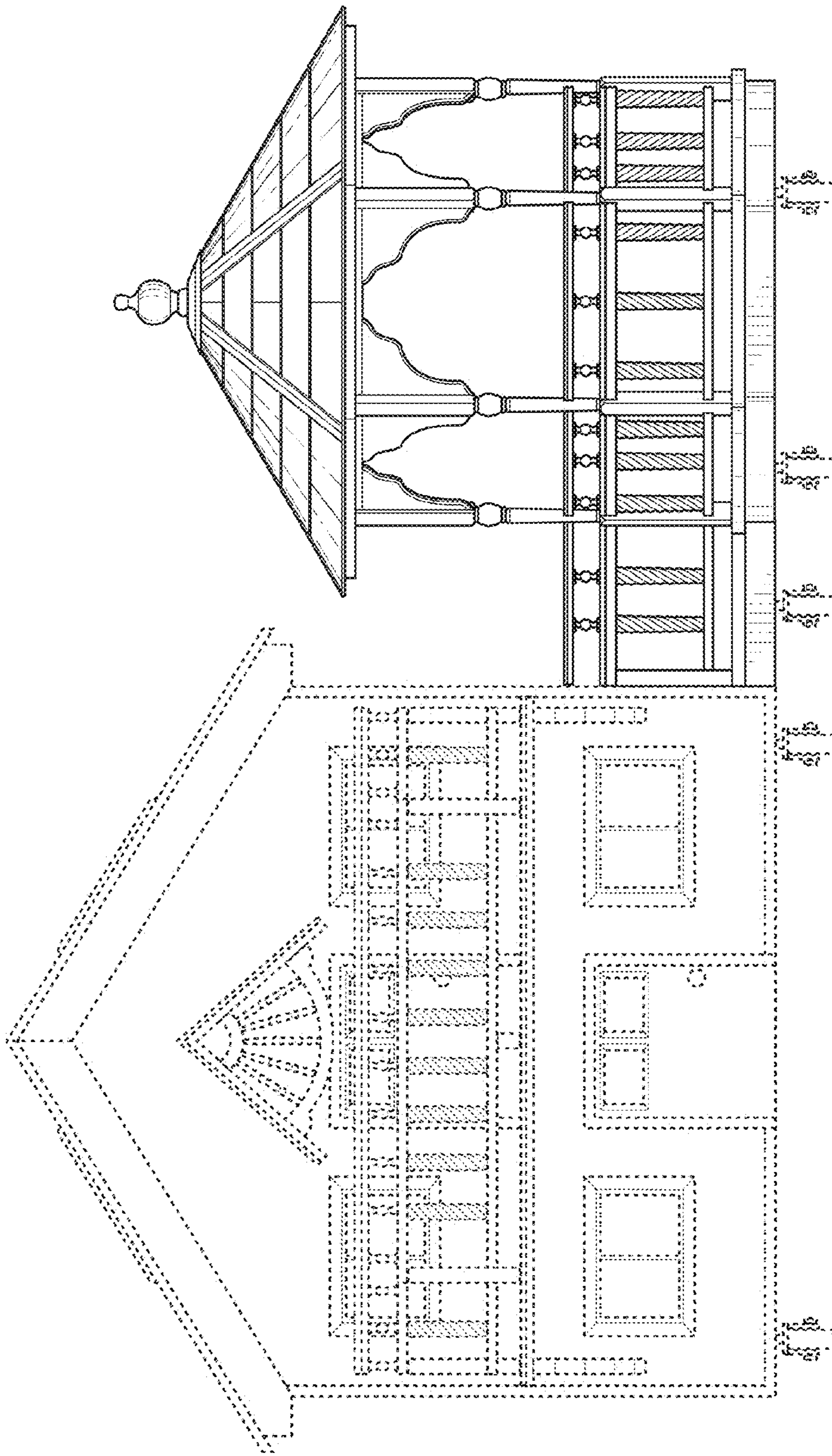


FIG. 10