



US00D759862S

(12) **United States Design Patent**
Shim et al.

(10) **Patent No.:** **US D759,862 S**
(45) **Date of Patent:** **** Jun. 21, 2016**

(54) **REAR COMBINATION LAMP FOR AUTOMOBILES**

(71) Applicant: **Hyundai Motor Company**, Seoul (KR)

(72) Inventors: **Joon-Bo Shim**, Gyeonggi-Do (KR); **Jae-Hyun Lee**, Gyeongsangbuk-Do (KR); **Dai-Sung Kim**, Gyeonggi-Do (KR); **Sung-Uk Choi**, Gyeonggi-Do (KR); **Ki-Euk Kim**, Gyeonggi-Do (KR)

(73) Assignee: **Hyundai Motor Company**, Seoul (KR)

(**) Term: **15 Years**

(21) Appl. No.: **29/530,907**

(22) Filed: **Jun. 22, 2015**

(30) **Foreign Application Priority Data**

Jan. 30, 2015 (KR) 30-2015-0005086

(51) **LOC (10) Cl.** **26-07**

(52) **U.S. Cl.**
USPC **D26/28**

(58) **Field of Classification Search**
USPC D26/28-36; 362/459-468, 475-478, 362/485-487
CPC F21S 48/00; F21S 48/10; F21S 48/115; F21S 48/225; F21S 48/1233; F21S 48/1266; F21S 48/1388; F21S 48/2268; F21V 21/04
See application file for complete search history.

(56) **References Cited**

U.S. PATENT DOCUMENTS

D546,986 S * 7/2007 Platto D26/28
D635,700 S * 4/2011 Kim D26/28

D693,037 S * 11/2013 Jeong D26/28
D710,524 S * 8/2014 Hirabayashi D26/28
D714,985 S * 10/2014 Moon D26/28
D719,691 S * 12/2014 Nordmann D26/28
D728,136 S * 4/2015 Ha D26/28
D739,583 S * 9/2015 Forsgren D26/28
D743,063 S * 11/2015 Park D26/28
D746,497 S * 12/2015 Behmer D26/28
D747,821 S * 1/2016 Yoshida D26/28
D749,765 S * 2/2016 Sa D26/28
D750,295 S * 2/2016 Gotschke D26/28

* cited by examiner

Primary Examiner — Angela J Lee

(74) *Attorney, Agent, or Firm* — Mintz Levin Cohn Ferris Glovsky and Popeo, P.C.; Kongsik Kim

(57) **CLAIM**

The ornamental design for a rear combination lamp for automobiles, as shown and described.

DESCRIPTION

FIG. 1 is a perspective view of a rear combination lamp for automobiles according to the present invention.
FIG. 2 is a front view of the rear combination lamp for automobiles of FIG. 1.
FIG. 3 is a rear view of the rear combination lamp for automobiles of FIG. 1.
FIG. 4 is a left side view of the rear combination lamp for automobiles of FIG. 1.
FIG. 5 is a right side view of the rear combination lamp for automobiles of FIG. 1.
FIG. 6 is a top view of the rear combination lamp for automobiles of FIG. 1; and,
FIG. 7 is a bottom view of the rear combination lamp for automobiles of FIG. 1.

1 Claim, 7 Drawing Sheets

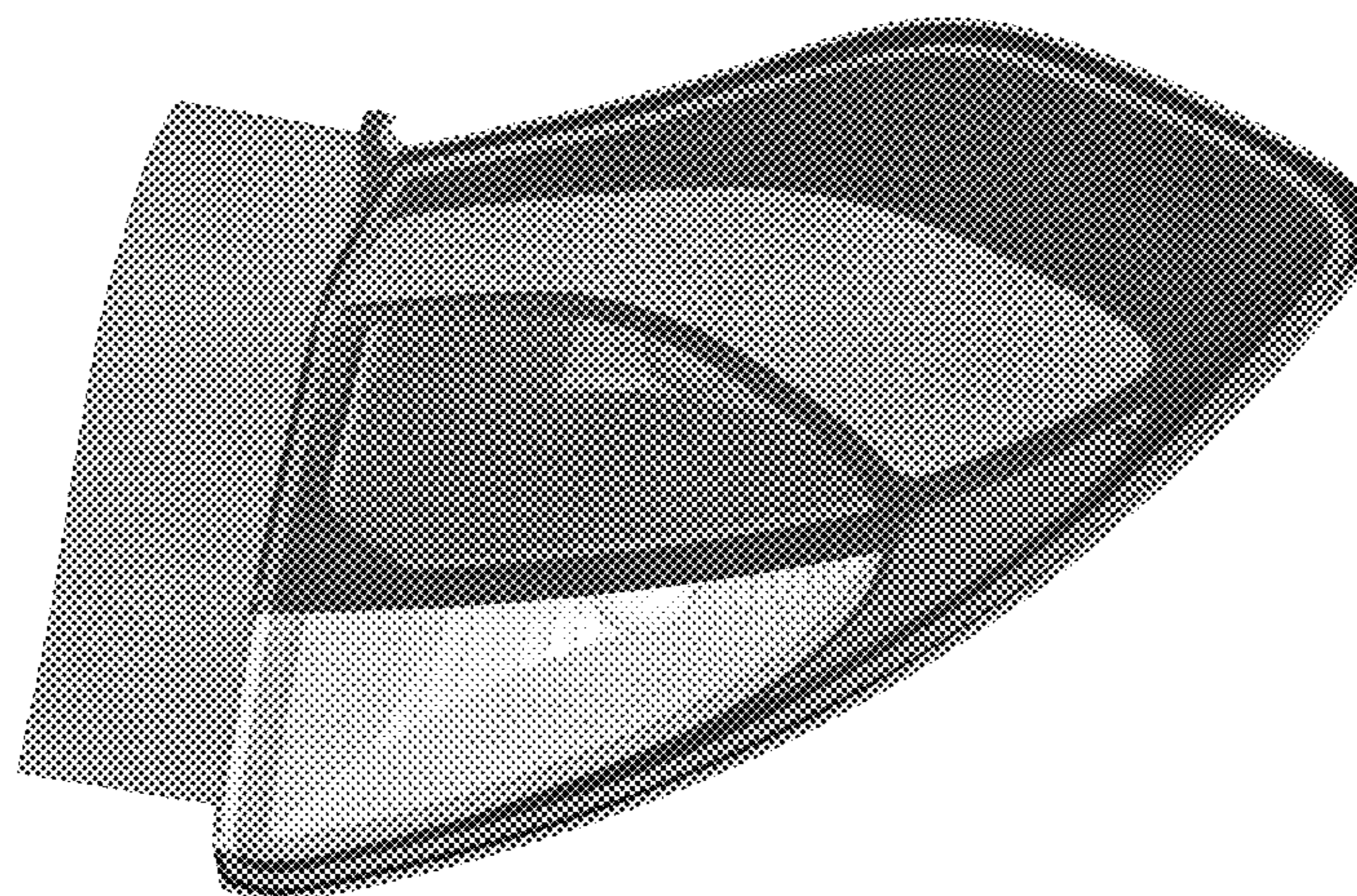


FIG. 1

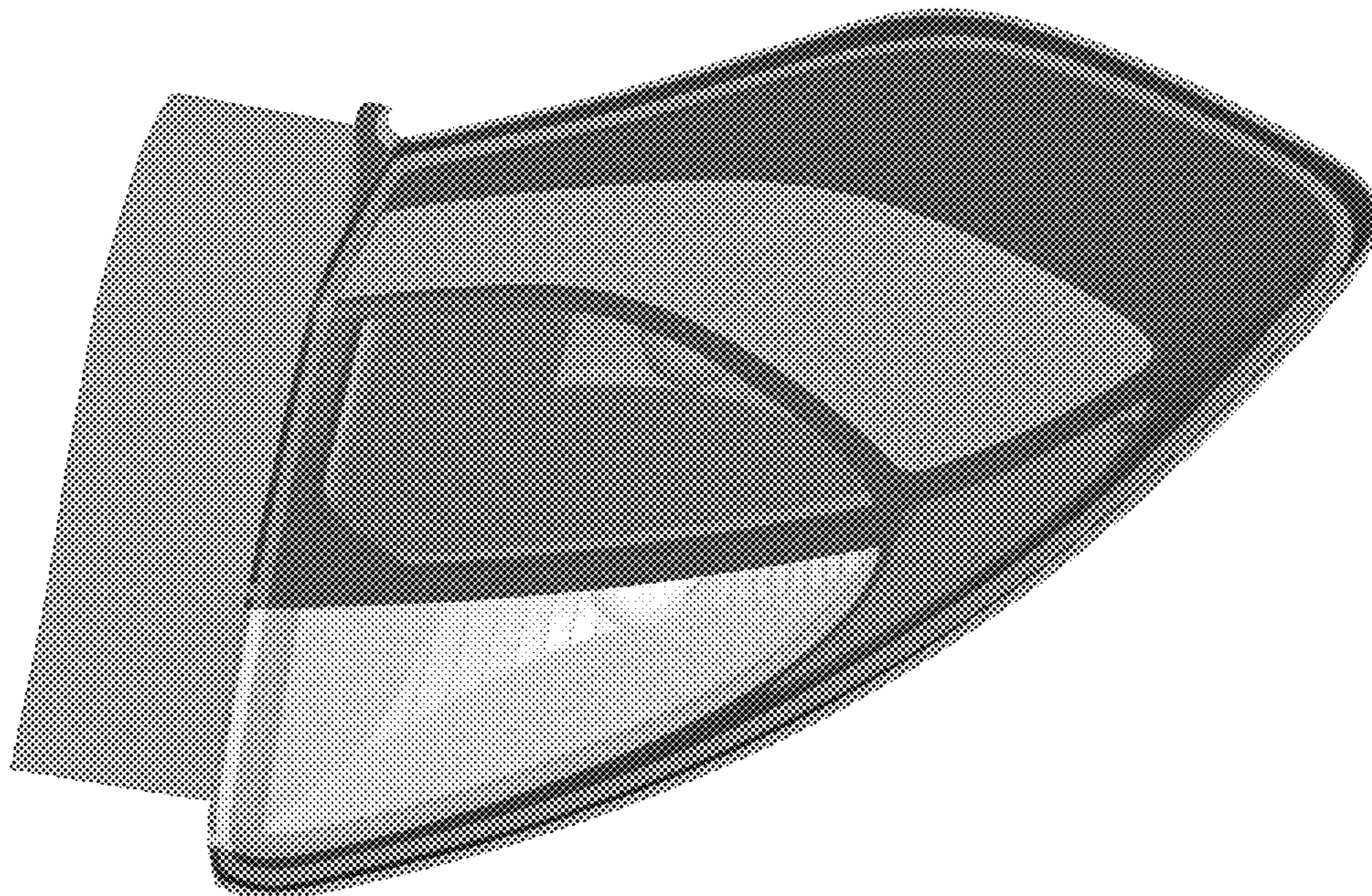


FIG. 2




FIG. 3




FIG. 4

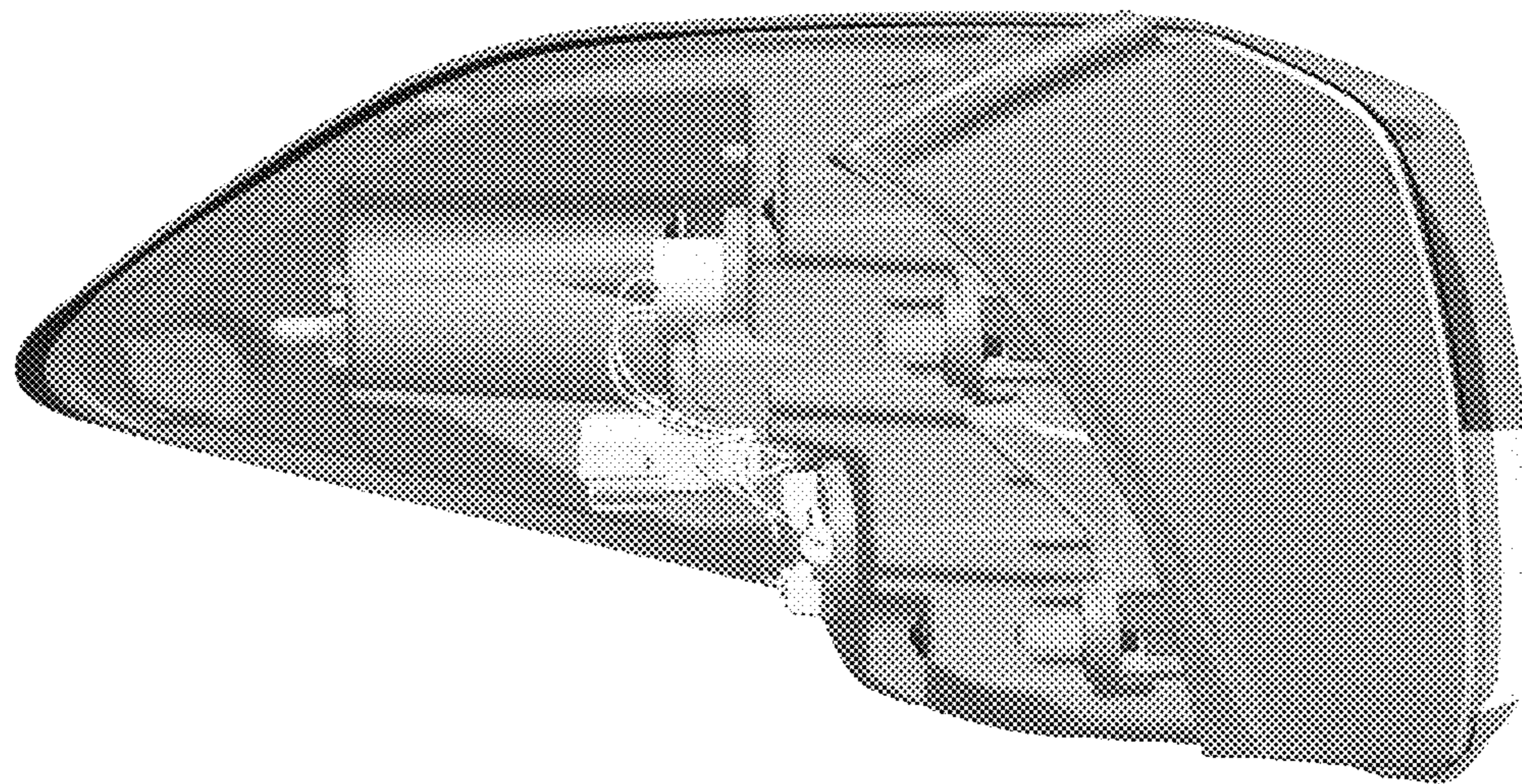


FIG. 5

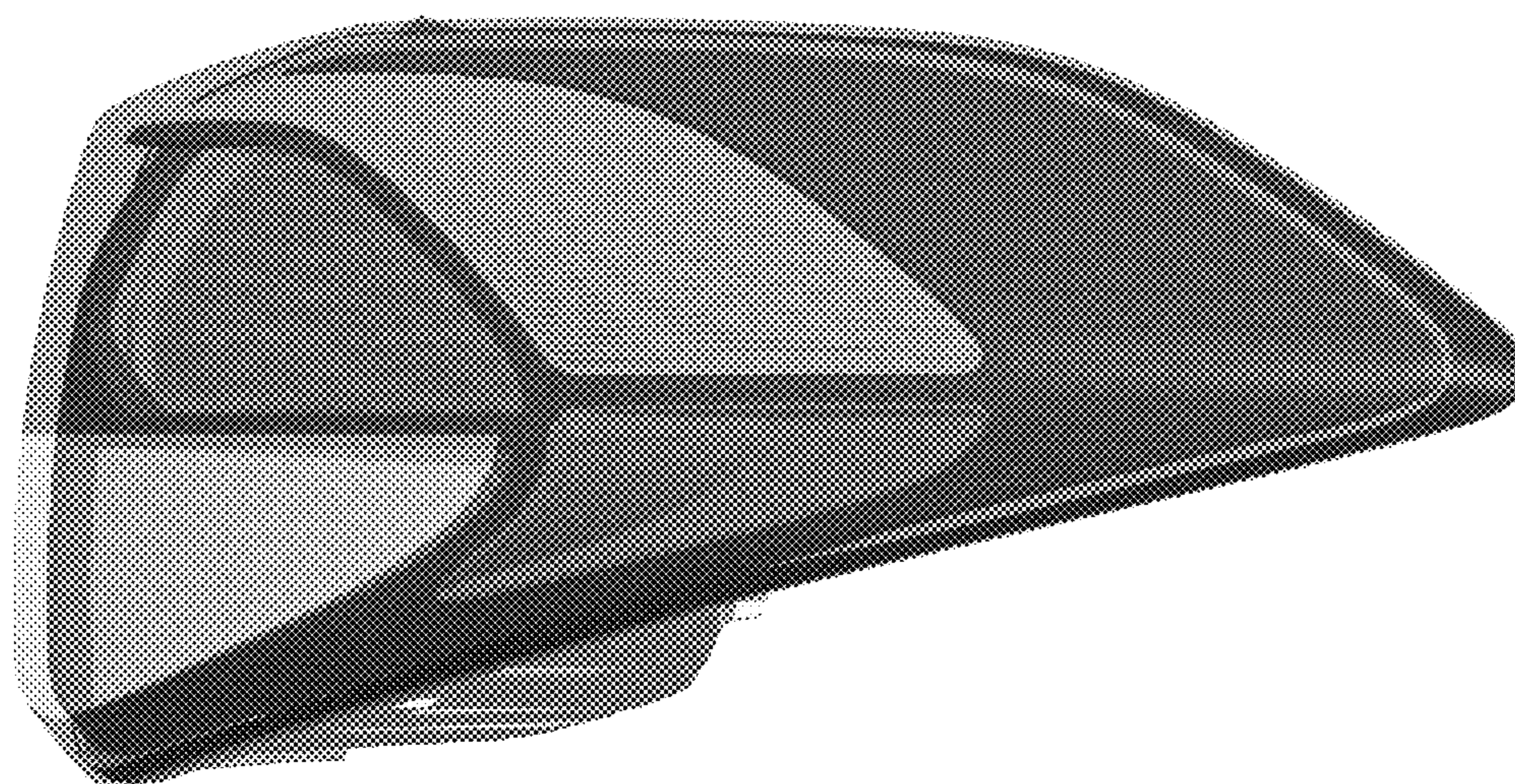


FIG. 6

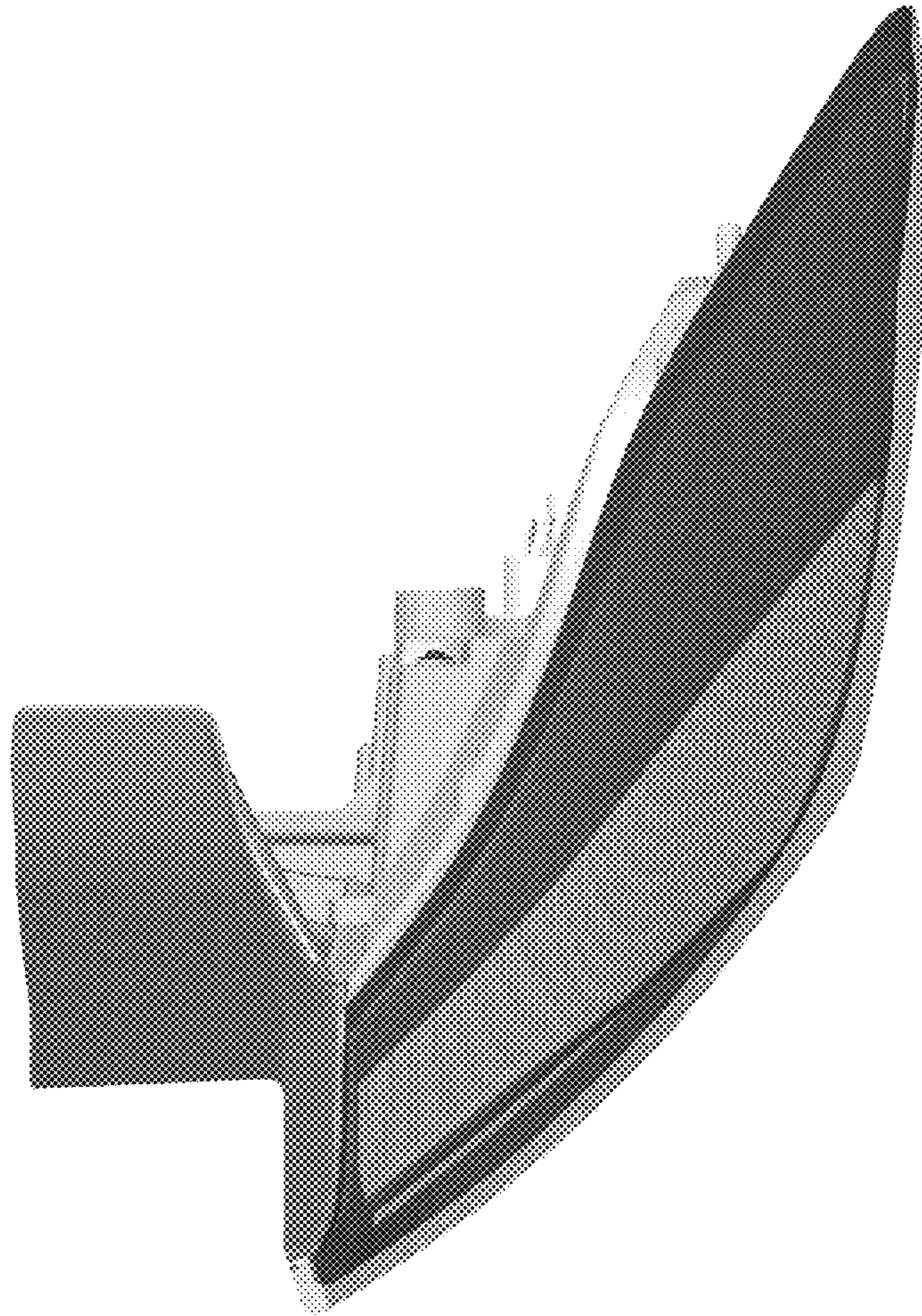


FIG. 7

