



US00D759843S

(12) **United States Design Patent**
Von Langsdorff

(10) **Patent No.:** **US D759,843 S**
(45) **Date of Patent:** **** Jun. 21, 2016**

- (54) **PAVING STONE**
- (71) Applicant: **F. Von Langsdorff Licensing Limited,**
Caledon (CA)
- (72) Inventor: **Harald Von Langsdorff,** Caledon (CA)
- (73) Assignee: **F. von Langsdorff Licensing Limited,**
Caledon (CA)
- (**) Term: **14 Years**
- (21) Appl. No.: **29/506,916**
- (22) Filed: **Oct. 22, 2014**

D243,020 S	1/1977	Inderwick	
4,016,692 A	4/1977	Jordan et al.	
4,128,357 A	12/1978	Barth et al.	
D264,003 S	4/1982	Campbell	
4,354,773 A	10/1982	Noack	
4,583,341 A	4/1986	Barth et al.	
4,671,039 A	6/1987	Hunt	
4,773,790 A	9/1988	Hagenah	
4,834,575 A	5/1989	Barth et al.	
D312,881 S	12/1990	Naether	
5,108,219 A	4/1992	Hair	
5,201,843 A *	4/1993	Hair	404/42
D342,795 S	12/1993	Harrison	
D343,238 S	1/1994	Hair	
5,277,514 A *	1/1994	Glickman	404/41
D346,667 S	5/1994	Blomquist et al.	
5,342,142 A	8/1994	Barth et al.	
5,360,285 A	11/1994	Barth et al.	
5,713,173 A	2/1998	von Langsdorff et al.	

Related U.S. Application Data

- (60) Division of application No. 29/405,457, filed on Nov. 2, 2011, now abandoned, which is a continuation-in-part of application No. 29/378,872, filed on Nov. 10, 2010, now Pat. No. Des. 675,345, which is a continuation of application No. 29/328,747, filed on Dec. 1, 2008, now abandoned.
- (51) **LOC (10) Cl.** **25-01**
- (52) **U.S. Cl.**
USPC **D25/113**
- (58) **Field of Classification Search**
USPC D25/113-118, 138, 152-162, 164, 199;
405/16, 284, 286; 52/604, 608; 404/41,
404/34; D8/1
CPC E04C 1/00; E04C 1/395; E04B 1/02
See application file for complete search history.

(56) **References Cited**

U.S. PATENT DOCUMENTS

D238,870 S 2/1976 Appleton
3,947,192 A * 3/1976 Rosenberger 52/604

(Continued)

FOREIGN PATENT DOCUMENTS

CA 130858 10/2010

Primary Examiner — Anhdao Doan

(74) *Attorney, Agent, or Firm* — Santosh K. Chari; Blake, Cassels & Graydon LLP

(57) **CLAIM**

The ornamental design for a paving stone substantially, as shown and described.

DESCRIPTION

FIG. 1 is a top perspective view of a paving stone according to an embodiment of the design.

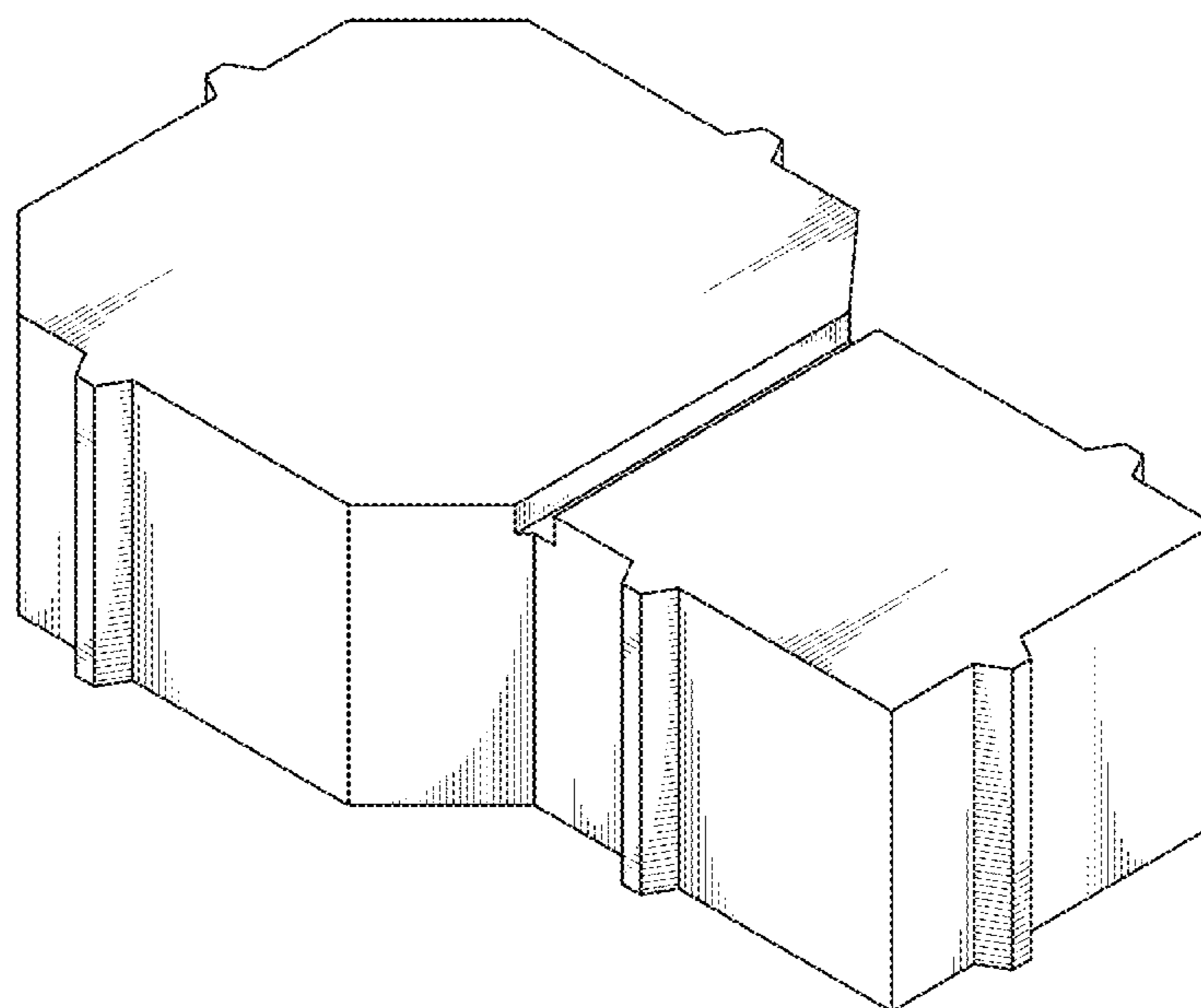
FIG. 2 is a top view of the design of FIG. 1.

FIG. 3 is a bottom view of the design of FIG. 1.

FIG. 4 is a right side view of the design of FIG. 1; and,

FIG. 5 is a front end view of the design of FIG. 1.

1 Claim, 3 Drawing Sheets



US D759,843 S

Page 2

(56)

References Cited

U.S. PATENT DOCUMENTS

D404,147 S	1/1999	Woolford			
5,902,069 A	5/1999	Barth et al.			
D423,114 S	4/2000	Fifield			
D426,317 S	6/2000	Fifield			
D431,305 S	9/2000	Barth et al.			
D431,870 S	* 10/2000	Ziegler, Jr.	D25/113		* cited by examiner
				D498,543 S	11/2004 Schmitz
				6,857,244 B2	2/2005 Schmitz
				D509,001 S	8/2005 McLean
				D511,012 S	10/2005 von Langsdorff
				D521,592 S	5/2006 von Langsdorff
				7,220,078 B2	5/2007 Drost et al.
				D584,424 S	1/2009 Schneider
				2004/0045248 A1	3/2004 Drost

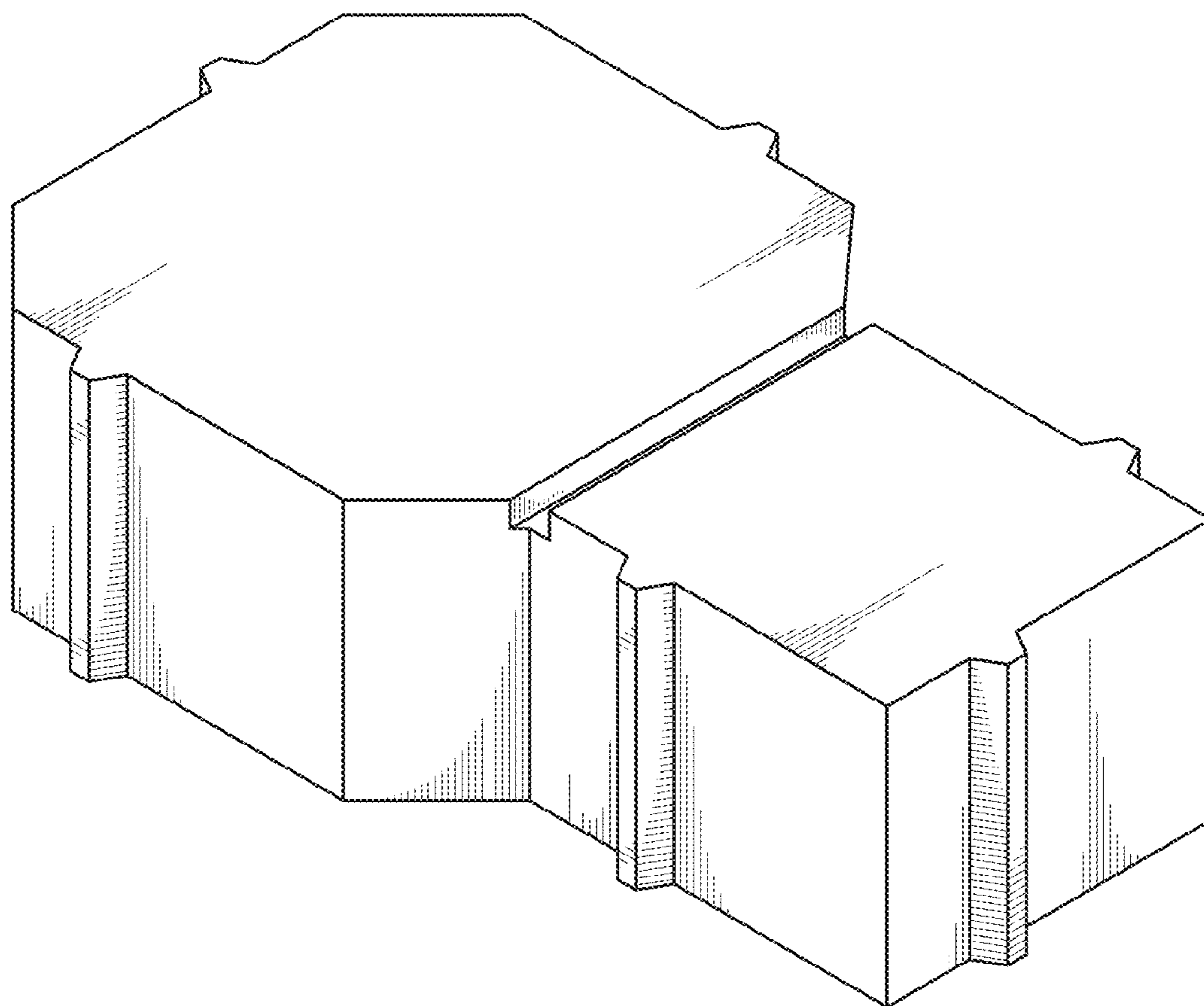


Fig. 1

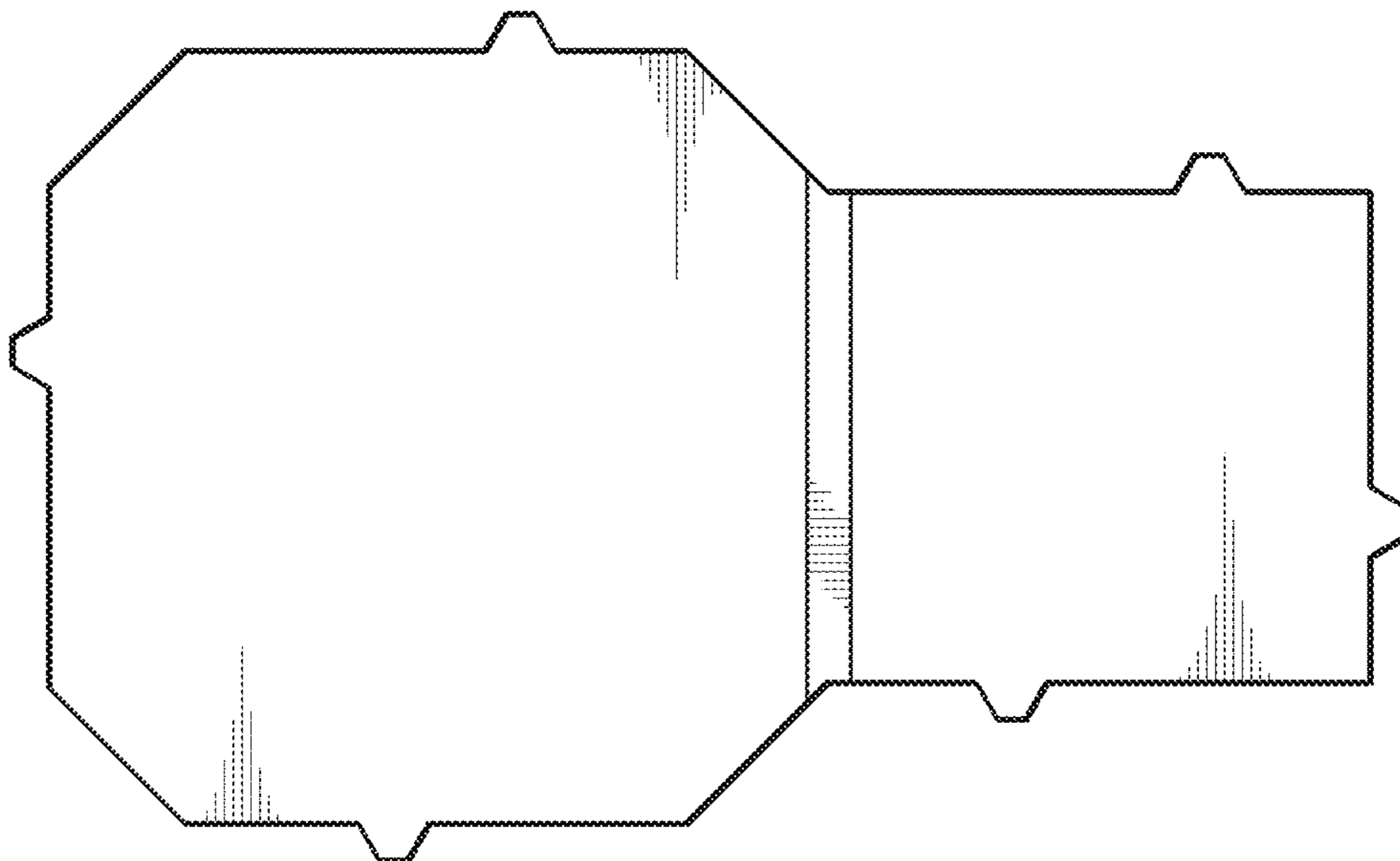


Fig. 2

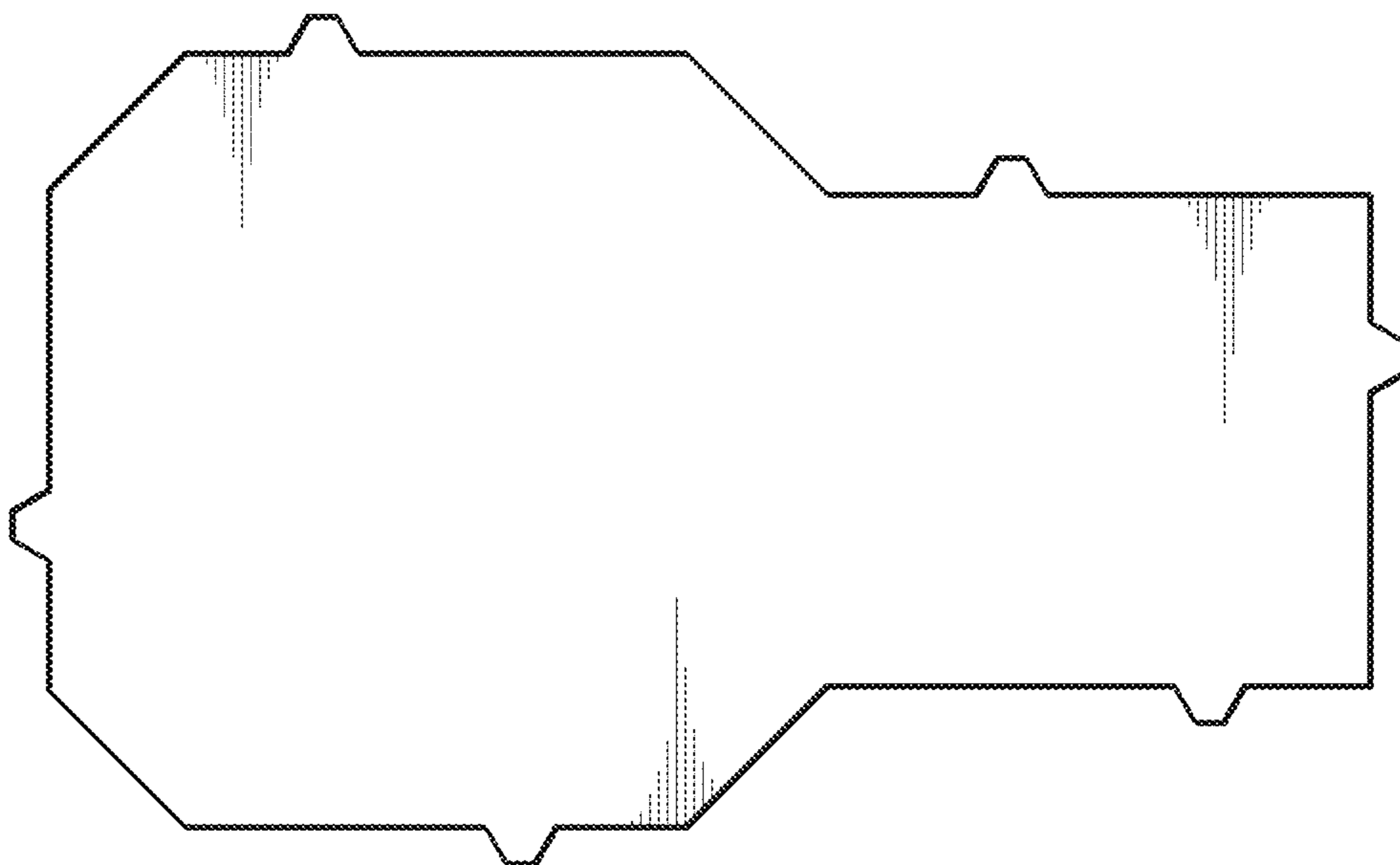


Fig. 3

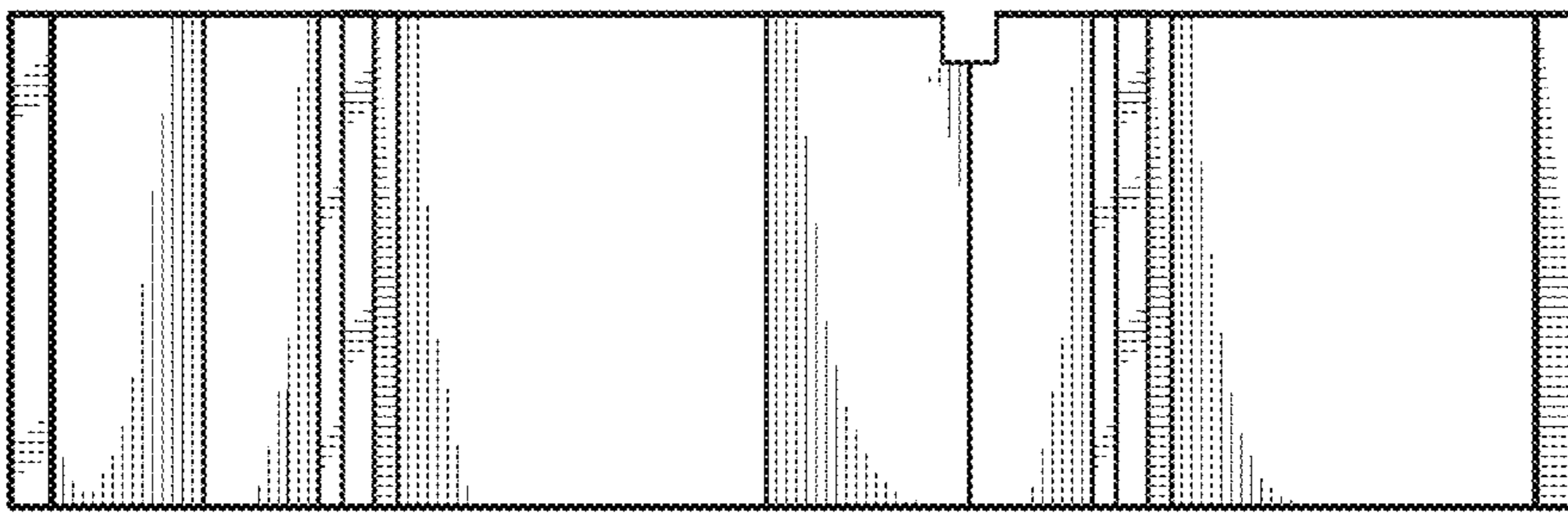


Fig. 4

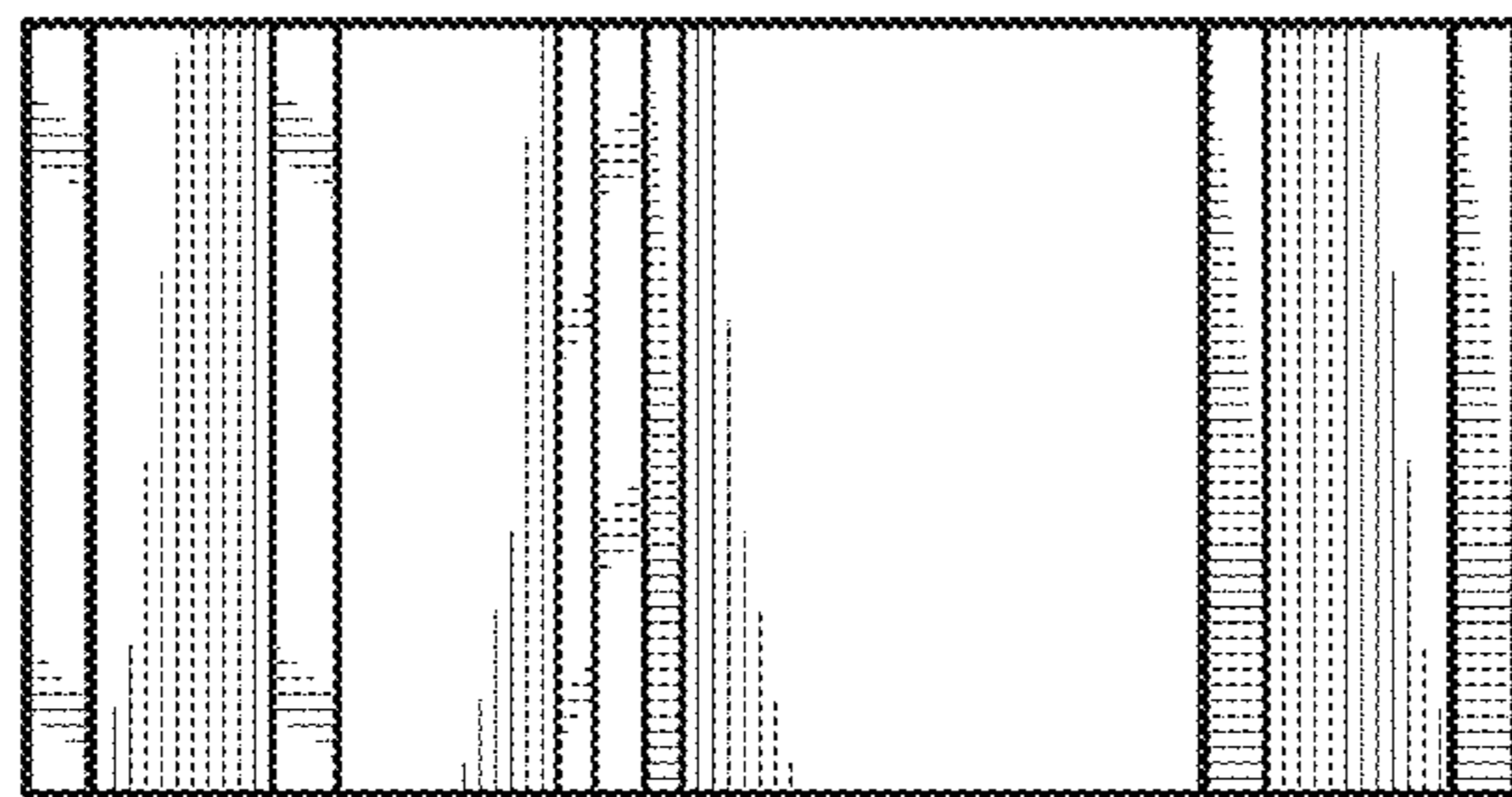


Fig. 5