

US00D759834S

(12) **United States Design Patent**  
**Mishan**

(10) **Patent No.:** **US D759,834 S**  
(45) **Date of Patent:** **\*\* Jun. 21, 2016**

(54) **HEAT PAD**

(71) Applicant: **E. Mishan & Sons, Inc.**, New York, NY  
(US)

(72) Inventor: **Steven Mishan**, New York, NY (US)

(73) Assignee: **E. Mishan & Sons, Inc.**, New York, NY  
(US)

(\*\*) Term: **14 Years**

(21) Appl. No.: **29/521,942**

(22) Filed: **Mar. 26, 2015**

(51) **LOC (10) Cl.** ..... **24-04**

(52) **U.S. Cl.**  
USPC ..... **D24/206**

(58) **Field of Classification Search**

USPC ..... D24/206-208, 200, 188; D2/707, 861,  
D2/860; D6/582-583, 592; D29/100,  
D29/101.2, 101.4

CPC ..... A61F 7/00; A61F 7/0001; A61F 7/0003;  
A61F 7/0004; A61F 7/02; A61F 7/03; A61F  
7/08; A61F 2007/0001; A61F 7/0024; A61F  
7/0025; A61F 7/0026; A61F 7/0027; A41B  
13/10; H05B 3/342; H05B 3/0004; H05B  
3/0019; H05B 3/0085; H05B 3/34; H05B  
2203/003; H05B 2203/004; H05B 2203/014

See application file for complete search history.

(56) **References Cited**

U.S. PATENT DOCUMENTS

D274,097 S *	5/1984	Nakao .....	D24/206
4,947,843 A *	8/1990	Wright .....	A61F 2007/0001 128/846
D365,399 S *	12/1995	Silver .....	D24/206
D406,350 S *	3/1999	Cutler .....	D24/206
D484,984 S *	1/2004	Takizawa .....	D24/189
D627,076 S *	11/2010	Matsuo .....	D24/206
D679,823 S *	4/2013	Daniels .....	D24/206

\* cited by examiner

*Primary Examiner* — Wan Laymon

(74) *Attorney, Agent, or Firm* — Notaro, Michalos &  
Zaccaria P.C.

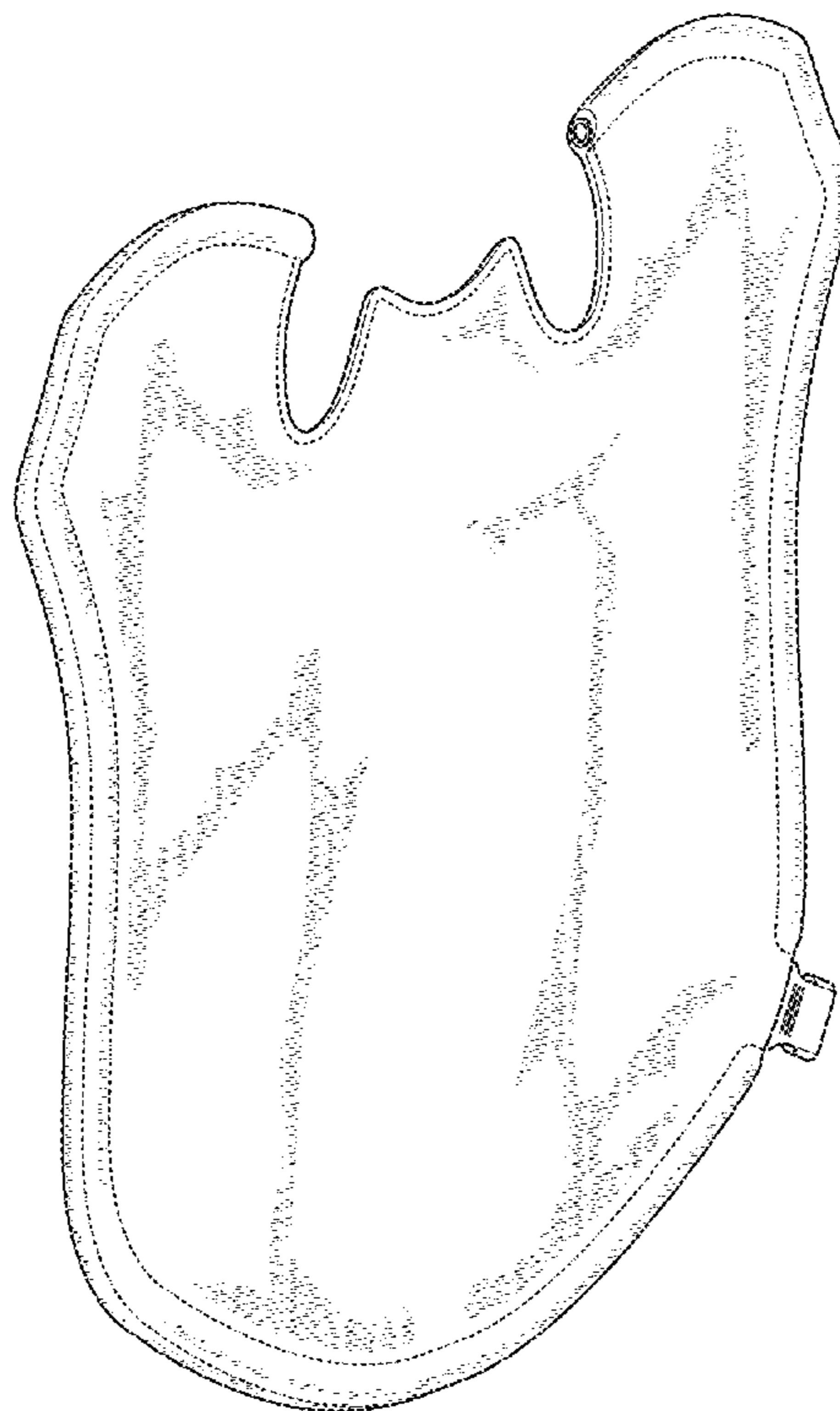
(57) **CLAIM**

The ornamental design for a heat pad, as shown and  
described.

**DESCRIPTION**

FIG. 1 is a front, top left perspective view of a heat pad  
showing my new design therefor;  
FIG. 2 is a front elevational view thereof;  
FIG. 3 is a rear elevational view thereof;  
FIG. 4 is a left side elevational view thereof;  
FIG. 5 is a right side elevational view thereof;  
FIG. 6 is a top plan view thereof; and,  
FIG. 7 is a bottom plain view thereof.  
Throughout the drawings the dotted lines around the perim-  
eter represent seams.

**1 Claim, 5 Drawing Sheets**



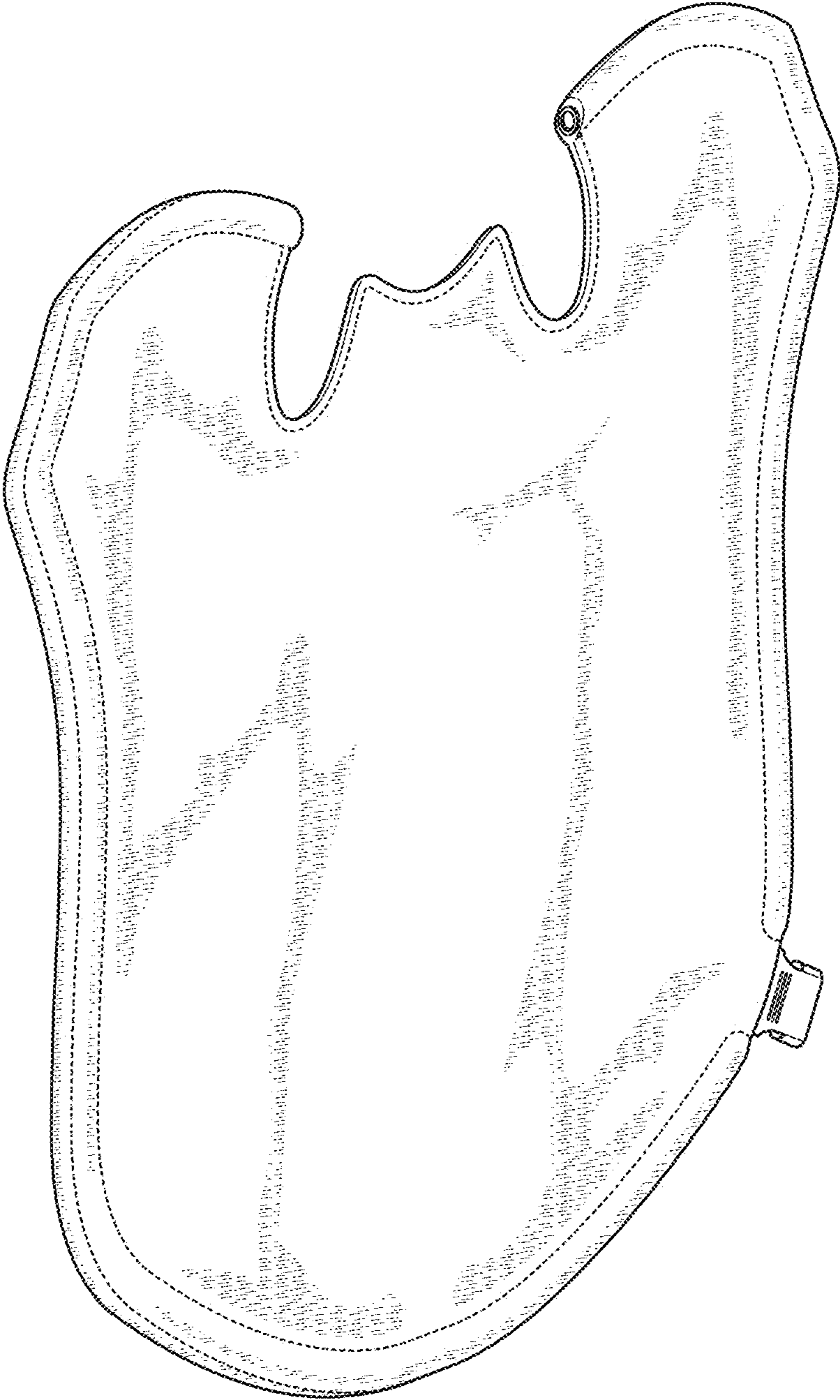


FIG. 1

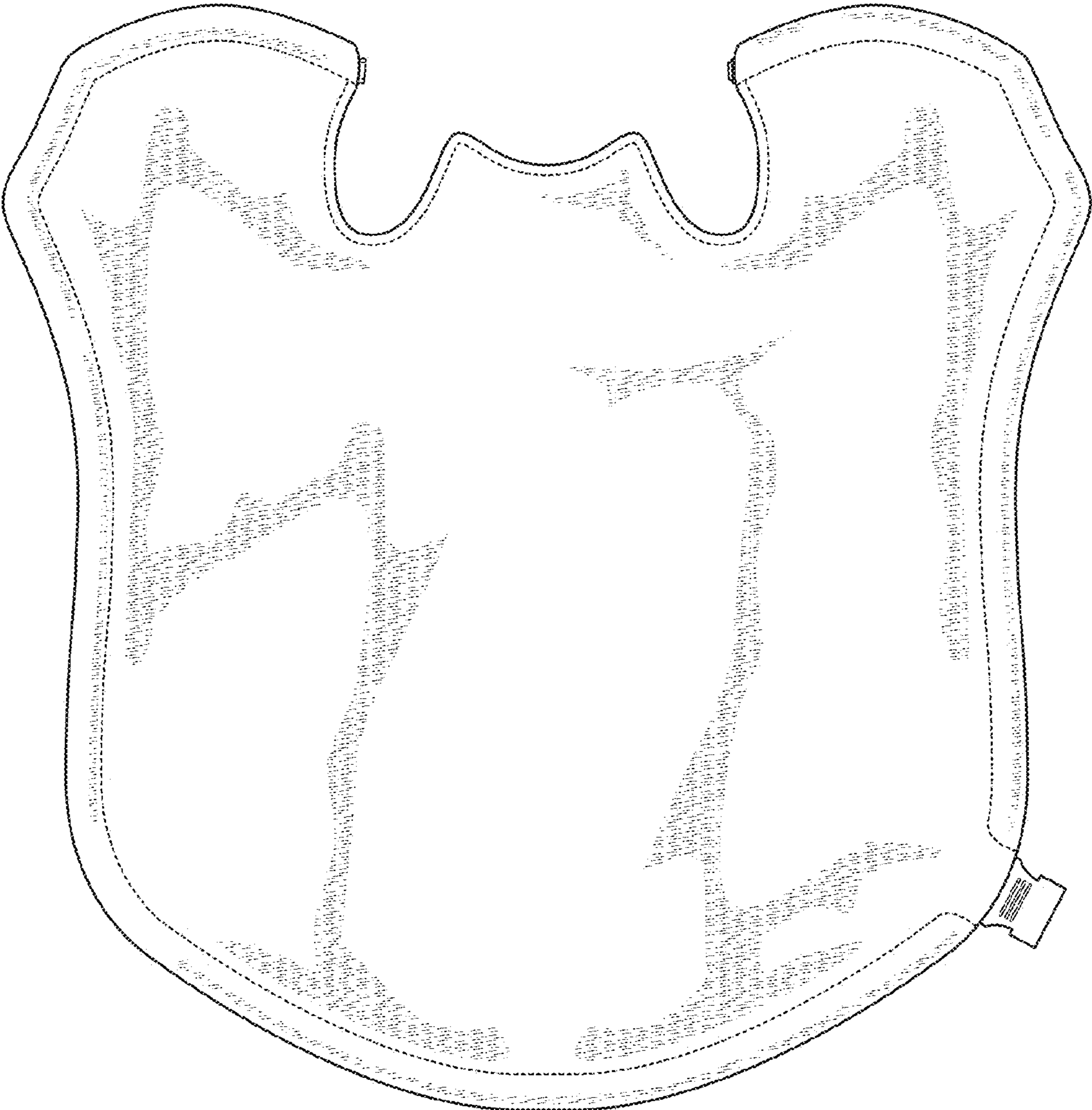


FIG. 2

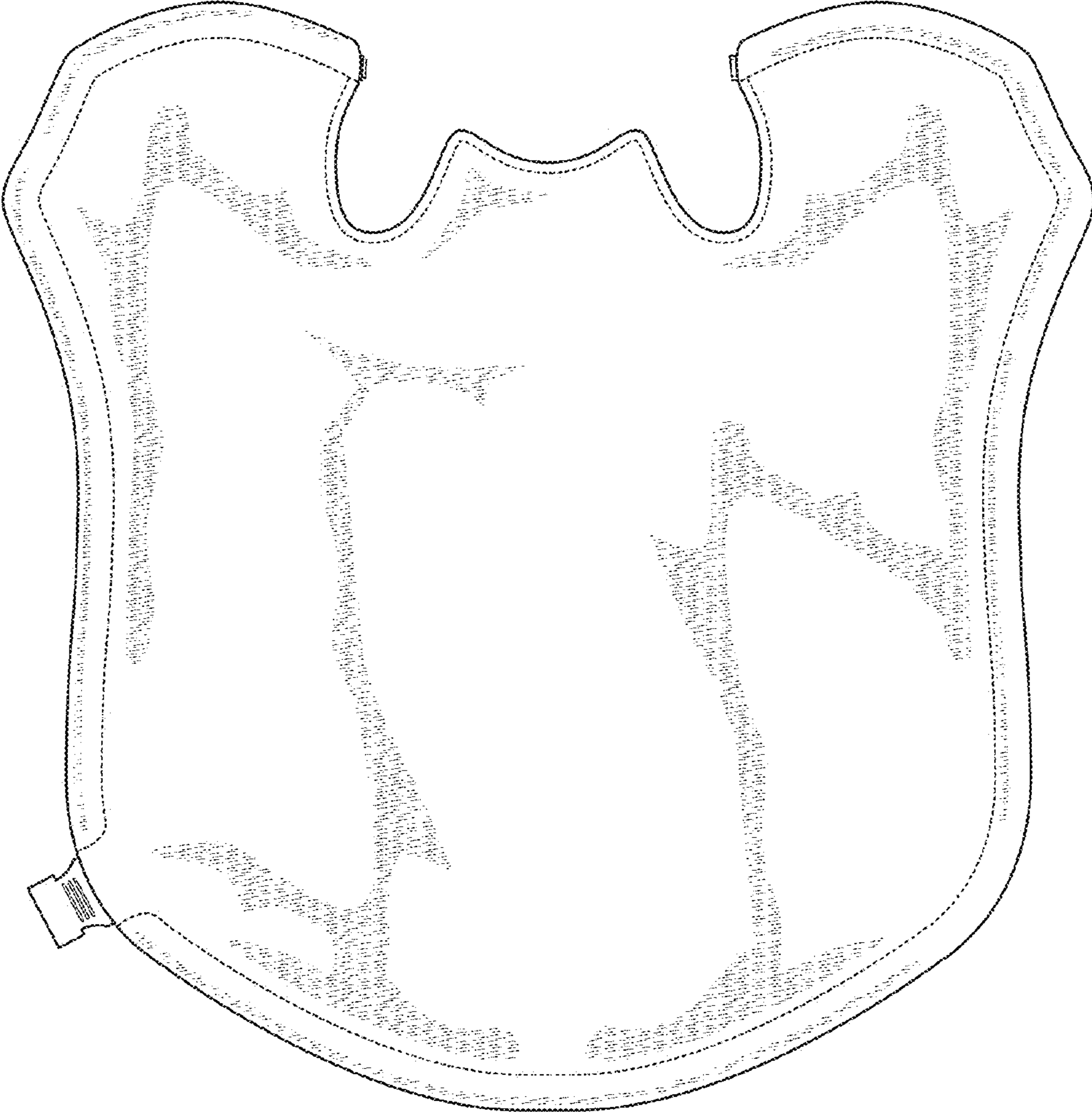


FIG. 3



FIG. 4




FIG. 5

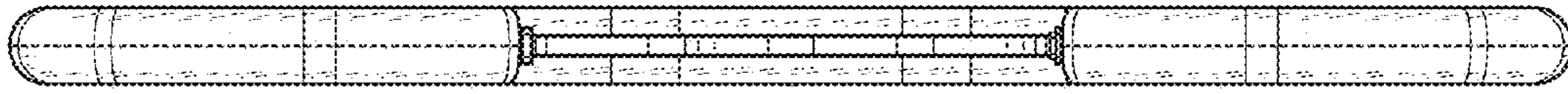


FIG. 6



FIG. 7