



US00D759796S

(12) **United States Design Patent**  
**Bates**

(10) **Patent No.:** **US D759,796 S**  
(45) **Date of Patent:** **\*\* Jun. 21, 2016**

(54) **TOILET TANK**

(71) Applicant: **Kohler Co.**, Kohler, WI (US)  
(72) Inventor: **Michael R. Bates**, Rogers, MN (US)  
(73) Assignee: **KOHLER CO.**, Kohler, WI (US)  
(\*\*) Term: **14 Years**  
(21) Appl. No.: **29/510,613**

(22) Filed: **Dec. 1, 2014**  
(51) **LOC (10) Cl.** ..... **23-02**  
(52) **U.S. Cl.**  
USPC ..... **D23/313**  
(58) **Field of Classification Search**  
USPC ..... D23/295, 301, 303, 309, 313  
CPC ..... E03D 1/00; E03D 1/01; E03D 11/02  
See application file for complete search history.

(56) **References Cited**

**U.S. PATENT DOCUMENTS**

D440,643 S	4/2001	McKeone	
D531,288 S	10/2006	Soulier	
D531,714 S	* 11/2006	Soulier	..... D23/313
D556,873 S	12/2007	Lin et al.	
D585,128 S	1/2009	Slothower et al.	
D608,430 S	1/2010	Slothower et al.	
D637,703 S	5/2011	Corpuz et al.	
D639,918 S	6/2011	Bates	
D641,459 S	7/2011	Corpuz, Jr. et al.	
D662,575 S	6/2012	Corpuz, Jr. et al.	
D678,490 S	3/2013	Corpuz, Jr. et al.	
D694,378 S	* 11/2013	Bates	..... D23/313
D710,979 S	* 8/2014	Spangler	..... D23/301
D735,305 S	* 7/2015	Obara	..... D23/313

**OTHER PUBLICATIONS**

Kohler Co. "Seril Comfort Height Elongated Toilet" Model No. K-3464. Kohler.com online catalog. Copyright 2007 Kohler co.  
Kohler Co. "Memoirs Comfort Height Round-Front Toilet" Model No. K-3511. Kohler.com online catalog. Copyright 2007 Kohler Co.  
Sterling. "Toilet" Sterling online catalog. Copyright 2007 Kohler Co.  
Eljer. "Cypress 17 Toilet" Model No. 091-0275. Eljer.com online catalog.  
Kohler Co. Iron Works Tellieur Elongated Toilet: Model No. K-3456-U2. Kohler.com online catalog. Copyright 2007 Kohler Co.

\* cited by examiner

*Primary Examiner* — Robert Delehanty  
(74) *Attorney, Agent, or Firm* — Foley & Lardner LLP

(57) **CLAIM**

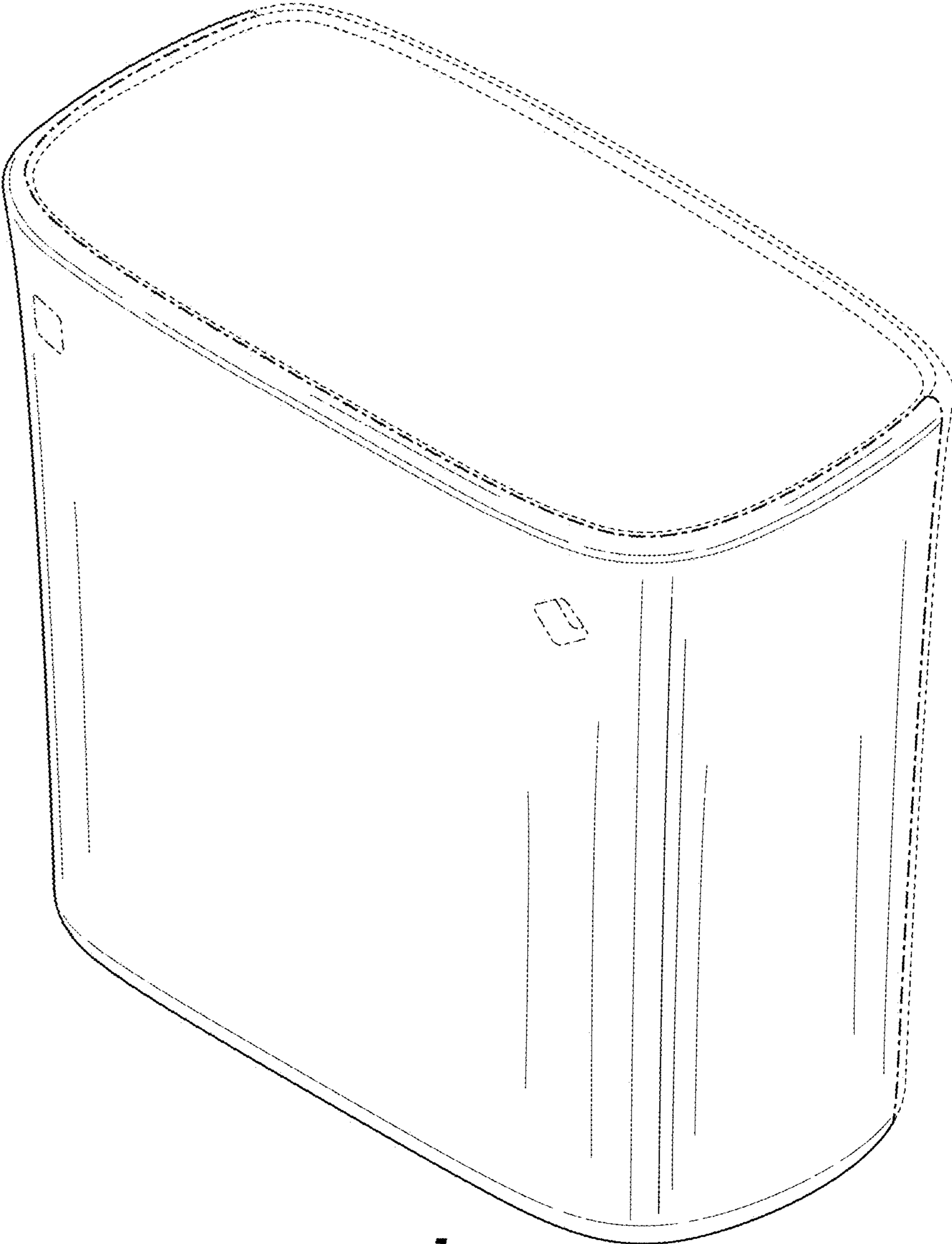
I claim the ornamental design for a toilet tank, as shown and described.

**DESCRIPTION**

FIG. 1 is a perspective view of an embodiment of the claimed design;  
FIG. 2 is a front view thereof;  
FIG. 3 is a rear view thereof;  
FIG. 4 is a left side view thereof;  
FIG. 5 is a right side view thereof;  
FIG. 6 is a top view thereof; and,  
FIG. 7 is a bottom view thereof.  
The ornamental design which is claimed is shown in solid lines in the drawings. The broken lines formed by equal length dashes in the drawings illustrate unclaimed portions of the design. The broken lines formed by unequal length dashes illustrate unclaimed boundaries of claimed surfaces.

**1 Claim, 6 Drawing Sheets**





**FIG. 1**







FIG. 2



**FIG. 3**



**FIG. 4**



**FIG. 5**

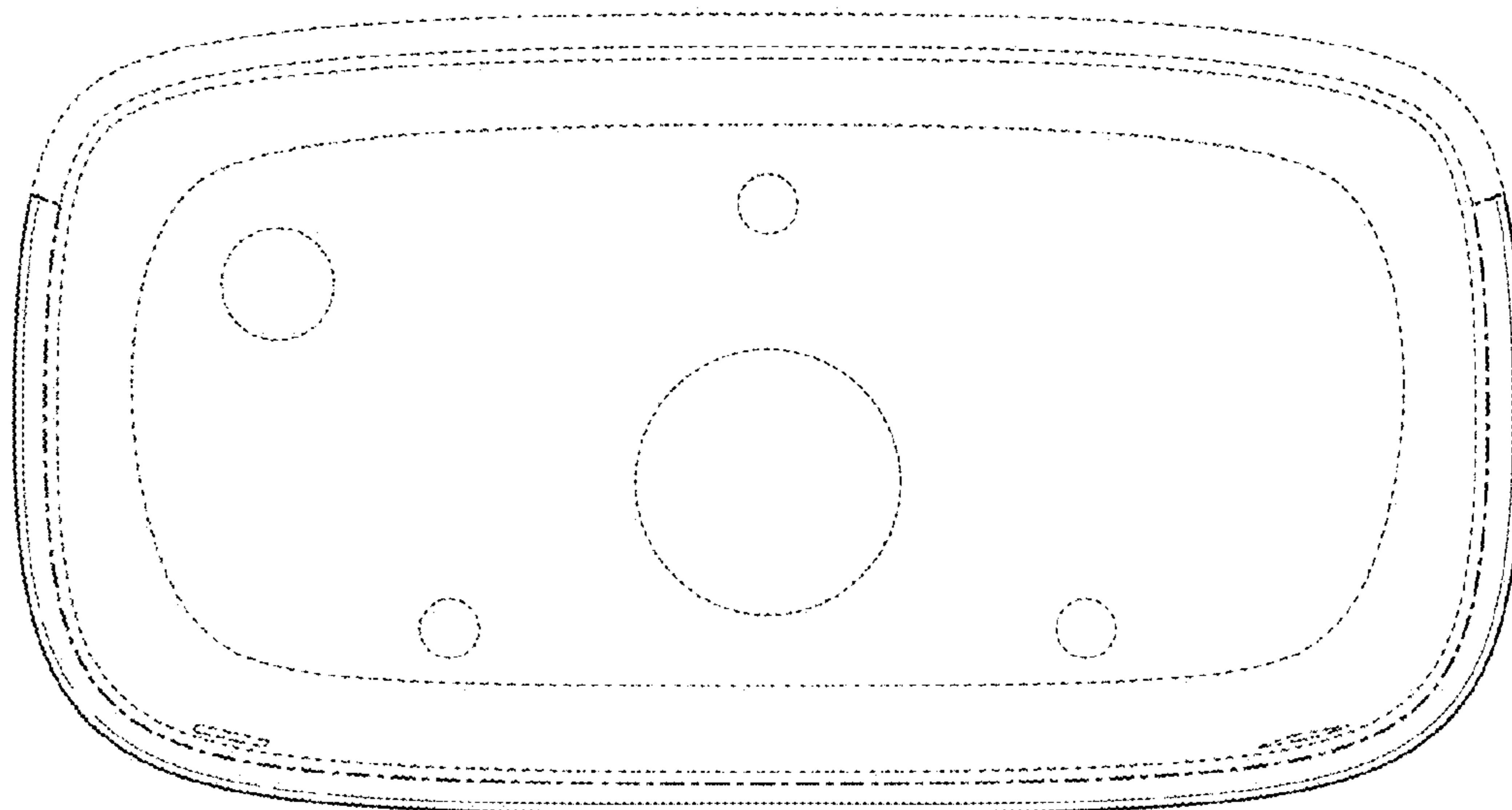


FIG. 6

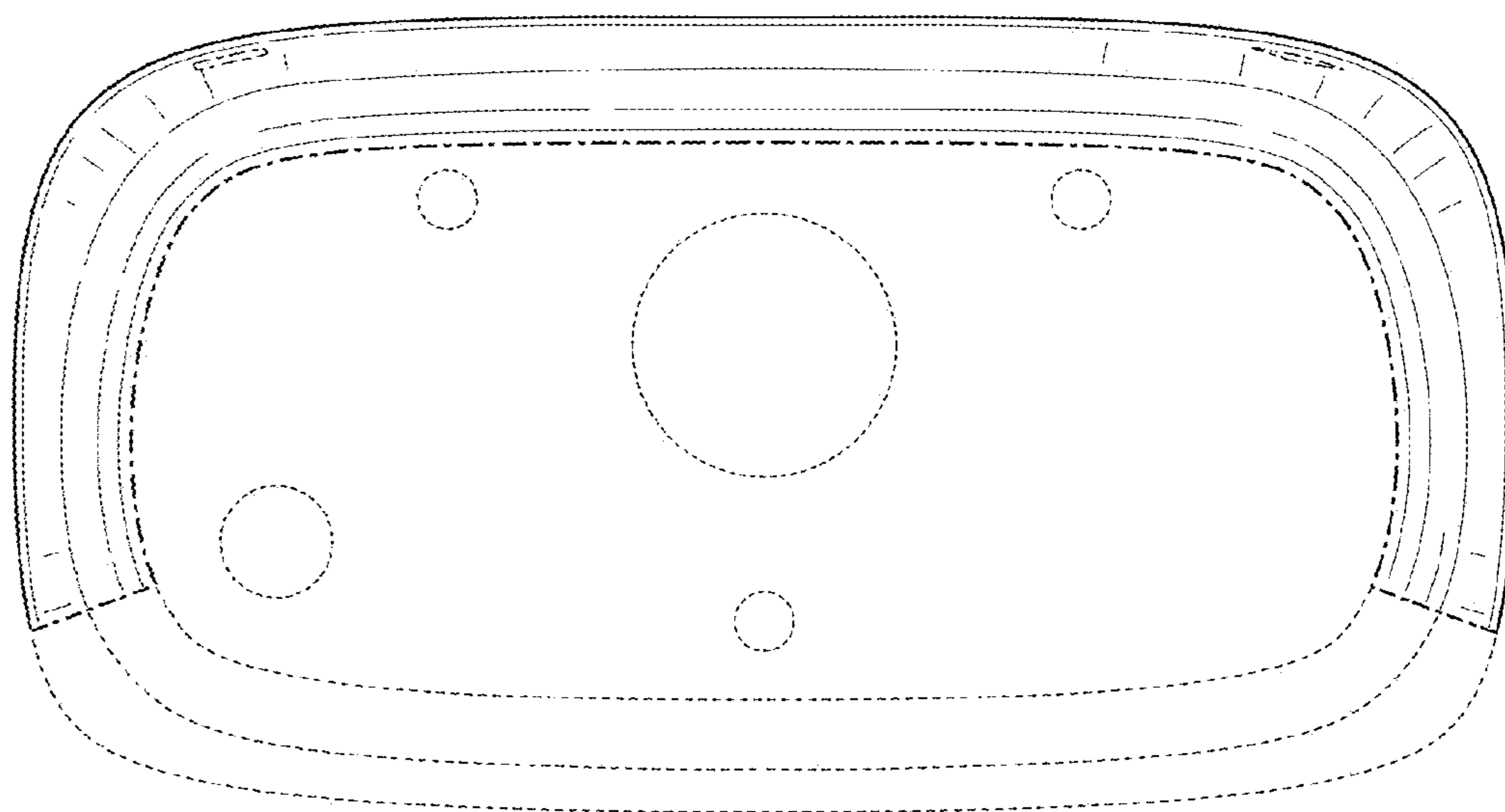


FIG. 7