



US00D759792S

(12) **United States Design Patent**
Flury

(10) **Patent No.:** **US D759,792 S**
(45) **Date of Patent:** **** Jun. 21, 2016**

(54) **URINAL MAT**

(71) Applicant: **Michael Charles Flury**, North Olmsted, OH (US)

(72) Inventor: **Michael Charles Flury**, North Olmsted, OH (US)

(**) Term: **15 Years**

(21) Appl. No.: **29/527,696**

(22) Filed: **May 21, 2015**

(51) **LOC (10) Cl.** **23-01**

(52) **U.S. Cl.**
USPC **D23/261**; D6/582

(58) **Field of Classification Search**
USPC D23/259–261; D6/582–587, 592, 594, D6/622; D12/203; D32/55–59
CPC A47K 3/02; A47K 3/002; A47K 17/00; E03D 11/00; E03D 13/005; E03D 9/00; F16L 25/14; F16L 19/005; F16L 55/115; F16L 55/1152; F16L 27/04; F16L 27/073; F16L 37/54

See application file for complete search history.

(56) **References Cited**

U.S. PATENT DOCUMENTS

D194,777 S *	3/1963	Clark	D23/261
D253,145 S *	10/1979	Adam	D23/261
D258,181 S *	2/1981	Adam	273/349
4,574,403 A *	3/1986	Dintemann	E03D 9/032 4/222
D332,302 S *	1/1993	Brown	D23/261
5,313,672 A *	5/1994	Luedtke	E03D 9/00 4/144.1

D456,492 S *	4/2002	Lourens	D23/261
D464,122 S *	10/2002	Mangan	D23/261
D486,341 S *	2/2004	Ruhl	D6/583
D554,820 S *	11/2007	Dretzka	D32/57
D569,318 S *	5/2008	Kraines	D12/203
D625,540 S *	10/2010	Dukes	D6/583
D629,636 S *	12/2010	Wright	D6/582
D630,714 S *	1/2011	Dukes	D23/260
D655,793 S *	3/2012	Emr	D23/261
D663,667 S *	7/2012	Yang	D12/203
2014/0007336 A1 *	1/2014	Mills	E03D 13/005 4/300.3

* cited by examiner

Primary Examiner — Eric Goodman

Assistant Examiner — Amy Wierenga

(74) *Attorney, Agent, or Firm* — Rankin, Hill & Clark LLP

(57) **CLAIM**

The ornamental design for a urinal mat, as shown and described.

DESCRIPTION

FIG. 1 is a top perspective view of a urinal mat in accordance with the present invention;

FIG. 2 is a front elevational view of the urinal mat shown in FIG. 1;

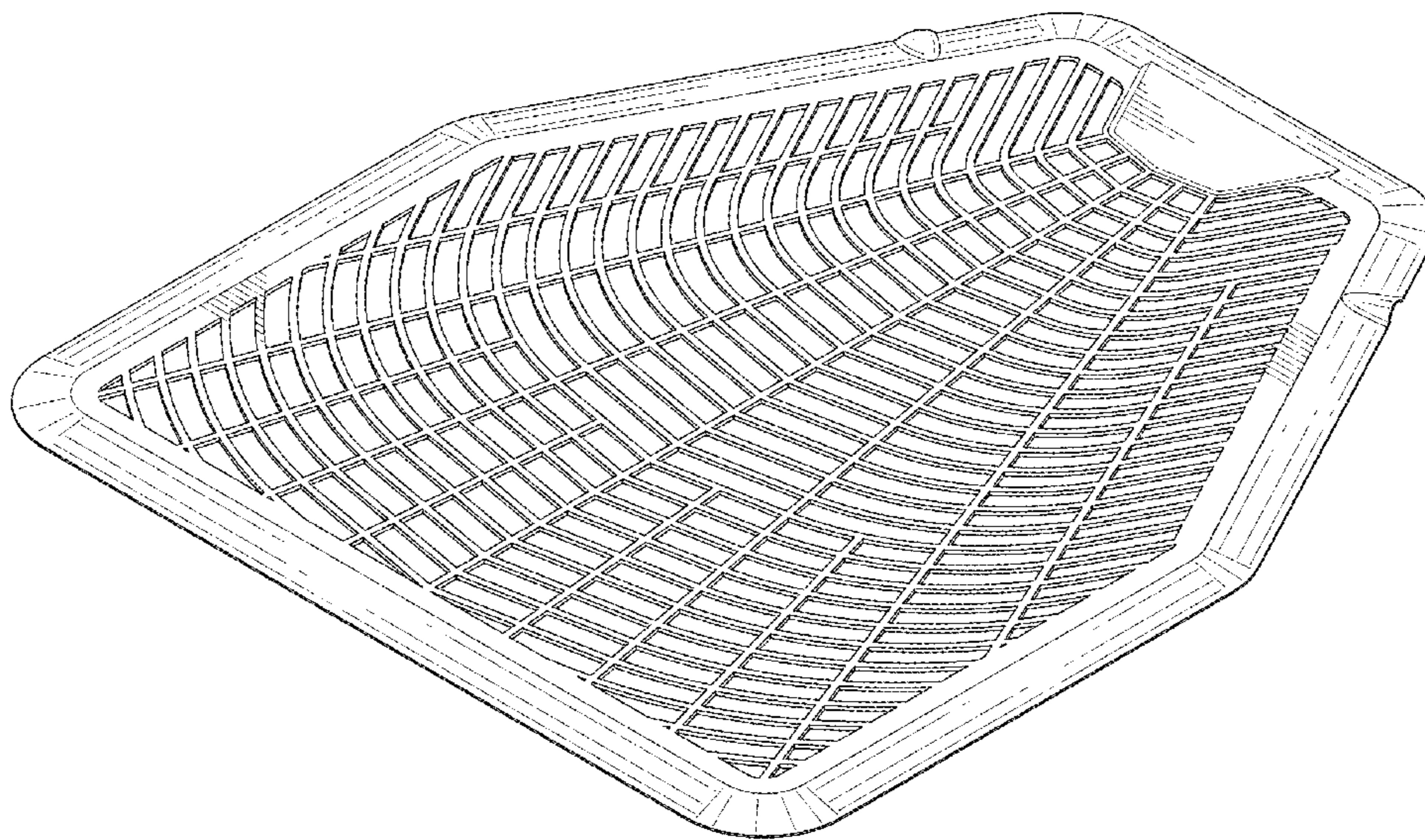
FIG. 3 is a back elevational view of the urinal mat shown in FIG. 1

FIG. 4 is a left side elevational view of the urinal mat shown in FIG. 1;

FIG. 5 is a right side elevational view of the urinal mat shown in FIG. 1;

FIG. 6 is a top view of the urinal mat shown in FIG. 1; and, FIG. 7 is a bottom view of the urinal mat shown in FIG. 1.

1 Claim, 4 Drawing Sheets



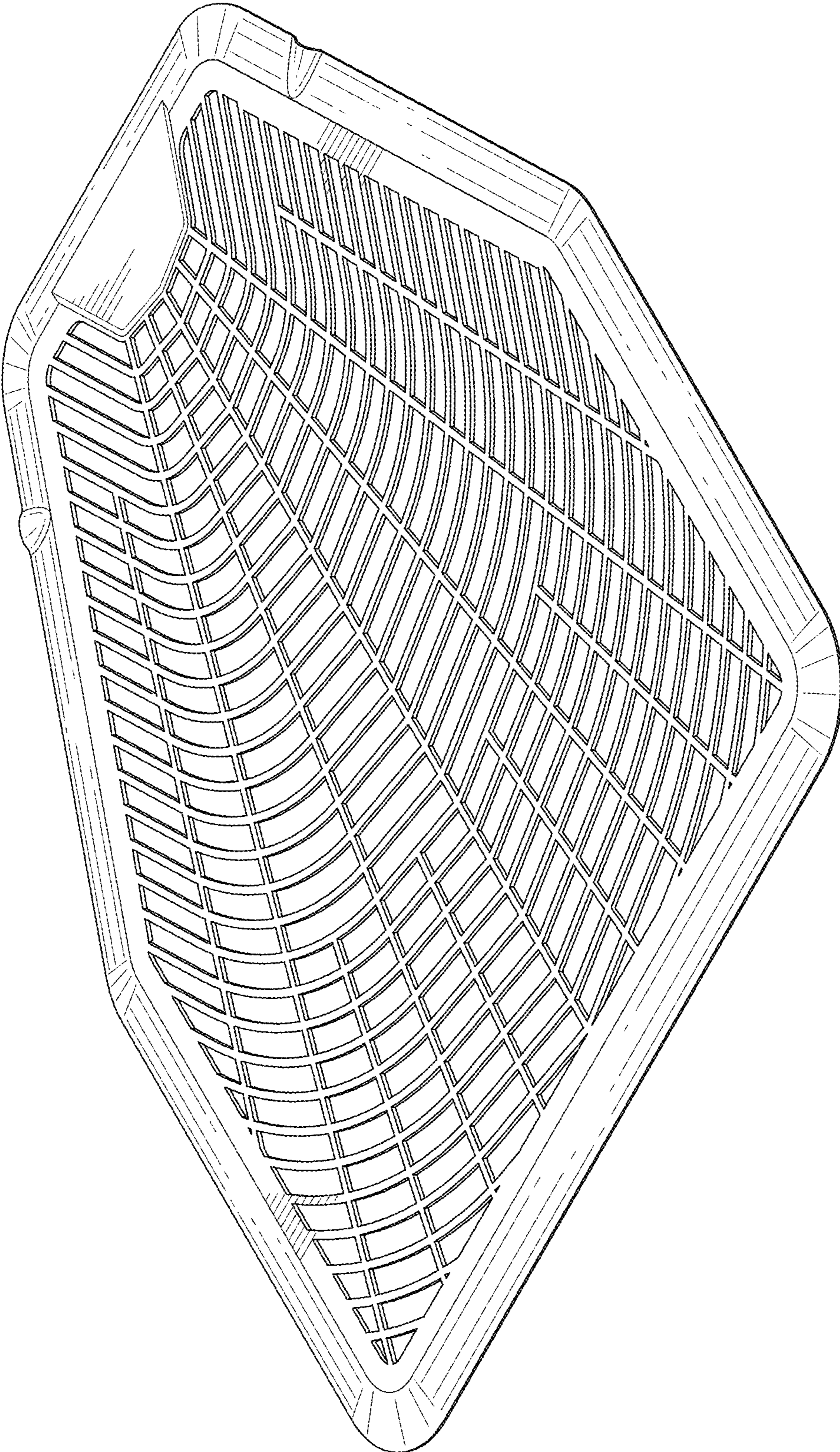


FIG.1



FIG. 2




FIG. 3




FIG. 4




FIG. 5

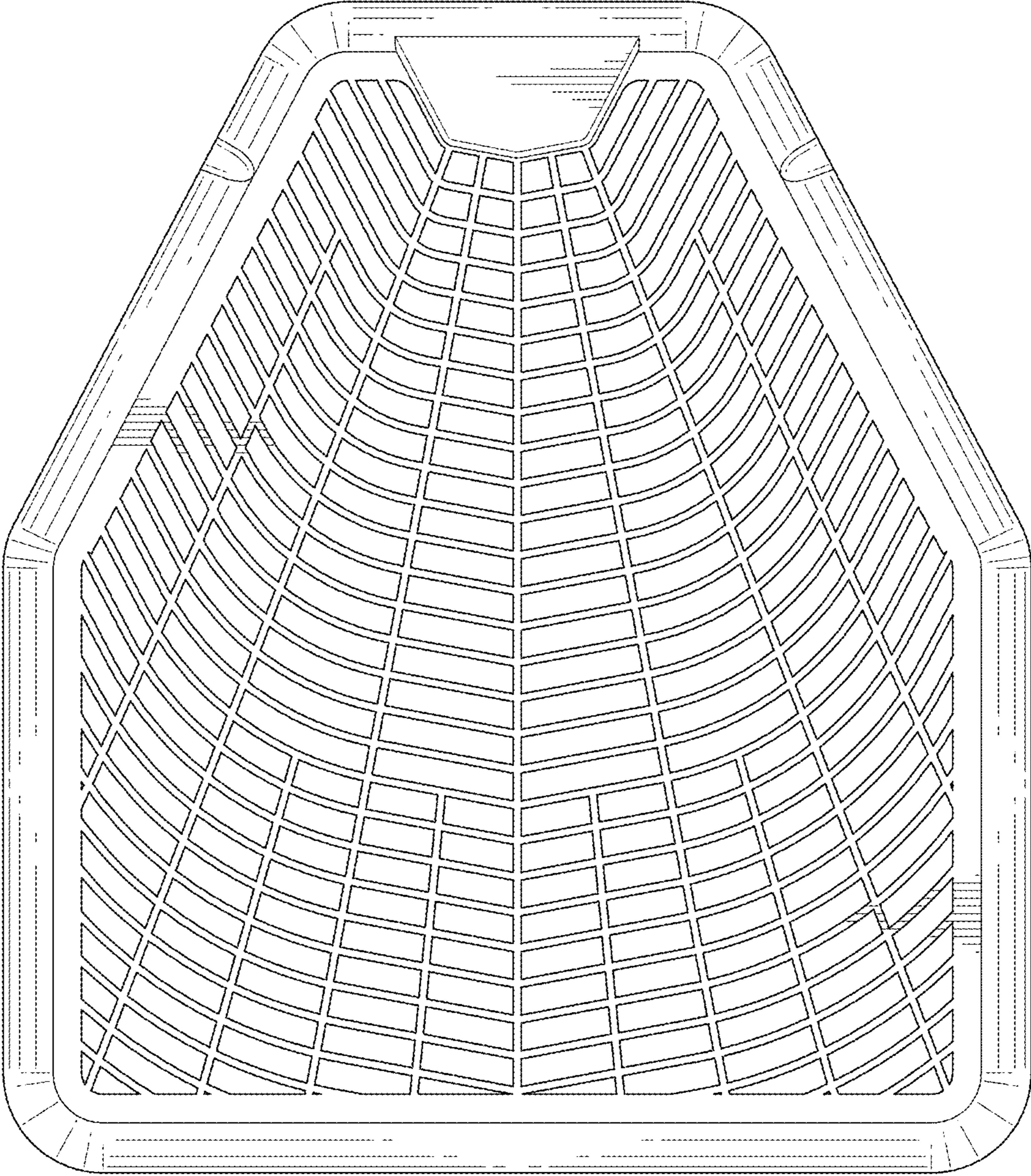


FIG. 6

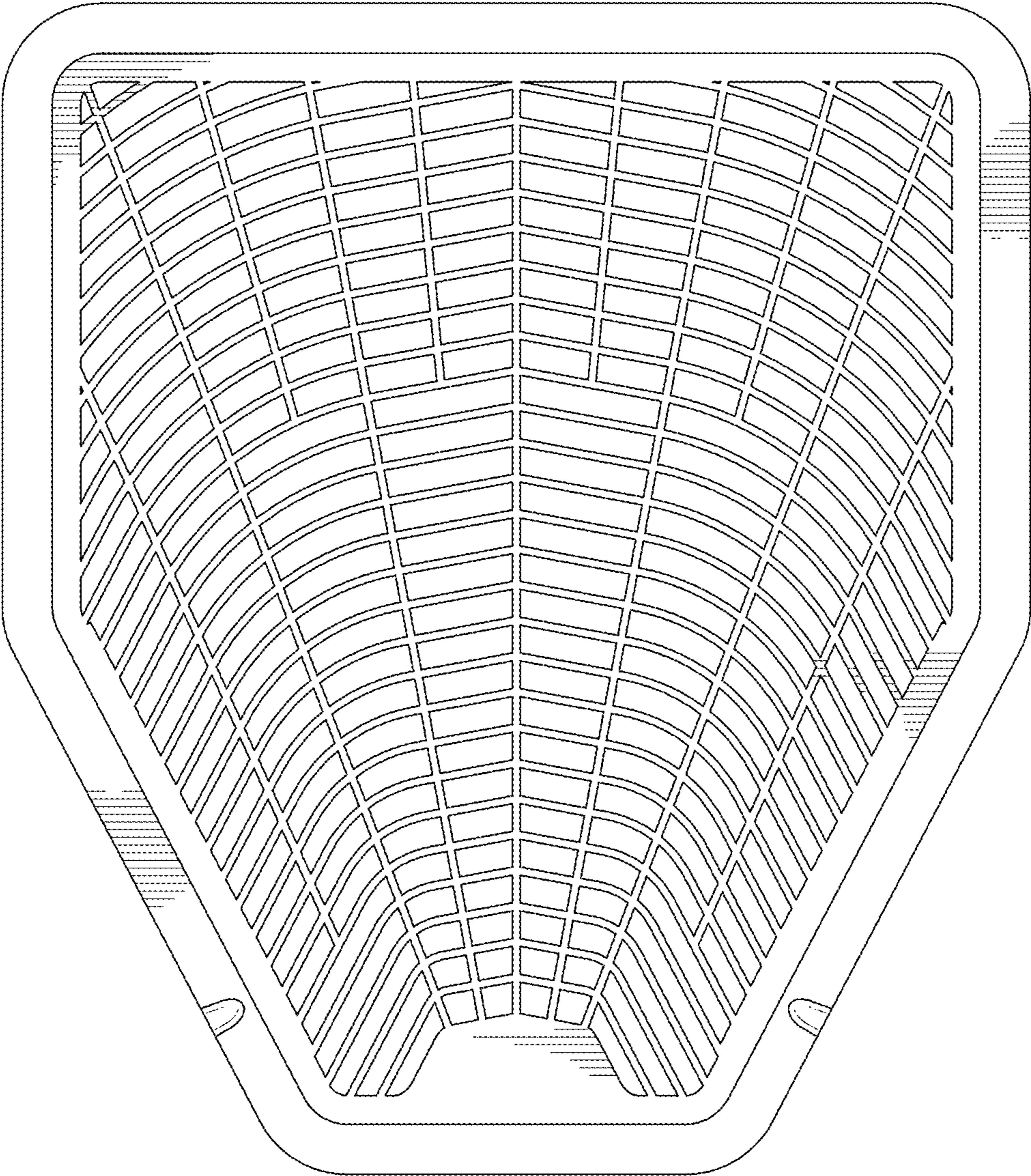


FIG. 7