

US00D759787S

(12) **United States Design Patent**
Molock

(10) **Patent No.:** **US D759,787 S**
(45) **Date of Patent:** **** Jun. 21, 2016**

(54) **GAS CYLINDER CAP RETAINER**
(71) Applicant: **Jefferson Shane Molock**, Benton, AR
(US)
(72) Inventor: **Jefferson Shane Molock**, Benton, AR
(US)
(**) Term: **14 Years**

7,025,222 B2 4/2006 Hagano
7,137,607 B2 * 11/2006 Hibbs B62J 11/00
248/112
7,281,640 B2 10/2007 Hagano
7,748,677 B2 * 7/2010 Neckel F16M 13/02
248/302
D646,961 S * 10/2011 Hampton D8/370
8,141,736 B2 3/2012 Takahashi
8,707,886 B2 4/2014 Taylor
D709,163 S 7/2014 Deruntz
D715,134 S * 10/2014 Wells D8/370

(21) Appl. No.: **29/518,561**

* cited by examiner

(22) Filed: **Feb. 25, 2015**

Primary Examiner — Robin V Webster

(51) **LOC (10) Cl.** **23-01**

(74) *Attorney, Agent, or Firm* — Stephen D. Carver

(52) **U.S. Cl.**
USPC **D23/206**

(58) **Field of Classification Search**
USPC D23/202, 206; D8/370, 373; 248/309.1,
248/302, 312, 315

(57) **CLAIM**
The ornamental design for a gas cylinder cap retainer, as shown and described.

See application file for complete search history.

DESCRIPTION

(56) **References Cited**

U.S. PATENT DOCUMENTS

1,326,853	A	12/1919	Davis	
2,397,440	A	3/1946	Schwartz	
2,444,350	A *	6/1948	Harpster H02G 11/003 24/548
2,971,045	A	2/1961	August	
D226,555	S	3/1973	Weber	
3,964,508	A	6/1976	Miller	
4,320,853	A	3/1982	Moore	
D294,171	S	2/1988	Kostanecki	
D304,610	S	11/1989	Conaway	
D311,327	S *	10/1990	Hughes D32/54
D335,009	S *	4/1993	Kunkel 248/211
6,164,482	A	12/2000	Araki	
6,332,553	B1	12/2001	Yamada	
6,478,180	B1	11/2002	Dehn, Sr.	

FIG. 1 is a frontal isometric view of my gas cylinder cap retainer;
FIG. 2 is a front plan view thereof;
FIG. 3 is a rear plan view thereof;
FIG. 4 is a right side elevational view thereof;
FIG. 5 is a left side elevational view thereof;
FIG. 6 is a top plan view thereof;
FIG. 7 is a bottom plan view thereof; and,
FIG. 8 is an isometric view of the gas cylinder cap retainer, with the environment shown in dashed lines.
The gas cylinder and the cylinder cap does not comprise part of this invention.
The retainer is shown fragmented to indicate non-specified length.

1 Claim, 4 Drawing Sheets

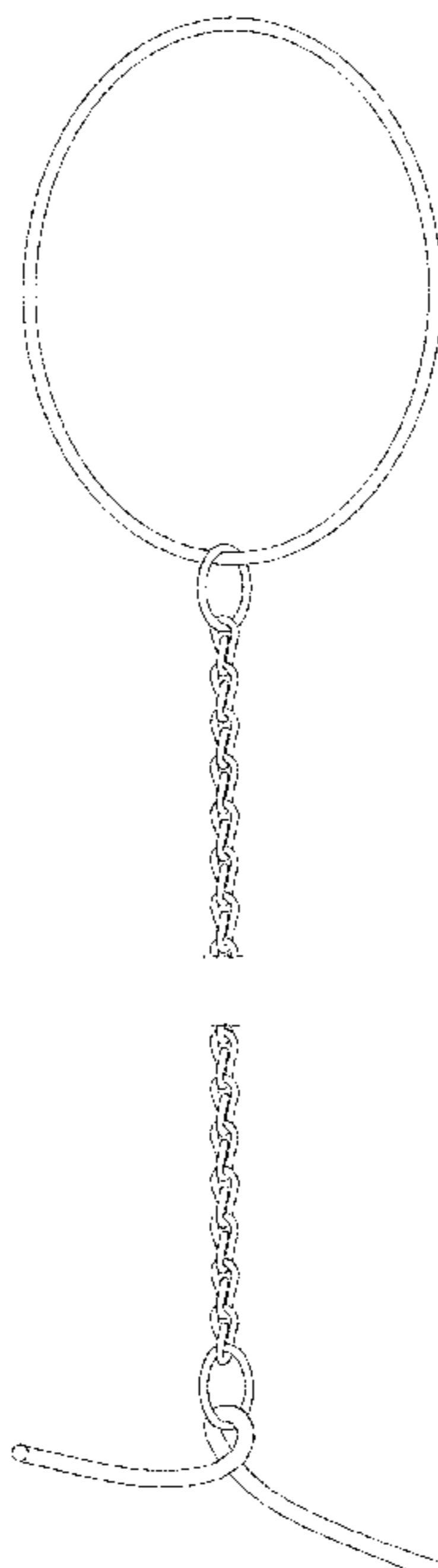
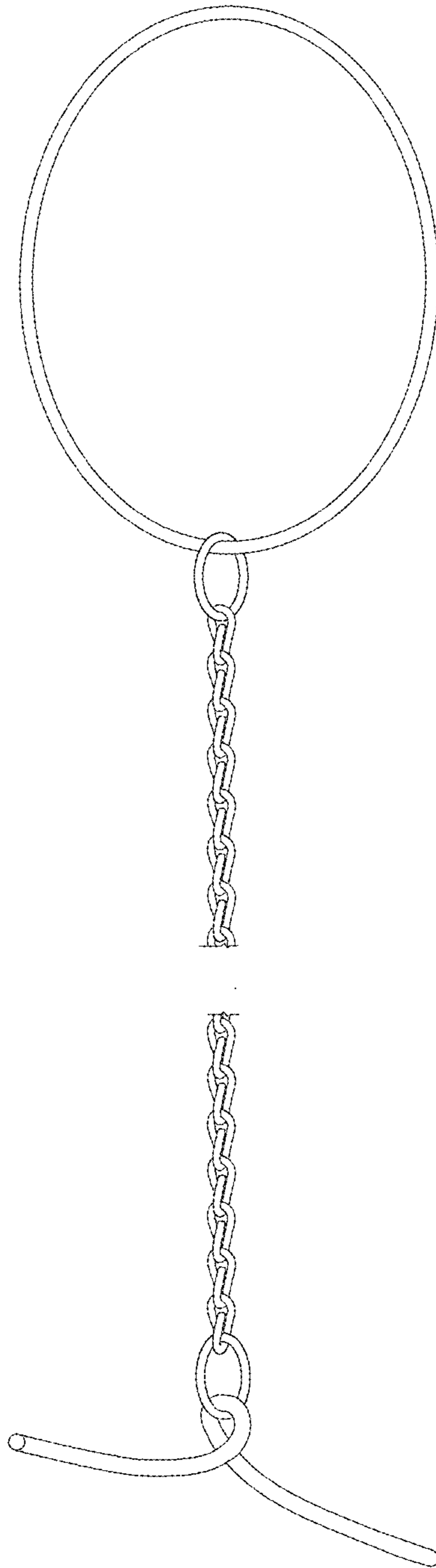


FIG. 1



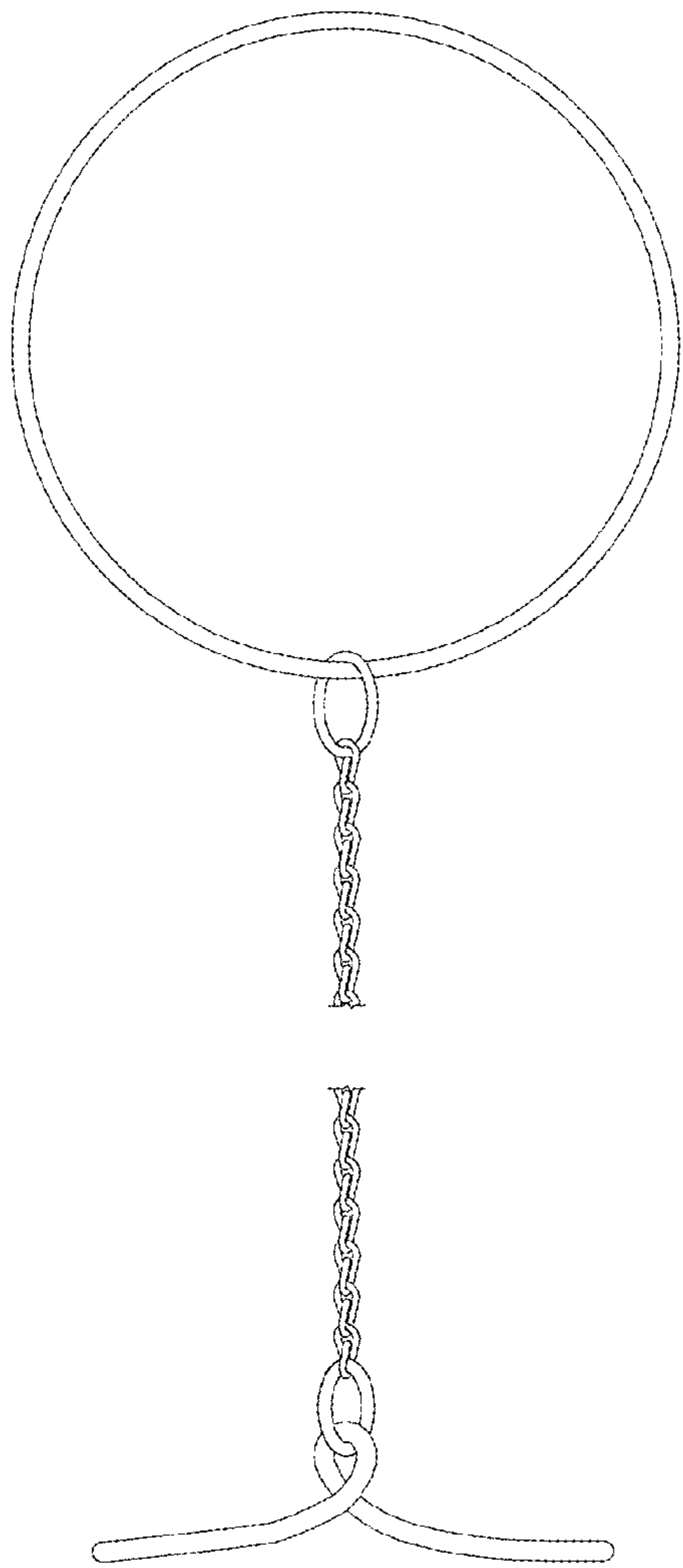


FIG. 2

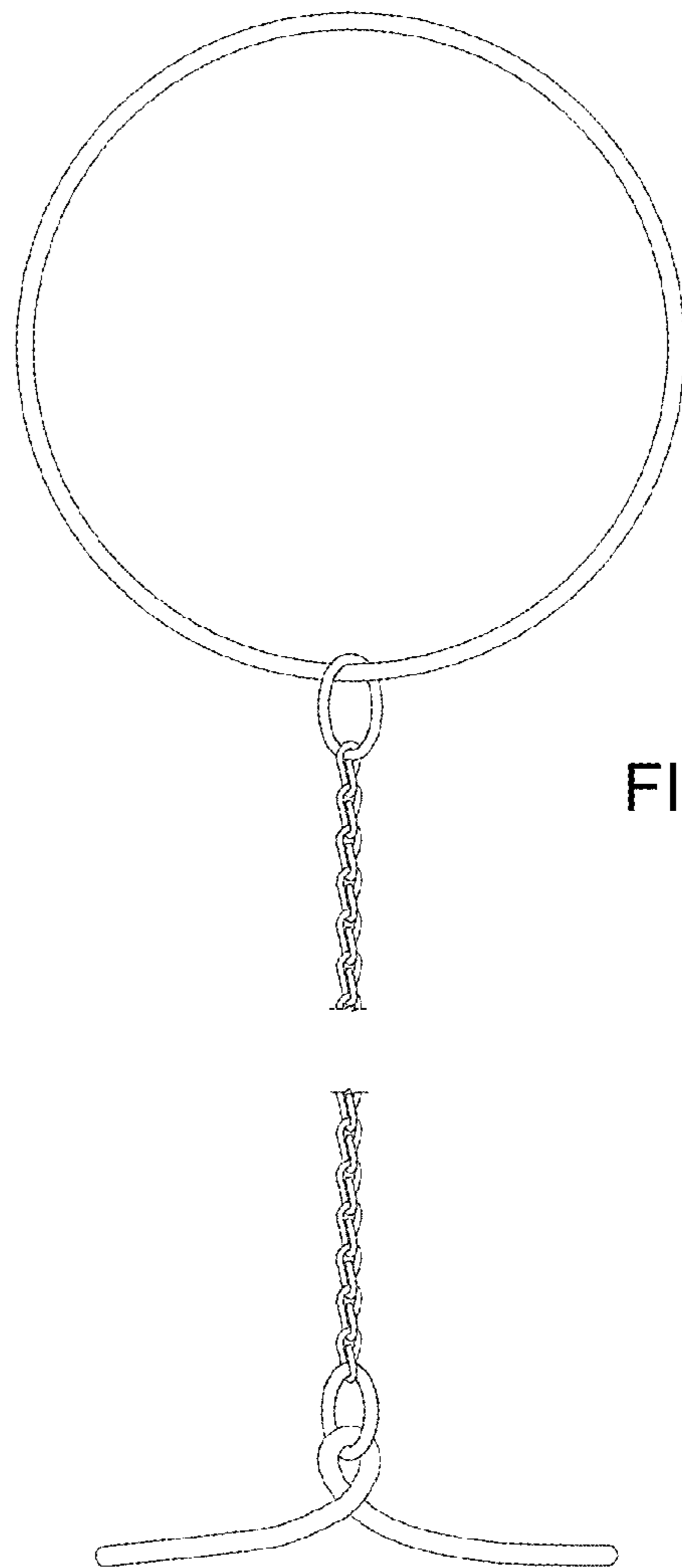


FIG. 3

FIG. 4

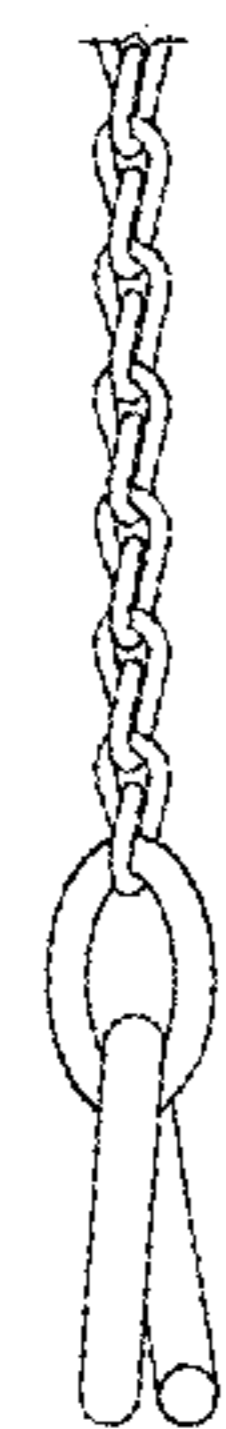


FIG. 5

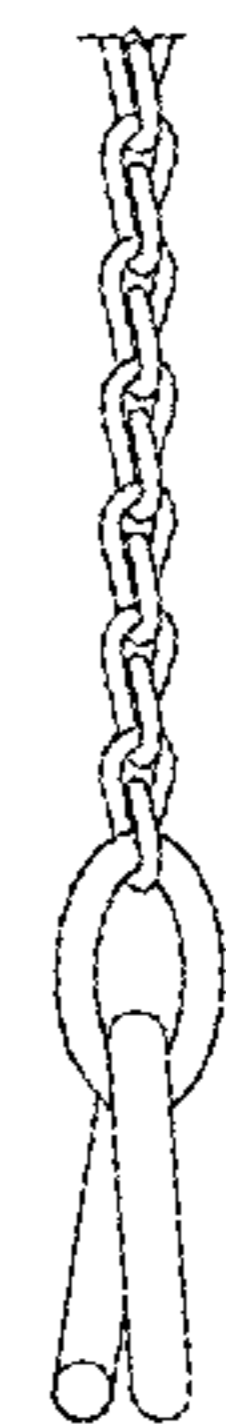
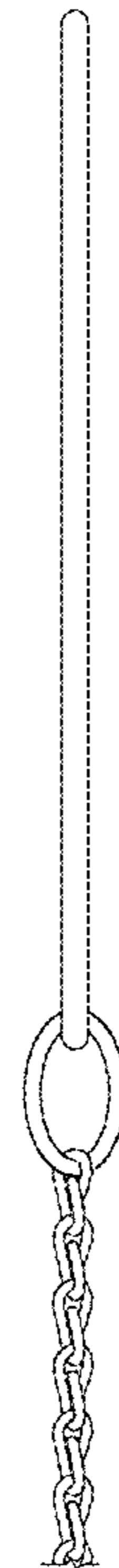


FIG. 6




FIG. 7



FIG. 8

