



US00D759785S

(12) **United States Design Patent**
Hamnvik

(10) **Patent No.:** **US D759,785 S**
(45) **Date of Patent:** **** Jun. 21, 2016**

(54) **GAS CONTAINER**

(71) Applicant: **Hexagon Ragasco AS**

(72) Inventor: **Per Vidar Hamnvik, Gjøvik (NO)**

(73) Assignee: **Hexagon Ragasco AS, Raufoss (NO)**

(**) Term: **14 Years**

(21) Appl. No.: **29/522,277**

(22) Filed: **Mar. 30, 2015**

(30) **Foreign Application Priority Data**

Sep. 30, 2014 (NO) 20140878

(51) **LOC (10) Cl.** **23-01**

(52) **U.S. Cl.**
USPC **D23/202**

(58) **Field of Classification Search**
USPC D23/202, 203; 220/4.12, 4.14, 562,
220/565, 586, 587, 905, 581, 582
CPC B65D 90/08; B60K 15/03
See application file for complete search history.

(56) **References Cited**

U.S. PATENT DOCUMENTS

2,541,065	A	2/1951	Jabour	
3,066,822	A	12/1962	Walter	
3,765,557	A	10/1973	Giwer	
D275,031	S *	8/1984	Moyse D23/202
D331,094	S *	11/1992	Sterett D23/202
D337,367	S *	7/1993	McKenzie D23/202
6,386,384	B1 *	5/2002	Chohfi F17C 13/06 206/0.6
7,255,245	B2 *	8/2007	Oliveira F17C 1/04 220/586
7,699,188	B2 *	4/2010	Oliveira F17C 13/00 220/586

7,735,506	B2	6/2010	Horton, III et al.	
D621,471	S	8/2010	Bock	
8,162,167	B2	4/2012	Da Silva	
D666,691	S *	9/2012	Higgins D23/202
D701,286	S	3/2014	Sandvold et al.	
D728,732	S *	5/2015	Higgins D23/202

OTHER PUBLICATIONS

Hexagon Ragasco, "Viking Cylinders," Product Brochure, undated, obtained from <http://www.hexagonragasco.com/downloads/documentation-and-literature> on Mar. 30, 2015.

Hexagon Ragasco, "Viking Cylinders: Technical Specifications," Product Brochure, undated, obtained from <http://www.hexagonragasco.com/downloads/documentation-and-literature> on Mar. 30, 2015.

* cited by examiner

Primary Examiner — Robin V Webster

(74) *Attorney, Agent, or Firm* — Blank Rome, LLP

(57) **CLAIM**

The ornamental design for a gas container, as shown.

DESCRIPTION

FIG. 1 is a top perspective view of a gas container of the new design.

FIG. 2 is a plan view of a top of the gas container.

FIG. 3 is an elevational view of a front side of the gas container.

FIG. 4 is an elevational view of a left side of the gas container.


FIG. 5 is an elevational view of a back side of the gas container.

FIG. 6 is an elevational view of a right side of the gas container.

FIG. 7 is a plan view of a bottom of the gas container; and,

FIG. 8 is a bottom perspective view of the gas container.

1 Claim, 4 Drawing Sheets



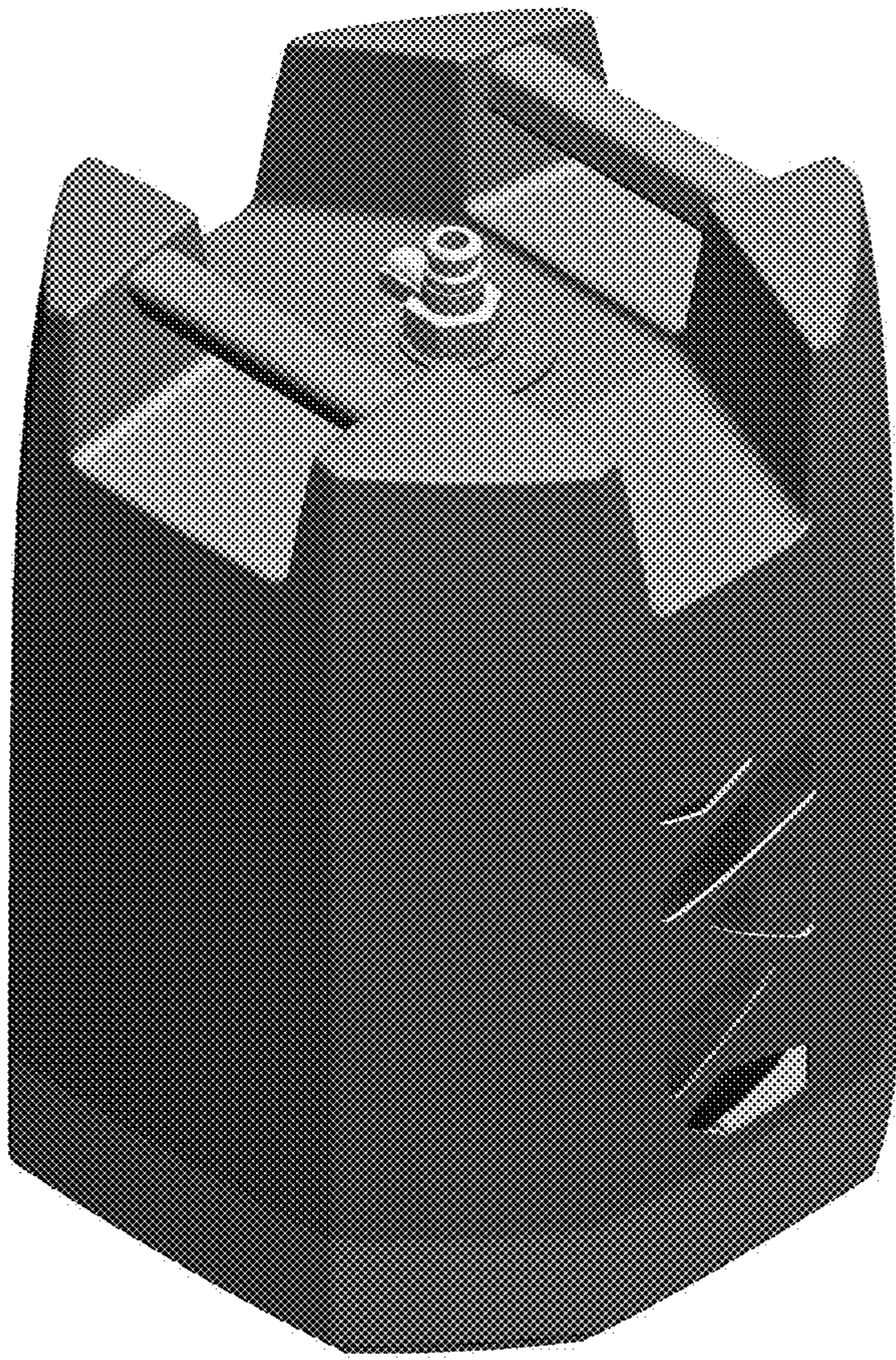


FIG. 1

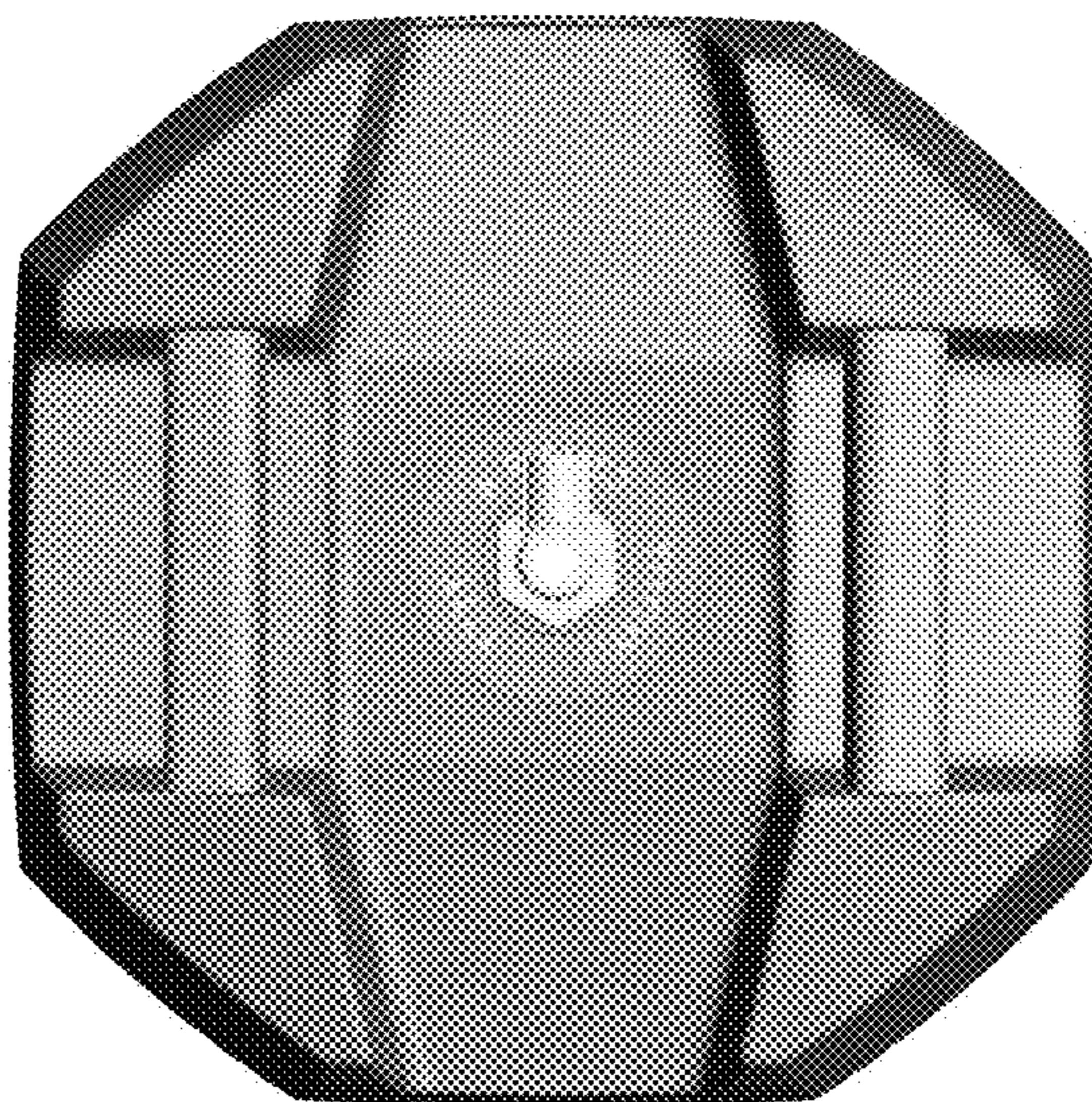


FIG. 2




FIG. 3




FIG. 4



FIG. 5




FIG. 6

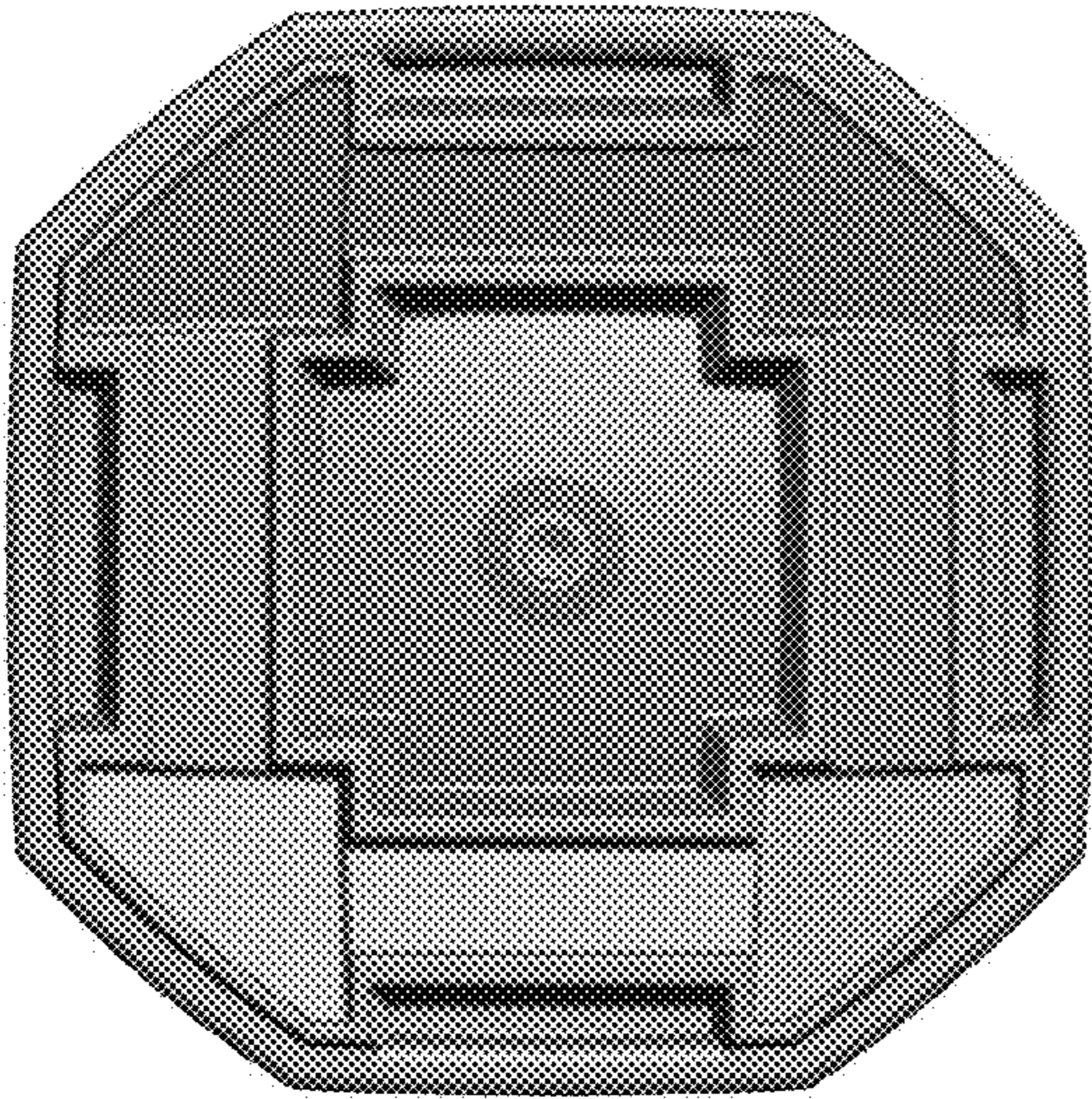


FIG. 7




FIG. 8