



US00D759766S

(12) **United States Design Patent**
Hardstaff

(10) **Patent No.:** **US D759,766 S**
(45) **Date of Patent:** **** Jun. 21, 2016**

(54) **TOY ELEMENT**

(71) Applicant: **Creative Design Ideas Limited,**
Cirencester (GB)

(72) Inventor: **Richard Keith Hardstaff,** Cheltenham
(GB)

(73) Assignee: **Creative Design Ideas Limited,**
Cirencester (GB)

(**) Term: **14 Years**

(21) Appl. No.: **29/525,234**

(22) Filed: **Apr. 28, 2015**

(30) **Foreign Application Priority Data**

Oct. 29, 2014 (EP) 001424188-0005

(51) **LOC (10) CL.** **21-01**

(52) **U.S. CL.**
USPC **D21/505; D21/492**

(58) **Field of Classification Search**

USPC D21/333, 373, 386, 389, 404, 468, 470,
D21/471, 475, 484-505; 446/69, 85,
446/102-128; 434/167, 208, 259, 403;
273/153, 156, 160

CPC A63H 33/04; A63H 33/06; A63H 33/062;
A63H 33/08; A63H 33/086; A63H 33/088;
A63H 33/10; A63H 33/101; A63H 33/108;
A63H 33/12; A63F 9/12; A63F 9/1224

See application file for complete search history.

(56) **References Cited**

U.S. PATENT DOCUMENTS

2,776,521 A * 1/1957 Zimmerman A63H 33/065
16/227
D234,706 S * 4/1975 Harvey D21/489
D234,791 S * 4/1975 McAllister D21/489
4,055,019 A * 10/1977 Harvey A63F 9/12
220/315
4,731,041 A * 3/1988 Ziegler A63H 33/065
446/102

D313,436 S * 1/1991 Erickson D21/489
D380,787 S * 7/1997 Gabriel D21/489
D380,790 S * 7/1997 Gabriel D21/489
6,116,980 A * 9/2000 Bauer A63H 33/04
446/104
6,142,848 A * 11/2000 Madner A63H 33/04
446/107
6,152,797 A * 11/2000 David A63H 33/08
434/403
6,186,855 B1 * 2/2001 Bauer A63H 33/04
446/104
7,438,623 B2 * 10/2008 Lin A63H 33/086
446/104
8,109,803 B2 * 2/2012 Kichijo A63H 33/108
428/33
2010/0009788 A1 * 1/2010 Hasbach Lugo A63B 37/12
473/569

OTHER PUBLICATIONS

Website: <http://www.polydron.co.uk/polydron-sphera/polydron-sphera-24-sphere-pieces.html>, Product Page for Polydron Sphera 24 Sphere Pieces.

* cited by examiner

Primary Examiner — Cynthia M Chin

(74) *Attorney, Agent, or Firm* — Simpson & Simpson, PLLC

(57) **CLAIM**

The ornamental design for a toy element, as shown and described.

DESCRIPTION

FIG. 1 is a top perspective view of a toy element of the present invention;

FIG. 2 is a front perspective view of the invention shown in FIG. 1;

FIG. 3 is a rear perspective view of the invention shown in FIG. 1;

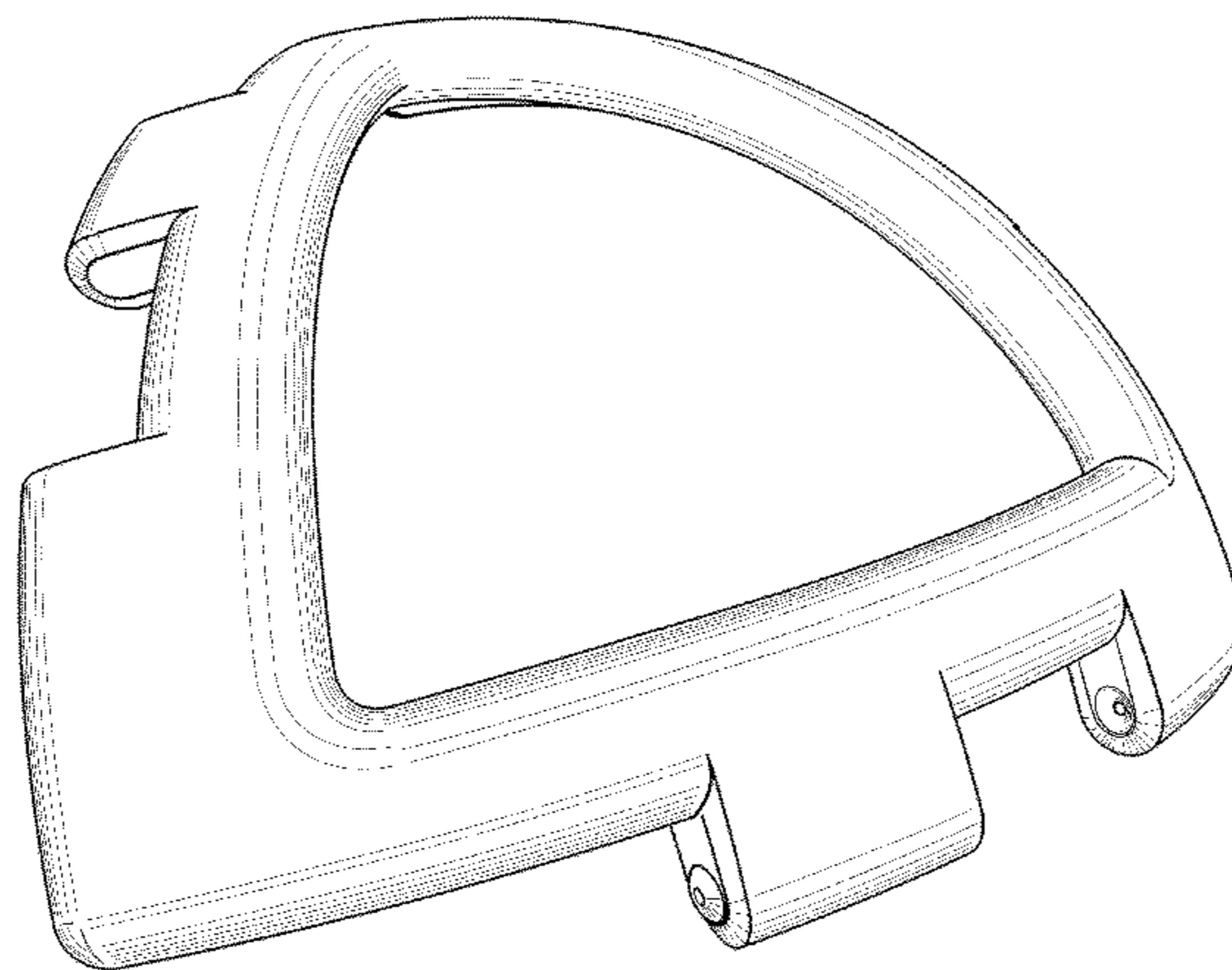
FIG. 4 is a top perspective view of the invention shown in FIG. 1;

FIG. 5 is a bottom perspective view of the invention shown in FIG. 1;

FIG. 6 is an outside perspective view of the invention shown in FIG. 1; and,

FIG. 7 is an inside perspective view of the invention shown in FIG. 1.

1 Claim, 7 Drawing Sheets



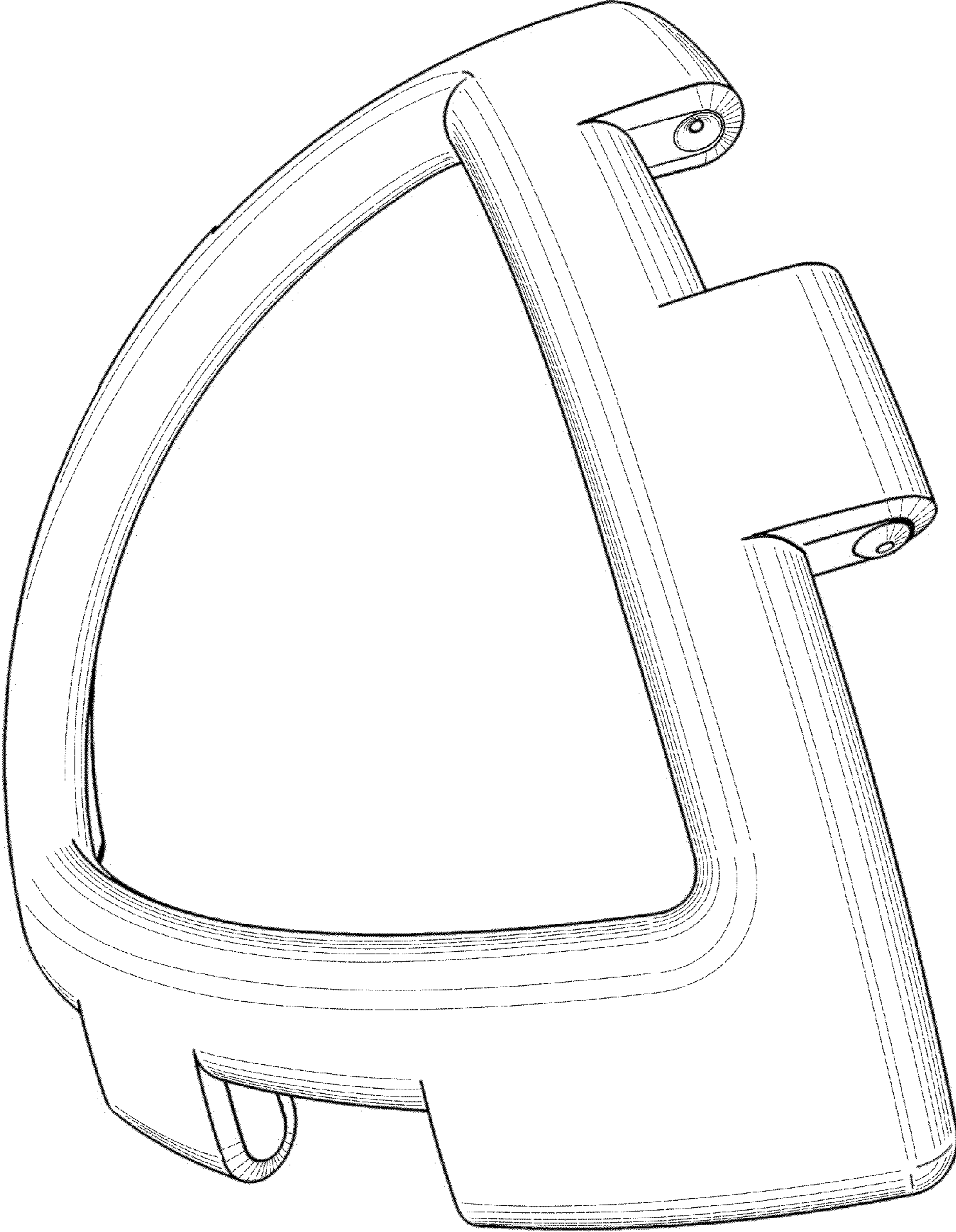


Fig. 1

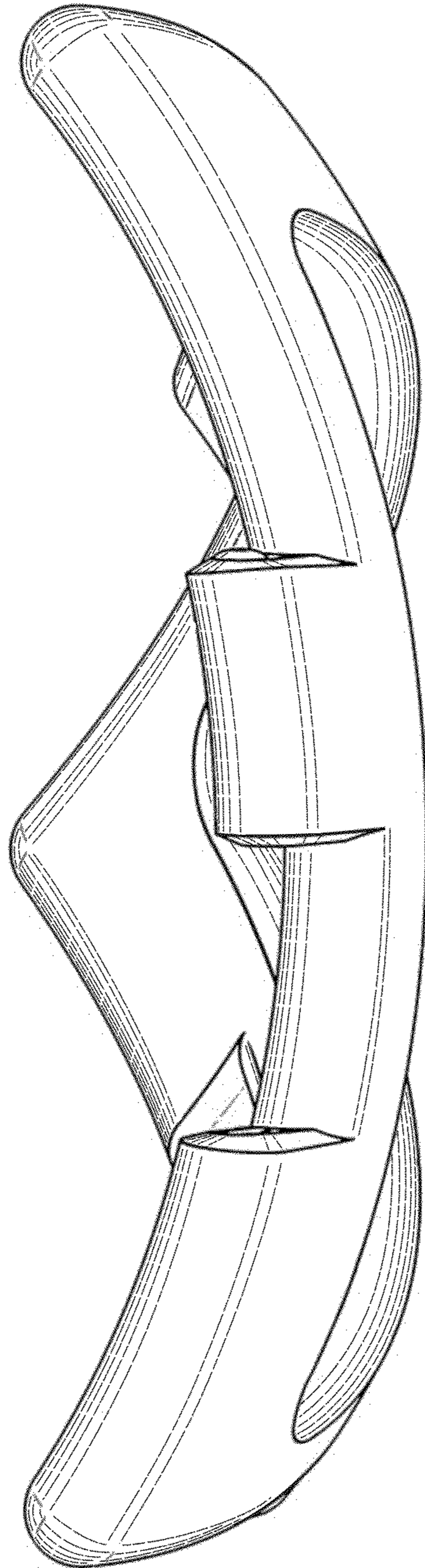


Fig. 2

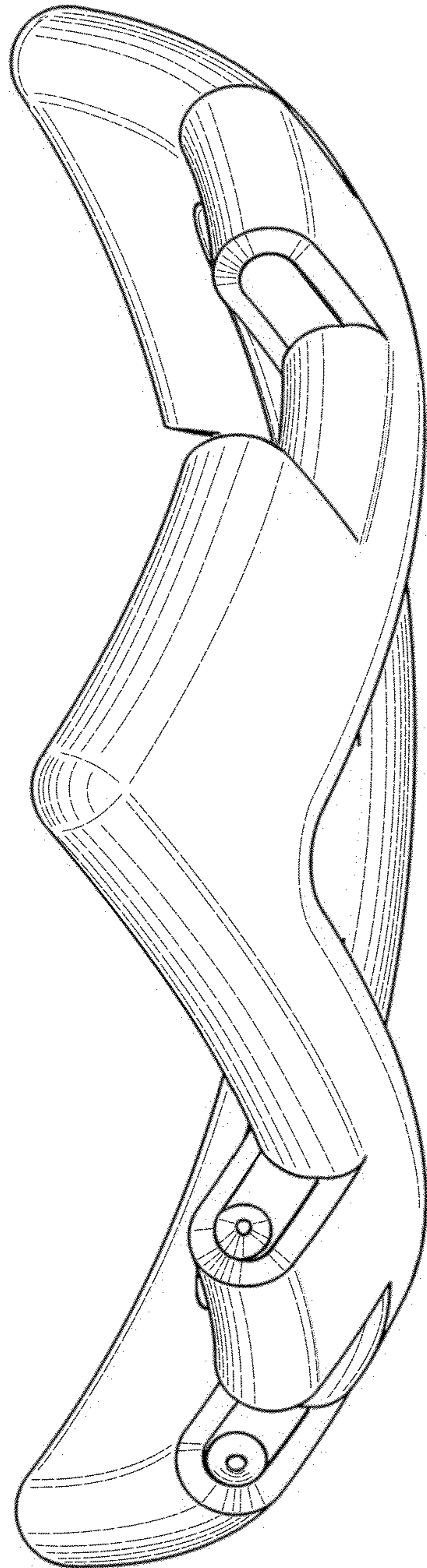


Fig. 3

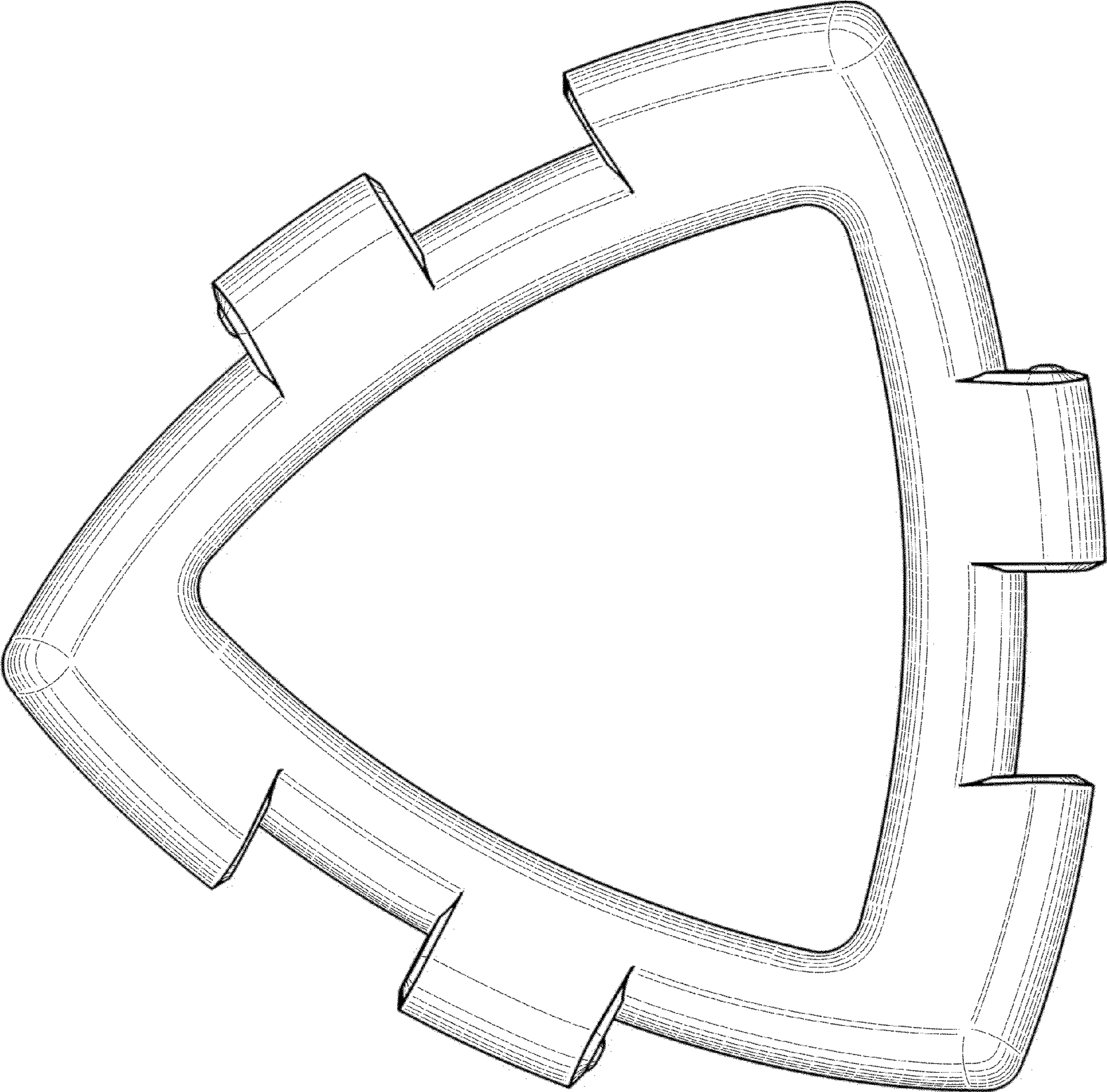


Fig. 4

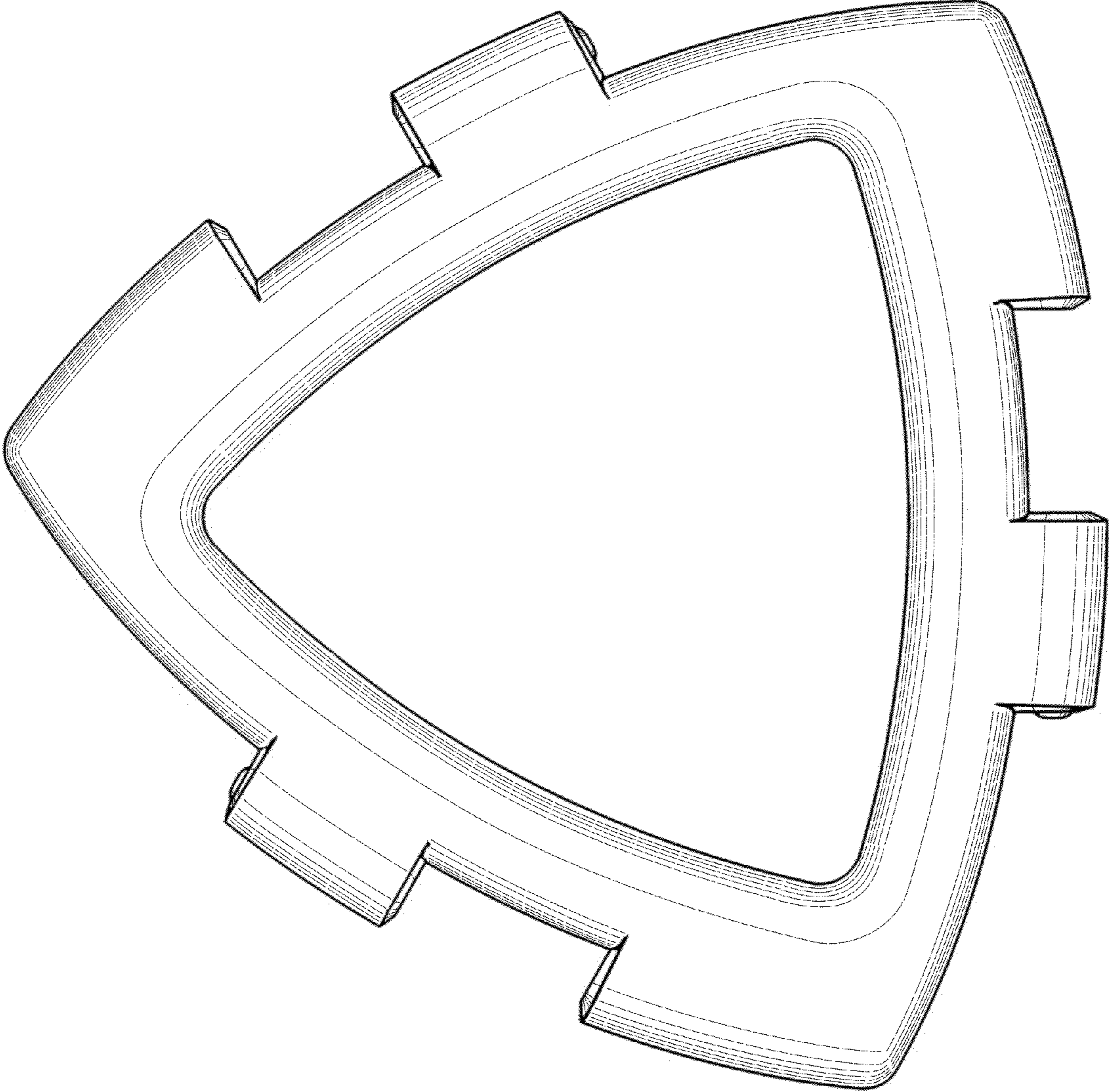


Fig. 5

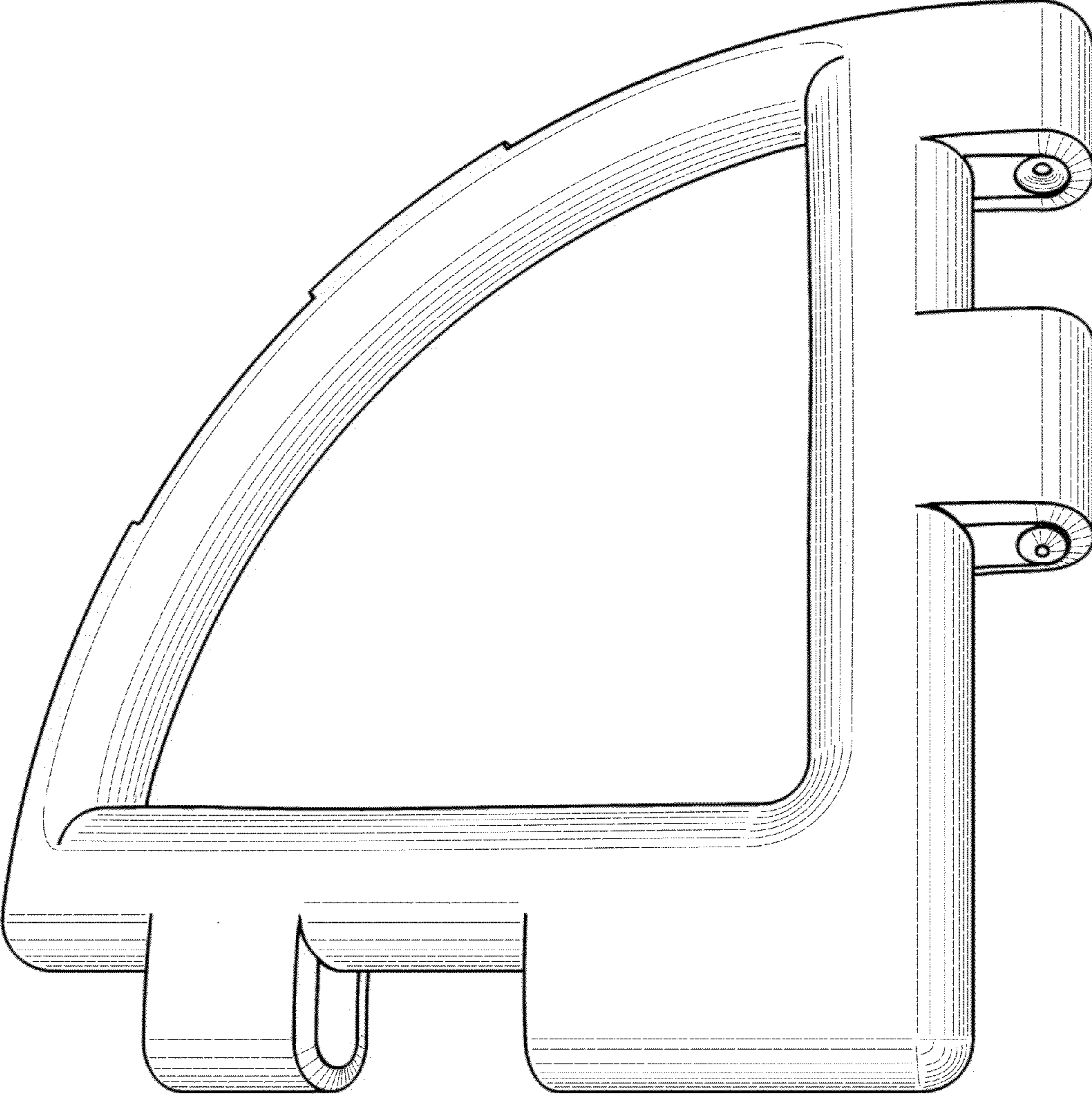


Fig. 6

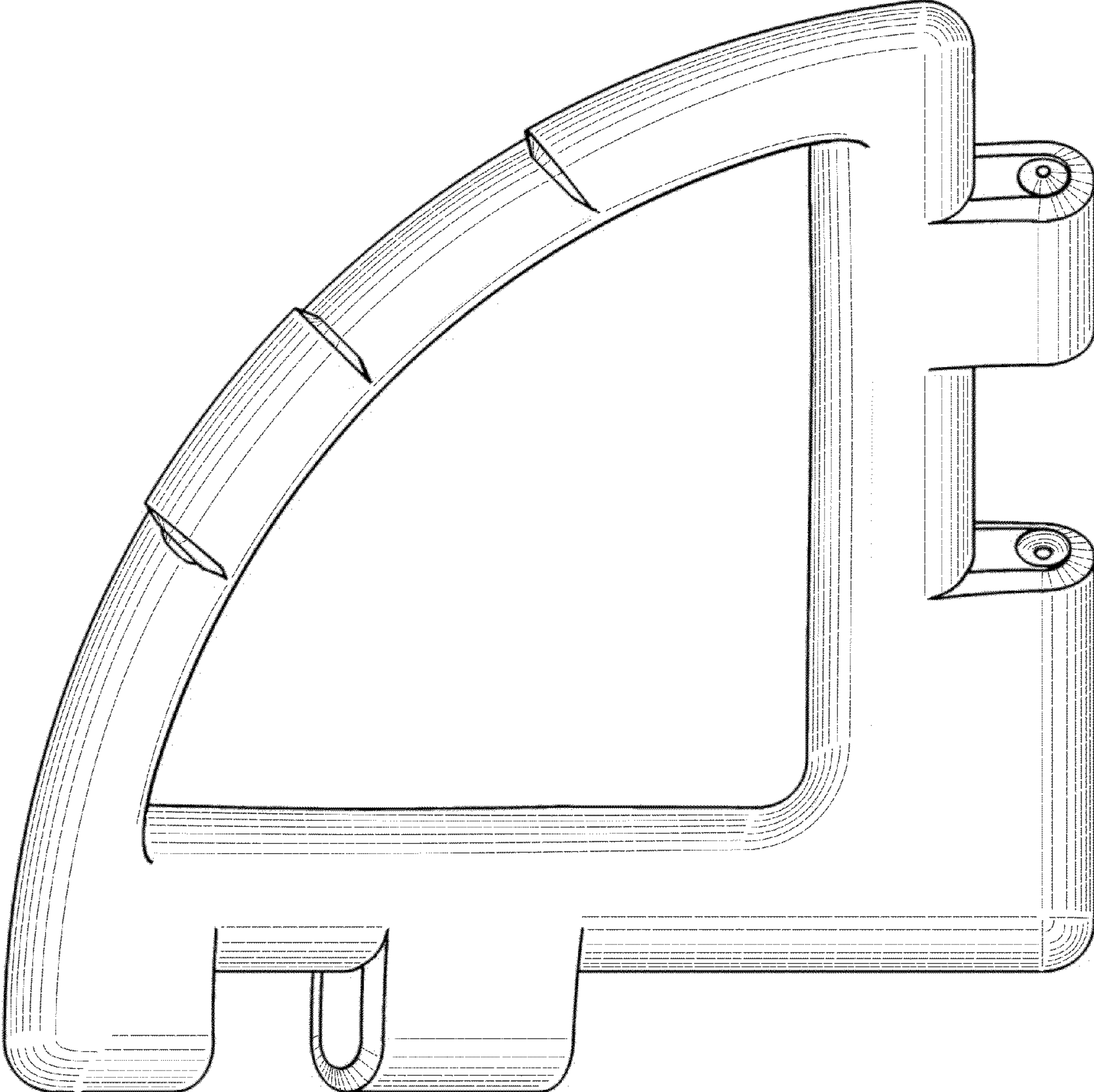


Fig. 7