



US00D759758S

(12) **United States Design Patent**
Garfinkle

(10) **Patent No.:** **US D759,758 S**
(45) **Date of Patent:** **** Jun. 21, 2016**

- (54) **CURVED CARD HOLDER**
- (71) Applicant: **Clamp Swing Pricing Company,**
Oakland, CA (US)
- (72) Inventor: **Benjamin Garfinkle,** Piedmont, CA
(US)
- (73) Assignee: **Clamp Swing Pricing Company,**
Oakland, CA (US)

2,679,846 A *	6/1954	Addison	B42F 21/08 40/360
D439,929 S *	4/2001	Shanok	D20/43
D446,249 S *	8/2001	Bjerke	D20/44
D484,544 S *	12/2003	Healy	D20/43
D485,313 S *	1/2004	Healy	D20/43
D513,280 S *	12/2005	Kosir	D20/44
D552,687 S *	10/2007	Smalley	D20/44
D614,239 S *	4/2010	Garfinkle	D20/44
D614,241 S *	4/2010	Garfinkle	D20/44
D696,205 S *	12/2013	Woodlief	D13/155
D745,368 S *	12/2015	Lutze	D13/184

(**) Term: **14 Years**

* cited by examiner

(21) Appl. No.: **29/516,288**

Primary Examiner — Mary Ann Calabrese

(22) Filed: **Jan. 30, 2015**

(74) *Attorney, Agent, or Firm* — Bay Area Technology Law Group PC

(51) **LOC (10) Cl.** **20-03**

(52) **U.S. Cl.**
USPC **D20/43**

(58) **Field of Classification Search**
USPC D20/10, 42-44, 99; D25/119
CPC G09F 1/10; G09F 1/103; G09F 1/12;
G09F 1/14; G09F 2001/106; G09F 3/18;
G09F 3/185; G09F 3/20; G09F 3/201; G09F
3/202; G09F 3/204; G09F 7/10; G09F 7/18
See application file for complete search history.

(57) **CLAIM**
The ornamental design for a curved card holder, as shown and described.

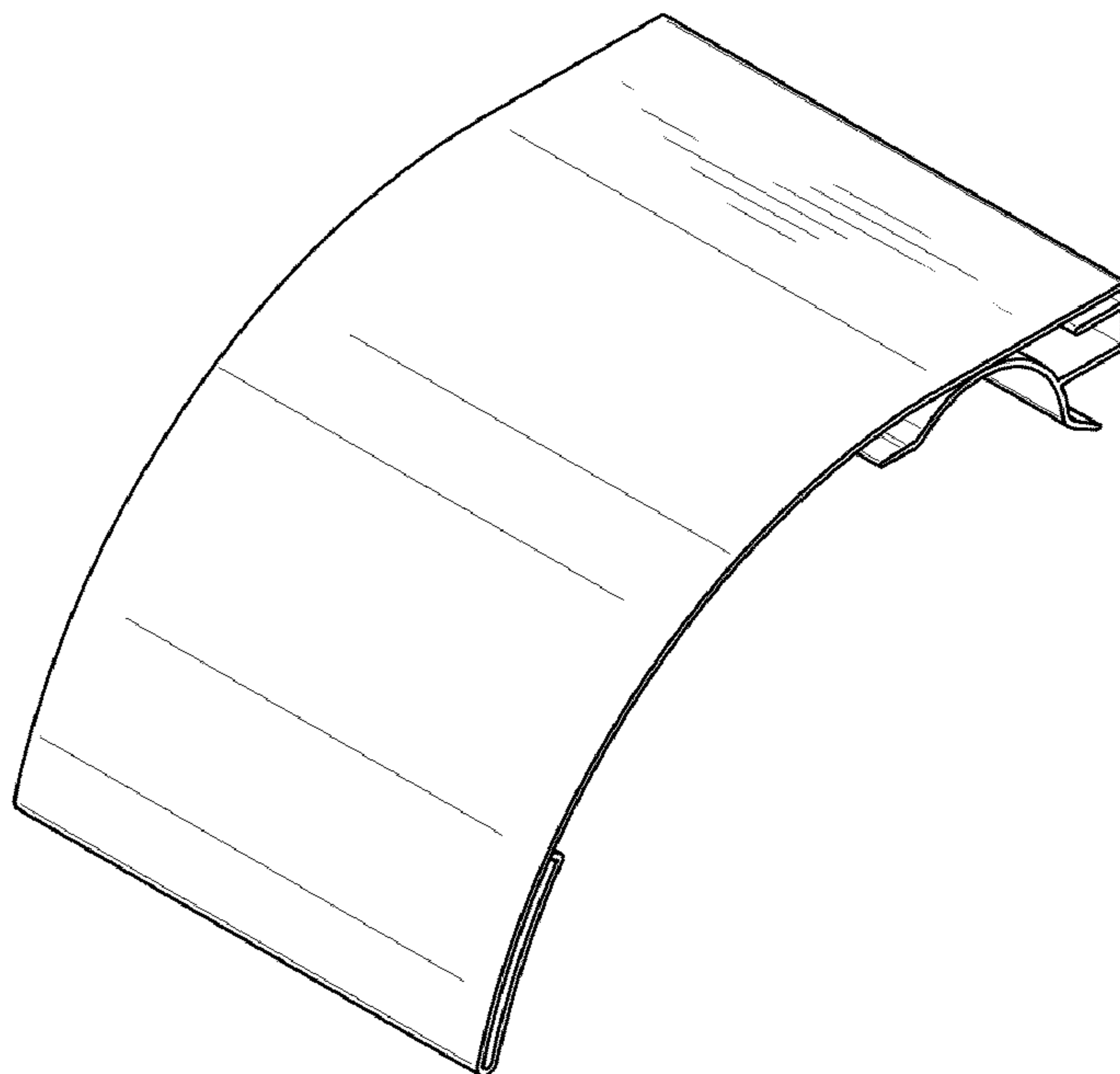
(56) **References Cited**
U.S. PATENT DOCUMENTS

D127,812 S *	6/1941	Owen	D20/99
D128,793 S *	8/1941	Bonnell	D25/119

DESCRIPTION

FIG. 1 is a perspective view of a curved card holder showing my new design;
FIG. 2 is a right side view of FIG. 1;
FIG. 3 is a left side view of FIG. 1;
FIG. 4 is a top plan view of FIG. 1;
FIG. 5 is a bottom plan view of FIG. 1;
FIG. 6 is a front view of FIG. 1; and,
FIG. 7 is a rear view of FIG. 1.

1 Claim, 2 Drawing Sheets



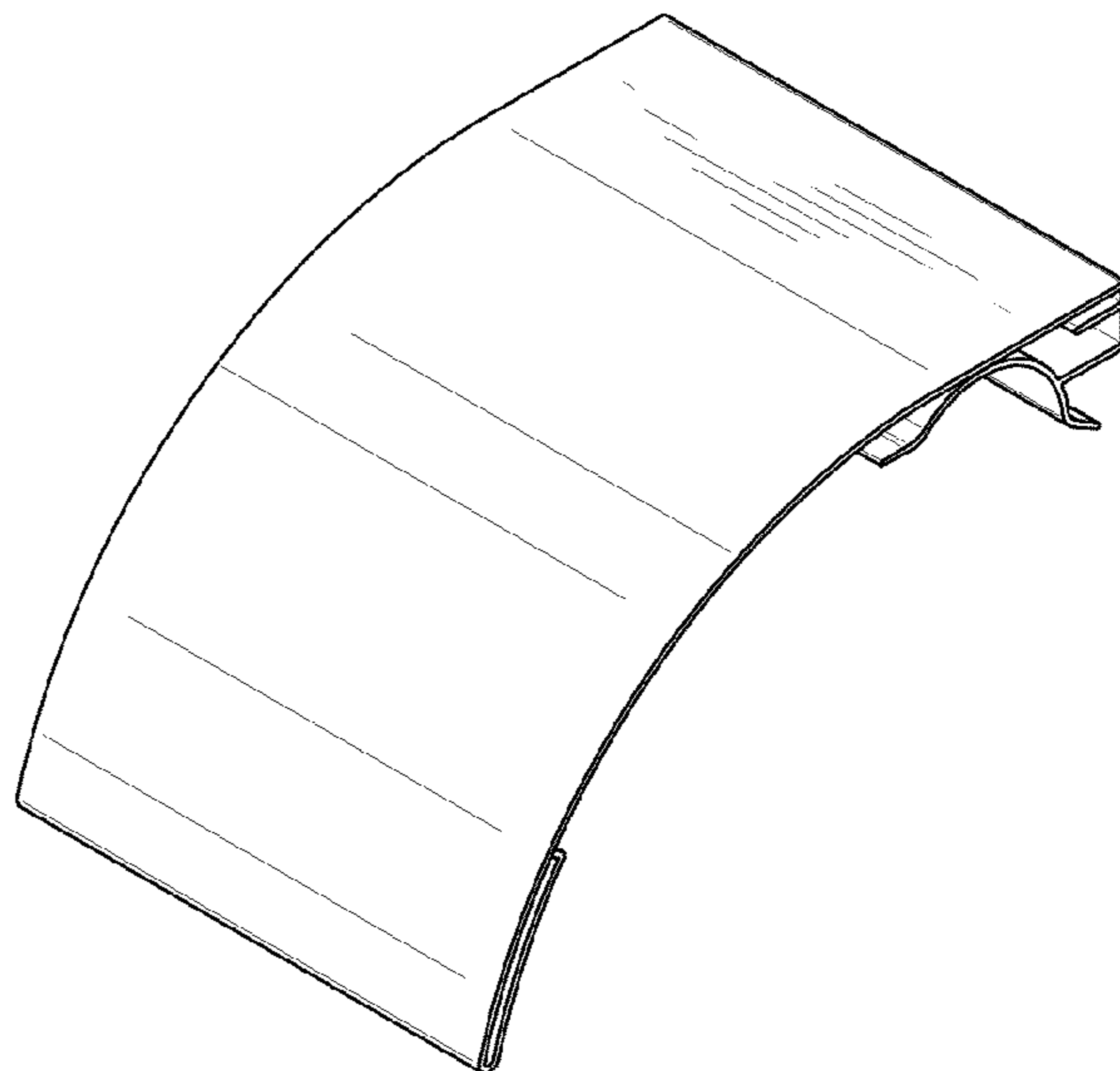


FIG. 1




FIG. 2

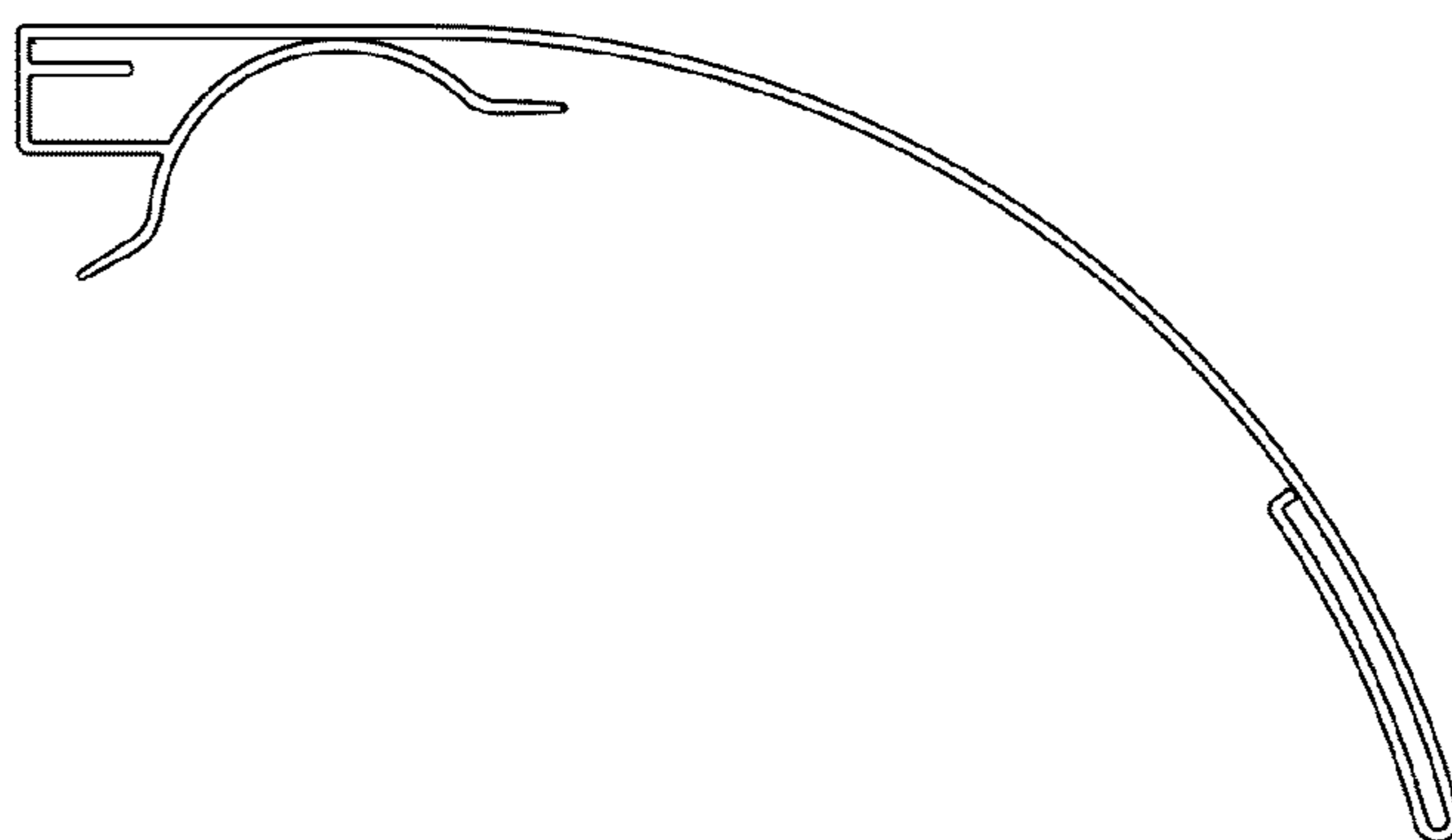


FIG. 3

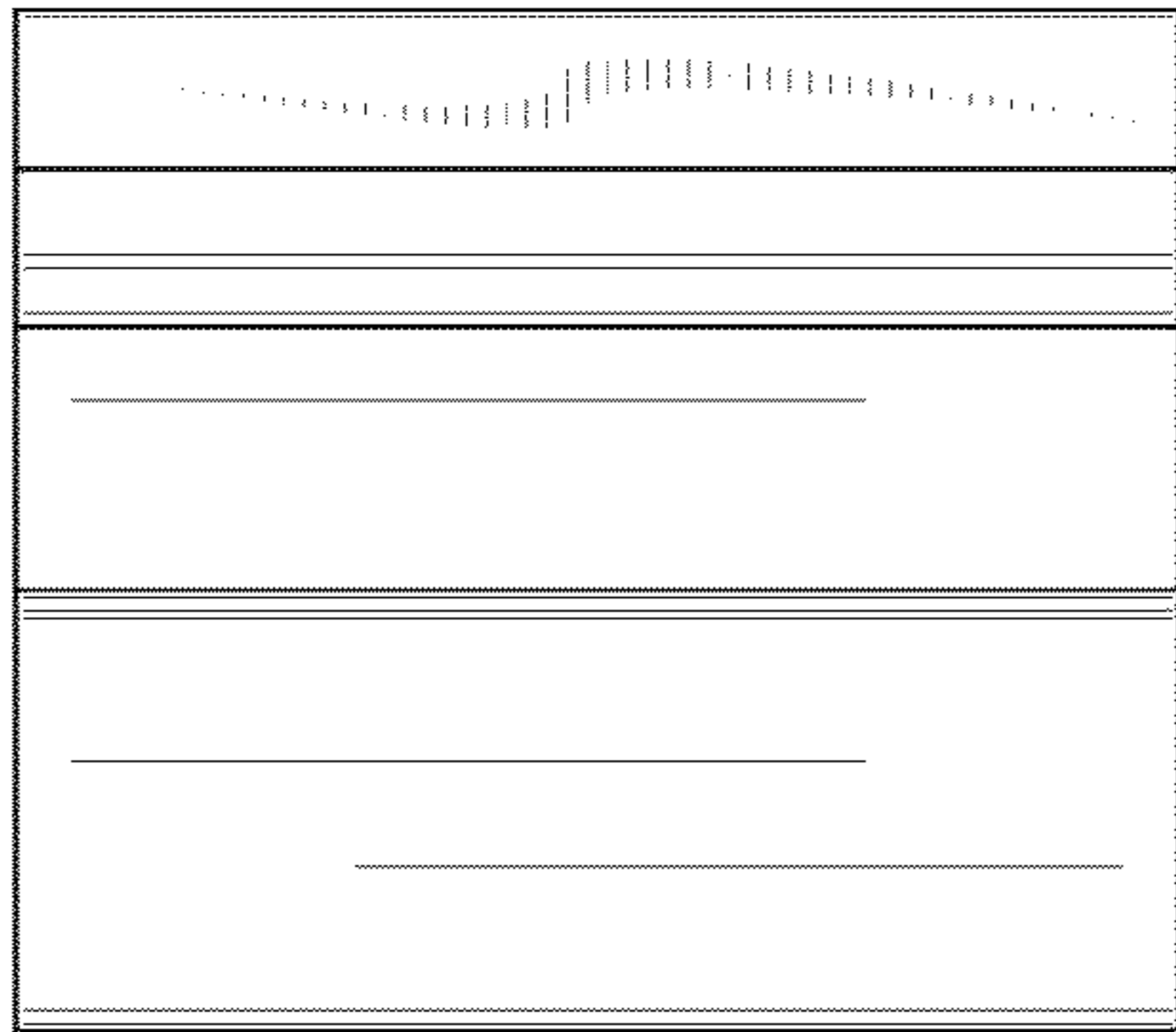


FIG. 4




FIG. 5

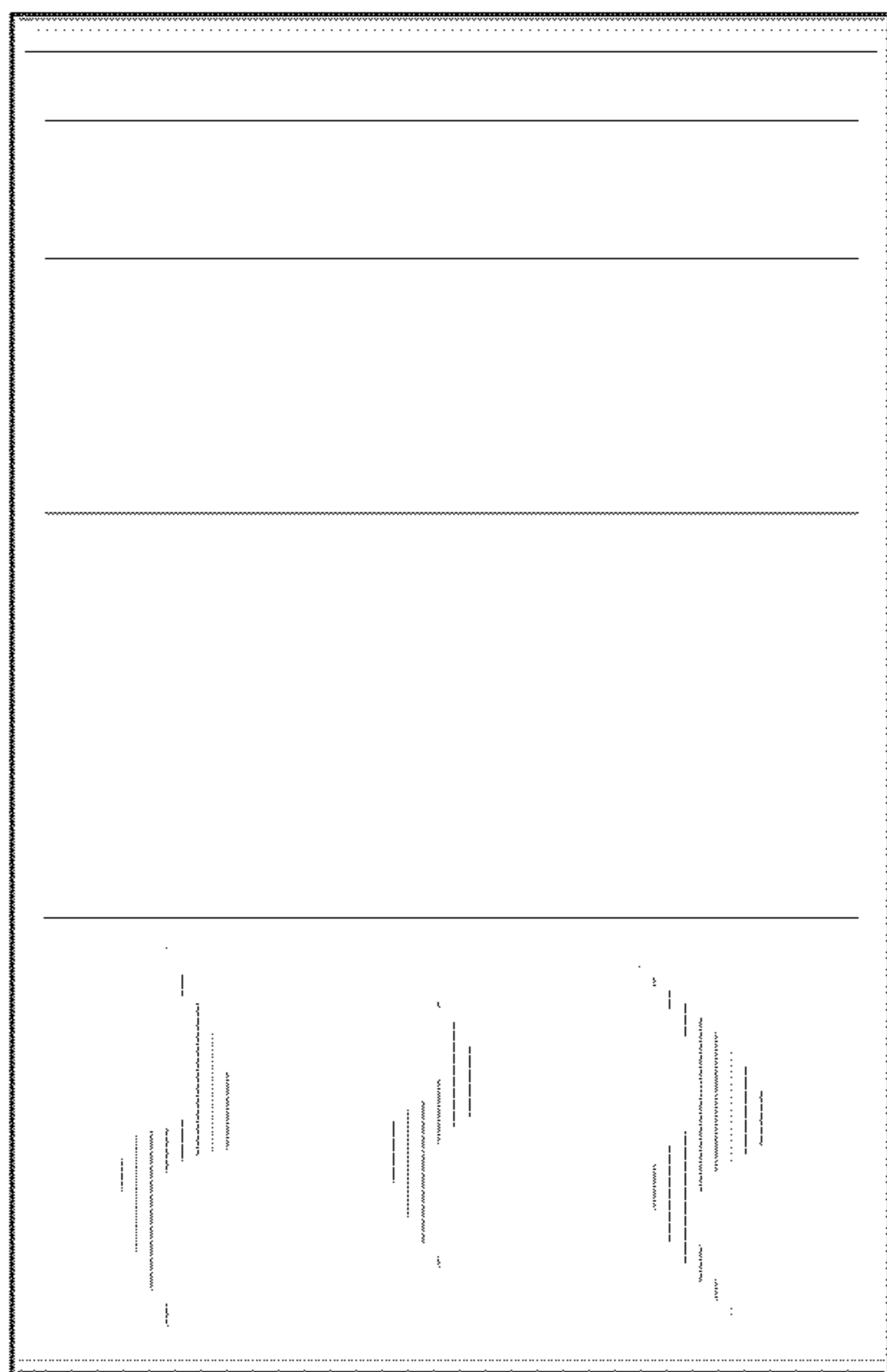


FIG. 6




FIG. 7