



US00D759739S

(12) **United States Design Patent**  
**Thomsen**

(10) **Patent No.:** **US D759,739 S**  
(45) **Date of Patent:** **\*\* \*Jun. 21, 2016**

- (54) **GEAR BOX COVER PLATE**
- (71) Applicant: **Ronald Tib Thomsen**, Kalispell, MT (US)
- (72) Inventor: **Ronald Tib Thomsen**, Kalispell, MT (US)
- (73) Assignee: **Concepts In Plastics, LLC**, Phoenix, AZ (US)
- (\*) Notice: This patent is subject to a terminal disclaimer.
- (\*\*) Term: **14 Years**
- (21) Appl. No.: **29/510,636**
- (22) Filed: **Dec. 1, 2014**
- (51) **LOC (10) Cl.** ..... **15-99**
- (52) **U.S. Cl.**  
USPC ..... **D15/148**
- (58) **Field of Classification Search**  
USPC ..... D6/300; D8/353; D13/156; D14/371; D15/143, 148, 149  
See application file for complete search history.

- D478,603 S \* 8/2003 Tsergas ..... D15/148
- D485,236 S \* 1/2004 Tsergas ..... D13/122
- D491,209 S \* 6/2004 Tsergas ..... D15/148
- D493,695 S \* 8/2004 Wengrower ..... D13/177
- D508,198 S \* 8/2005 Holger ..... D8/353
- D510,552 S \* 10/2005 Phillips ..... D12/193
- D531,884 S \* 11/2006 Fabrizi ..... D8/353
- D550,076 S \* 9/2007 Ni ..... D8/353
- D562,780 S \* 2/2008 Egea Soler ..... D13/177
- D609,018 S \* 2/2010 Tzeng ..... D14/371
- D613,510 S \* 4/2010 Tzeng ..... D14/371
- D622,514 S \* 8/2010 Park ..... D6/308
- D622,970 S \* 9/2010 Tang ..... D14/371
- D626,341 S \* 11/2010 Tang ..... D14/371
- D631,263 S \* 1/2011 Tang ..... D14/371
- D635,784 S \* 4/2011 Li ..... D6/308
- D636,188 S \* 4/2011 Kim ..... D6/308
- D640,639 S \* 6/2011 Gravalin ..... D13/133
- D644,914 S \* 9/2011 Hoffman ..... D8/353
- D645,794 S \* 9/2011 Noble ..... D12/159
- D647,903 S \* 11/2011 McClelland ..... D14/371
- D648,642 S \* 11/2011 Wallaert ..... D10/49

(Continued)

*Primary Examiner* — Patricia Palasik  
(74) *Attorney, Agent, or Firm* — Robin Kelson Consulting

(57) **CLAIM**  
I claim the ornamental design for the gear box cover plate, as shown and described.

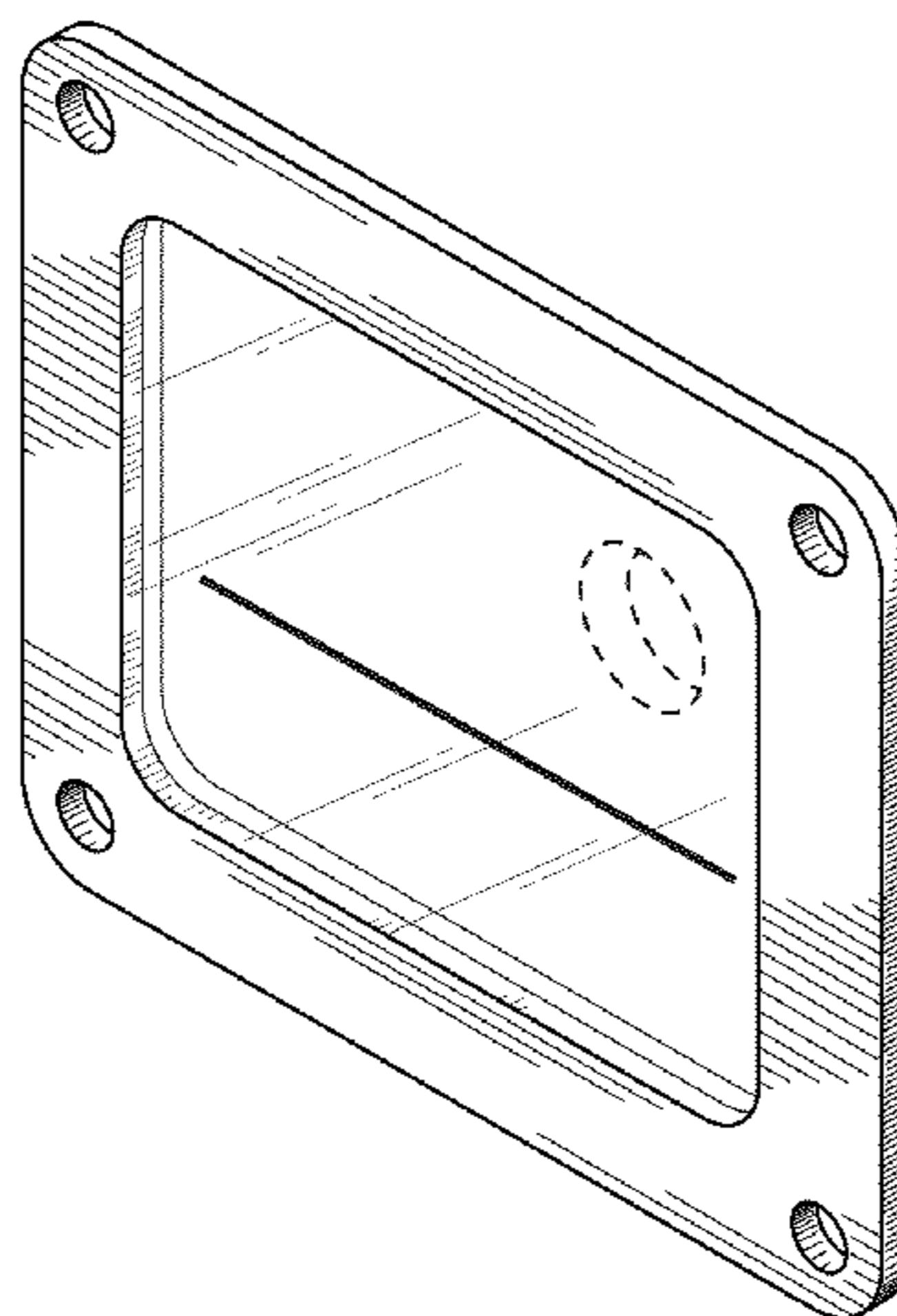
**DESCRIPTION**

FIG. 1 is a top plan view of a gear box cover plate comprising a transparent window with marking of my new design;  
FIG. 2 is a bottom plan view thereof;  
FIG. 3 is a long side plan view thereof, it being understood that the opposite side not shown is a substantial mirror image thereof;  
FIG. 4 is a short side plan view thereof, it being understood that the opposite side not shown is a substantial mirror image thereof; and,  
FIG. 5 is a perspective view thereof.  
The broken line in the drawings depicts unclaimed environmental subject matter.

**1 Claim, 2 Drawing Sheets**

(56) **References Cited**  
U.S. PATENT DOCUMENTS

- D278,824 S \* 5/1985 Votaw ..... D15/149
- 4,989,353 A \* 2/1991 Astolfi ..... A47G 1/142  
40/761
- 5,180,886 A \* 1/1993 Dierenbach ..... H02G 3/14  
174/66
- D371,138 S \* 6/1996 Waskiewicz ..... 384/428
- D436,926 S \* 1/2001 Lew ..... D13/152
- D437,334 S \* 2/2001 Song ..... D15/148
- D440,995 S \* 4/2001 Tsergas ..... D15/148
- D442,197 S \* 5/2001 Willet ..... D15/143
- 6,384,334 B1 \* 5/2002 Webb ..... H02G 3/126  
174/50
- D467,258 S \* 12/2002 Tsergas ..... D15/148
- D472,211 S \* 3/2003 Tsergas ..... D13/122
- D475,967 S \* 6/2003 Tsergas ..... D13/122



(56)

**References Cited**

U.S. PATENT DOCUMENTS

D661,661 S \* 6/2012 Marrero ..... D13/152  
D670,507 S \* 11/2012 Fenno, III ..... D6/302  
D686,827 S \* 7/2013 Lee ..... D6/301  
D689,054 S \* 9/2013 Snyder ..... D14/440  
D705,223 S \* 5/2014 Akana ..... D14/341  
D706,775 S \* 6/2014 Akana ..... D14/341

D707,635 S \* 6/2014 Hagarty ..... D13/156  
D712,400 S \* 9/2014 Kim ..... D14/341  
D714,617 S \* 10/2014 Miller ..... D8/350  
D719,528 S \* 12/2014 Hagarty ..... D13/156  
8,951,157 B2 \* 2/2015 McGlaun ..... F16H 57/027  
475/161  
D730,158 S \* 5/2015 Miller ..... D8/350  
D733,679 S \* 7/2015 Fan ..... D14/214  
D737,245 S \* 8/2015 Fan ..... D14/214

\* cited by examiner

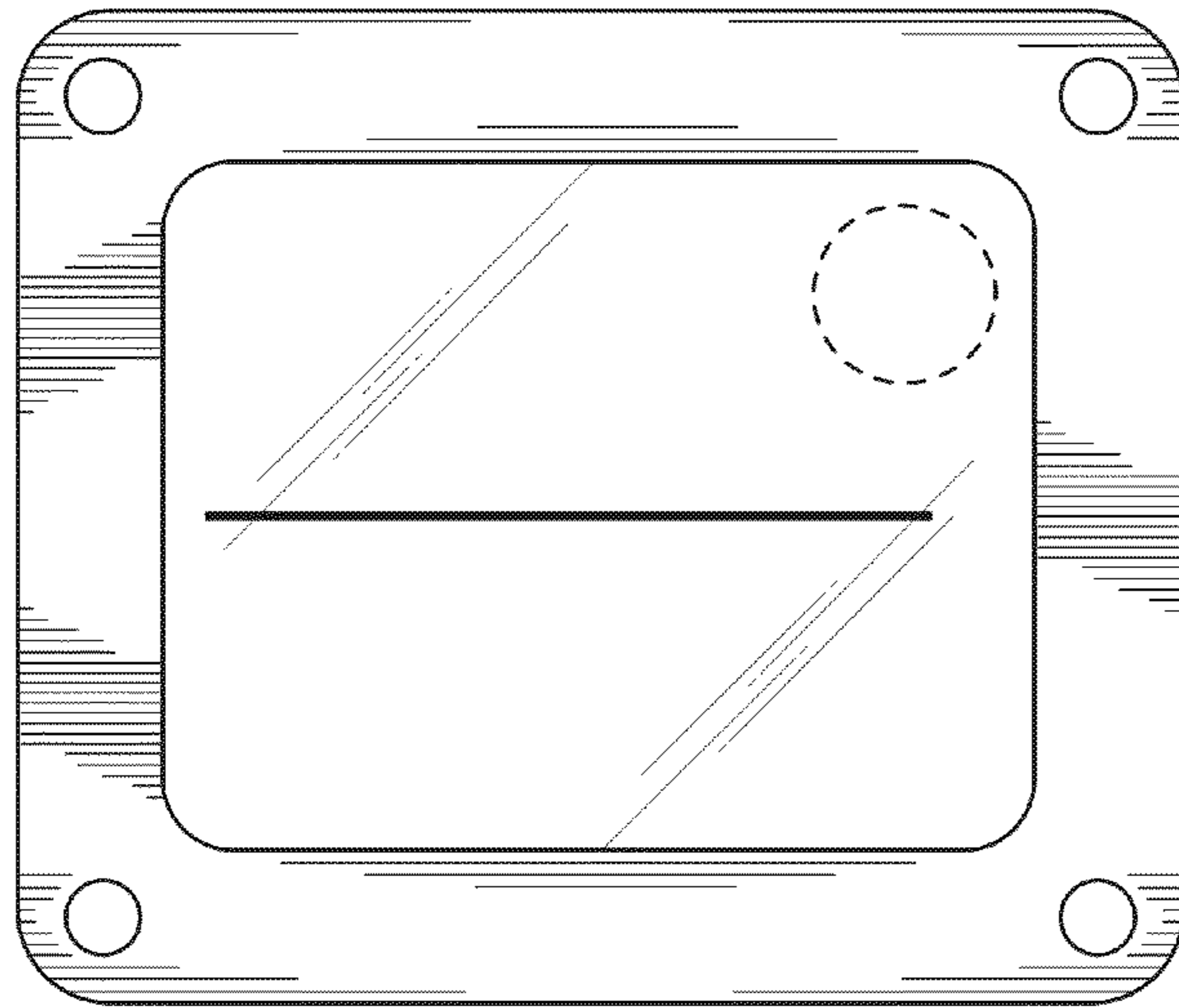


FIGURE 1

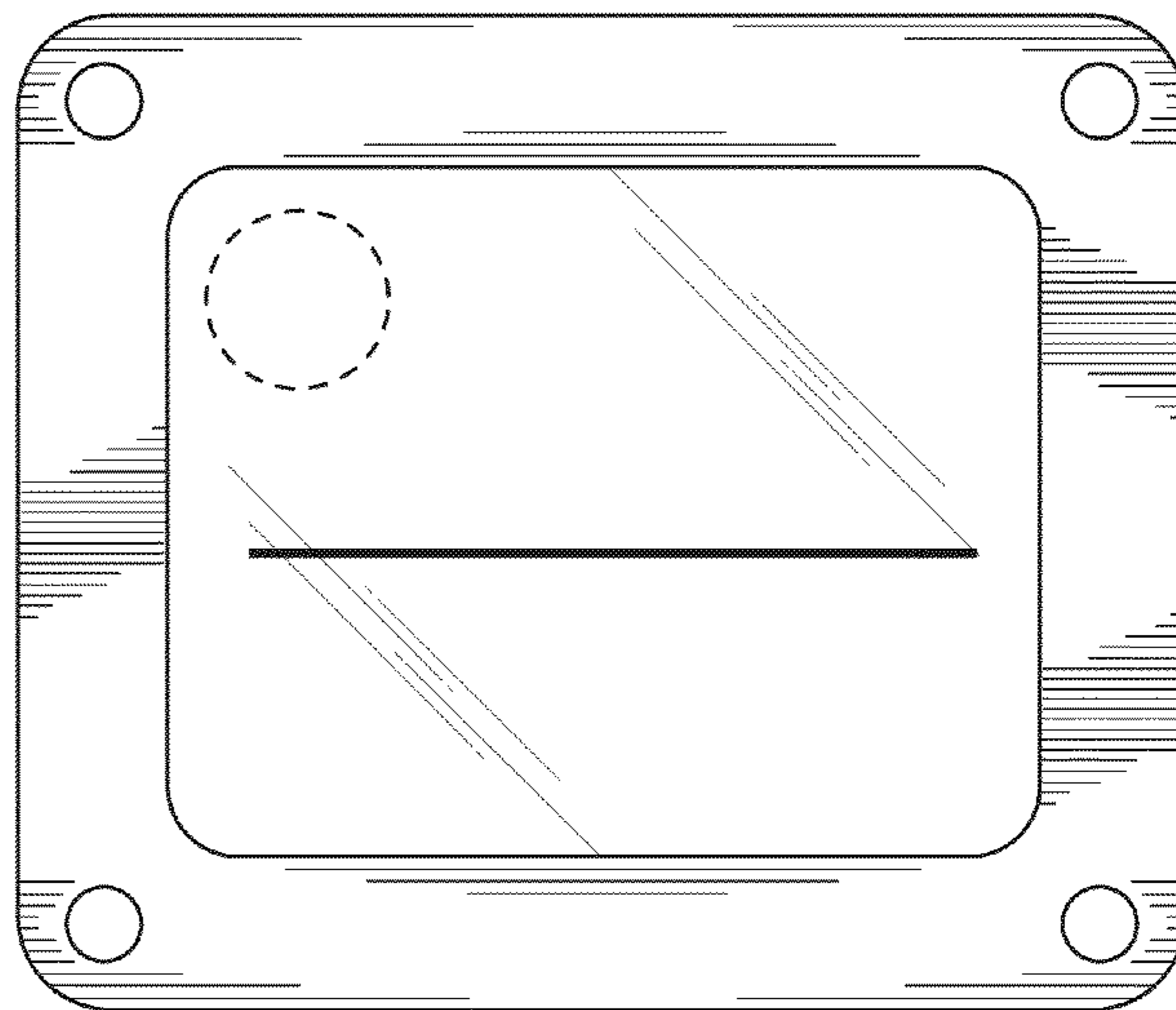


FIGURE 2




FIGURE 3

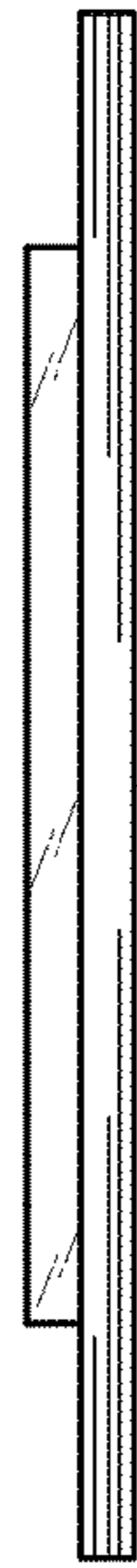


FIGURE 4

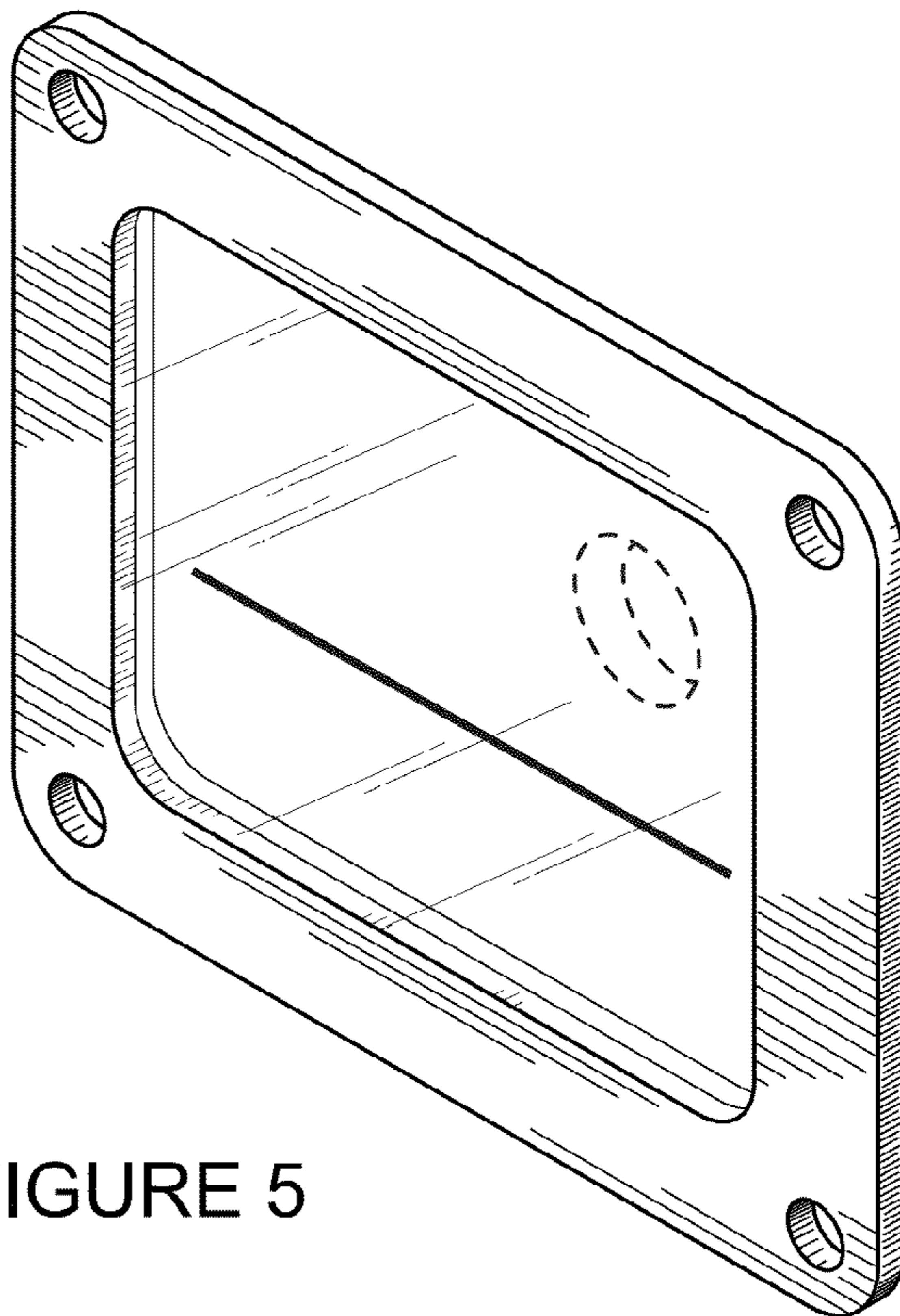


FIGURE 5