

US00D759738S

(12) **United States Design Patent**
Schönherr et al.

(10) **Patent No.:** **US D759,738 S**
(45) **Date of Patent:** **** Jun. 21, 2016**

- (54) **MACHINING CENTER**
- (71) Applicant: **TRUMPF GmbH + Co. KG**, Ditzingen (DE)
- (72) Inventors: **Tom Schönherr**, Stuttgart (DE); **Erkan Bilgic**, Stuttgart (DE); **Dina Gallo**, Stuttgart (DE)
- (73) Assignee: **TRUMPF GmbH + Co. KG**, Ditzingen (DE)
- (**) Term: **14 Years**

D548,754 S *	8/2007	Itabashi	D15/122
D548,755 S *	8/2007	Takeshima	D15/122
D635,595 S *	4/2011	Hiroshima	D15/122
D635,596 S *	4/2011	Hiroshima	D15/122
D636,796 S *	4/2011	Hiroshima	D15/122
D637,631 S *	5/2011	Hiroshima	D15/122
D651,620 S *	1/2012	Schindler	D15/122
D659,174 S *	5/2012	Mueller	D15/122
D659,728 S *	5/2012	Mueller	D15/122
D664,570 S *	7/2012	Mueller	D15/122
D667,030 S *	9/2012	Hiroshima	D15/122
D667,031 S *	9/2012	Mueller	D15/122
D690,331 S *	9/2013	Kitamura	D15/122
D693,859 S *	11/2013	Kitamura	D15/122
D716,351 S *	10/2014	Kitamura	D15/122
D745,070 S *	12/2015	Schindler	D15/122

(21) Appl. No.: **29/526,348**

* cited by examiner

(22) Filed: **May 8, 2015**

Primary Examiner — Patricia Palasik

(30) **Foreign Application Priority Data**

(74) *Attorney, Agent, or Firm* — Fish & Richardson P.C.

Nov. 10, 2014 (EM) 002574715

(51) **LOC (10) Cl.** **15-09**

(52) **U.S. Cl.**
USPC **D15/122**

(58) **Field of Classification Search**
USPC D15/122, 127, 130
See application file for complete search history.

(57) **CLAIM**

The ornamental design for a machining center, as shown and described.

(56) **References Cited**


DESCRIPTION

U.S. PATENT DOCUMENTS

D241,160 S *	8/1976	Gurian	D15/122
D420,686 S *	2/2000	Kunema	D15/127
D444,800 S *	7/2001	Miller	D15/122
D489,077 S *	4/2004	Bloch	D15/122
D495,723 S *	9/2004	Kawamura	D15/127

FIG. 1 is a perspective view of our design.
FIG. 2 is a front view of our design.
FIG. 3 is a rear view of our design.
FIG. 4 is a left side view of our design.
FIG. 5 is a right side view of our design.
FIG. 6 is a top view of our design; and,
FIG. 7 is a bottom view of our design.
The broken lines illustrate environmental features that form no part of the claimed design.

1 Claim, 4 Drawing Sheets



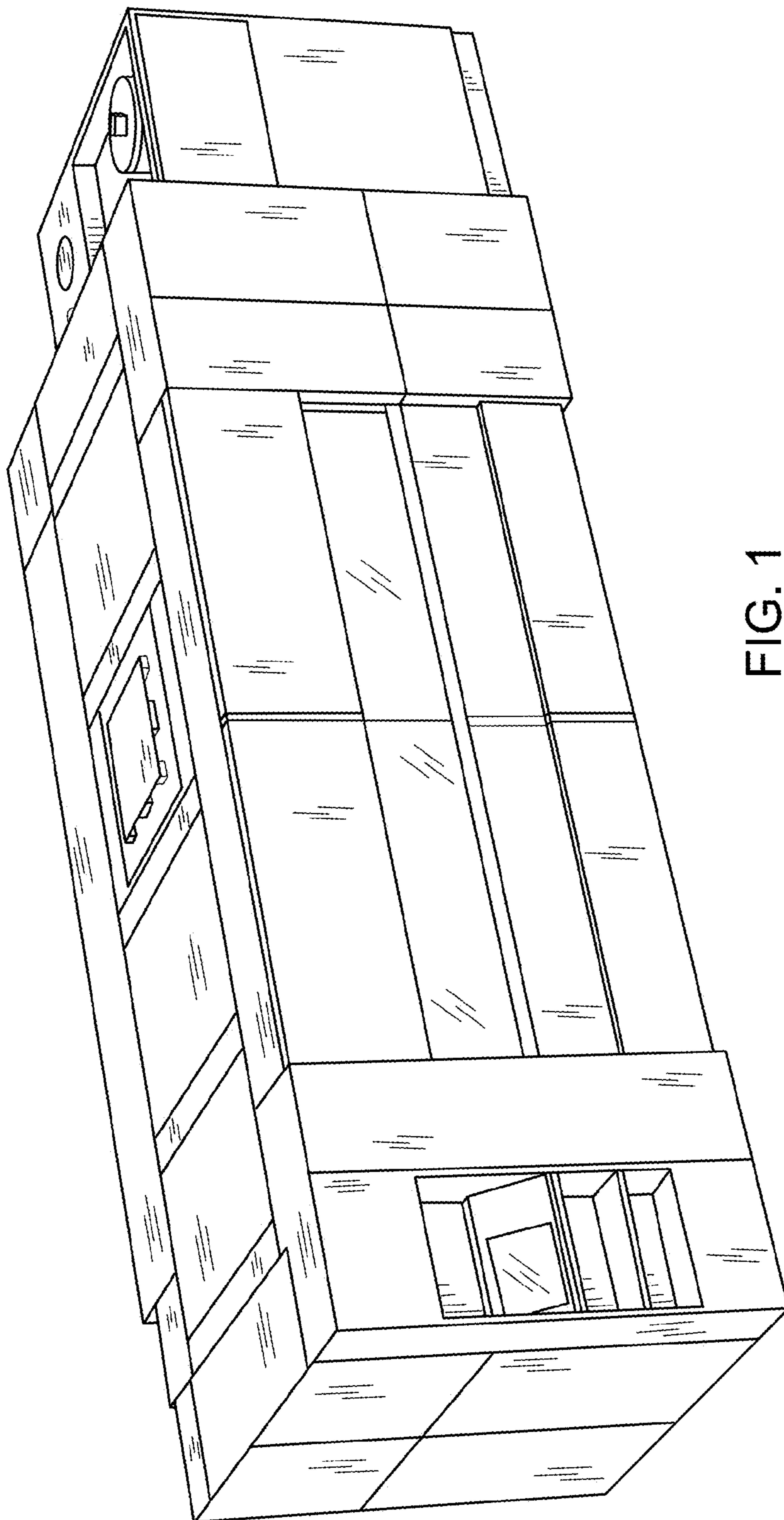


FIG. 1

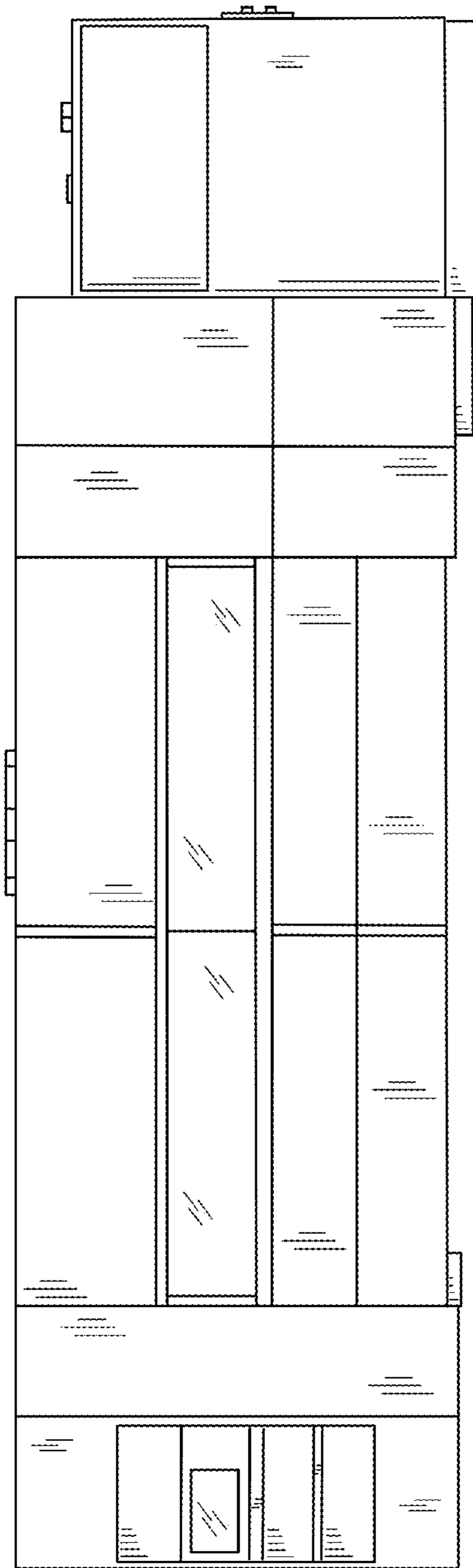


FIG. 2

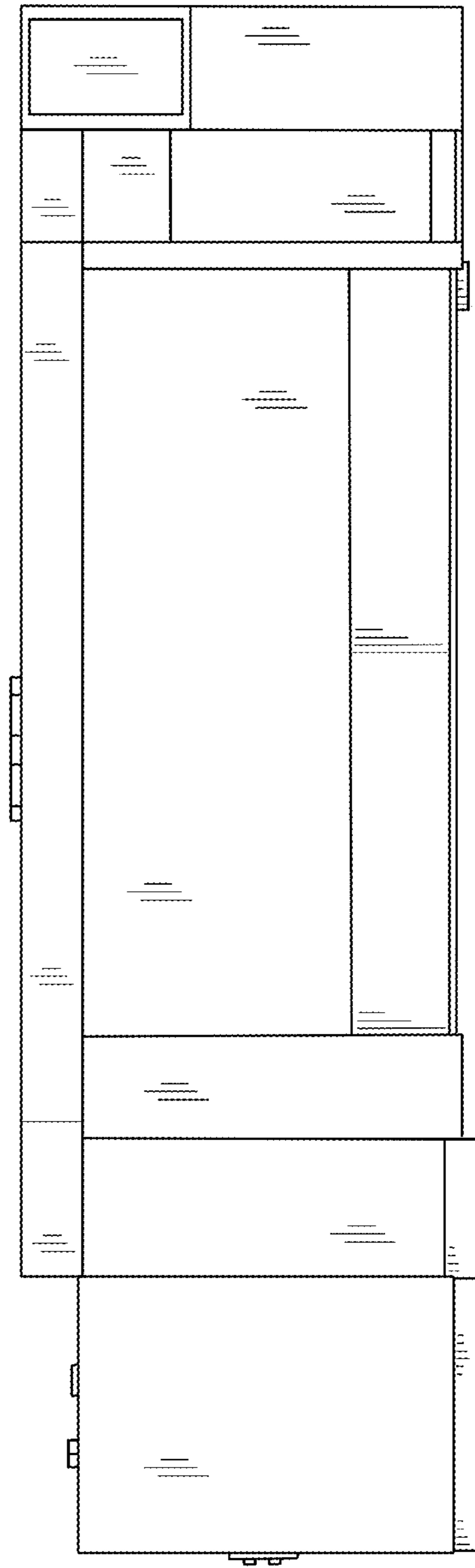


FIG. 3

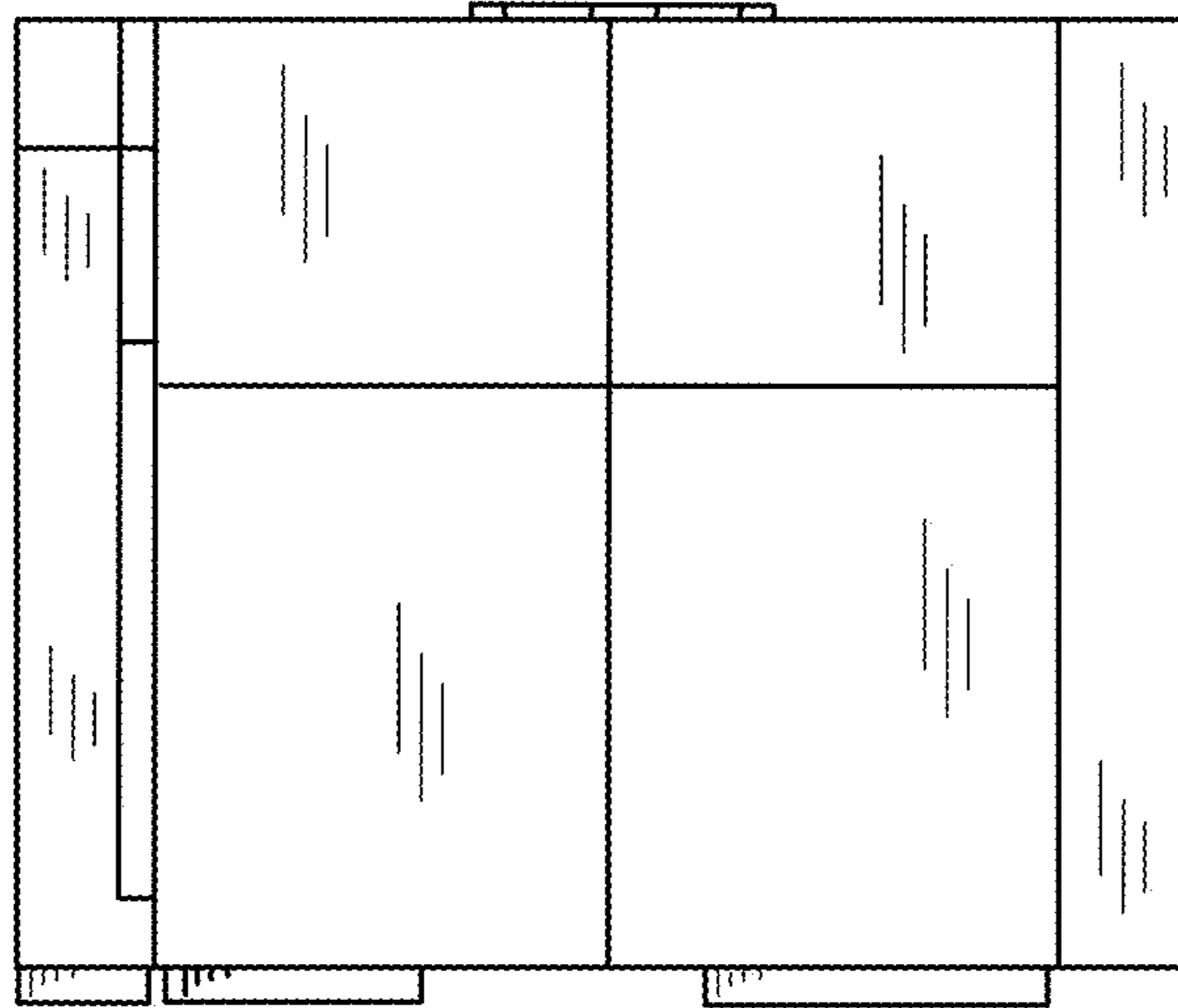


FIG. 4

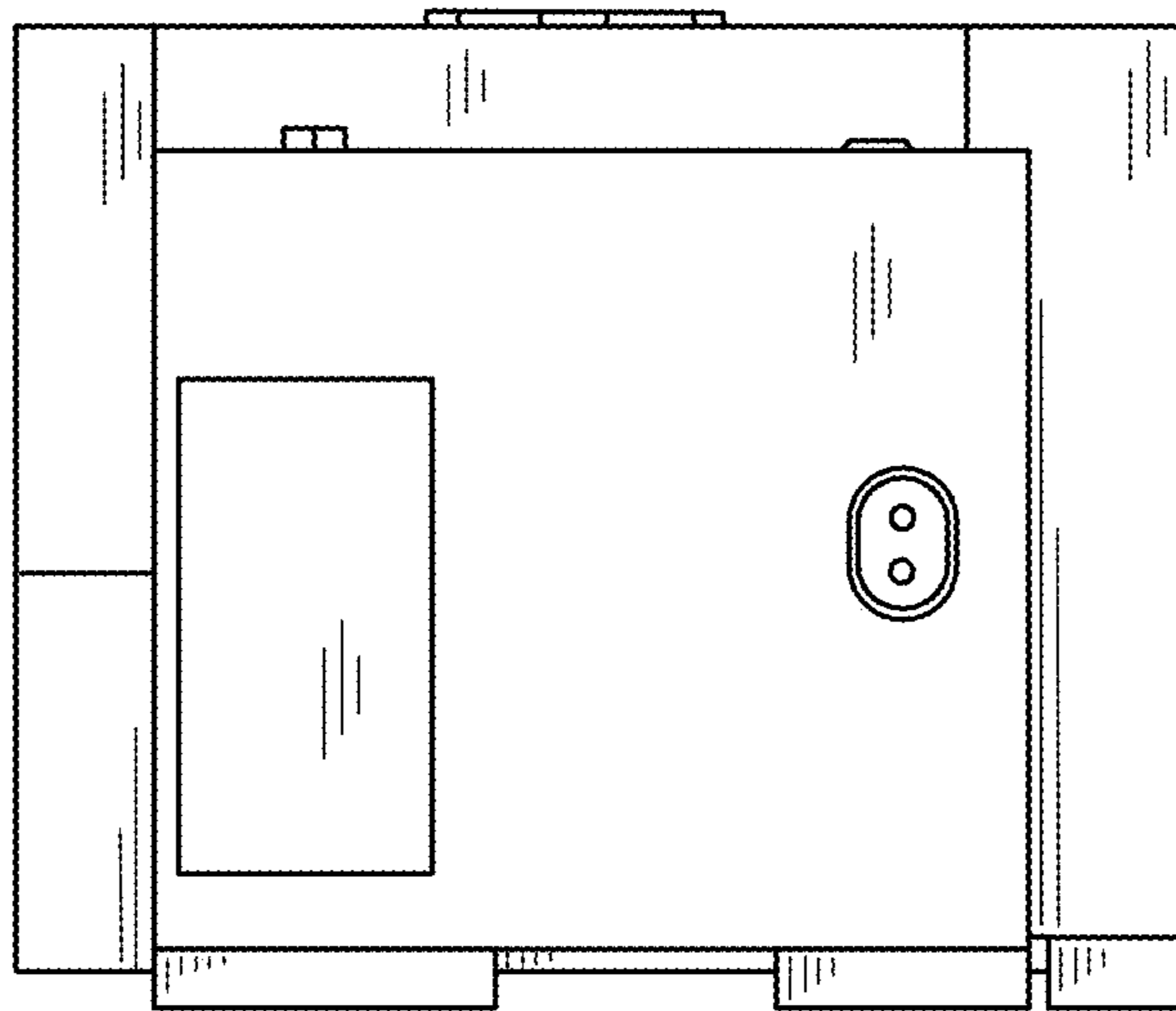


FIG. 5

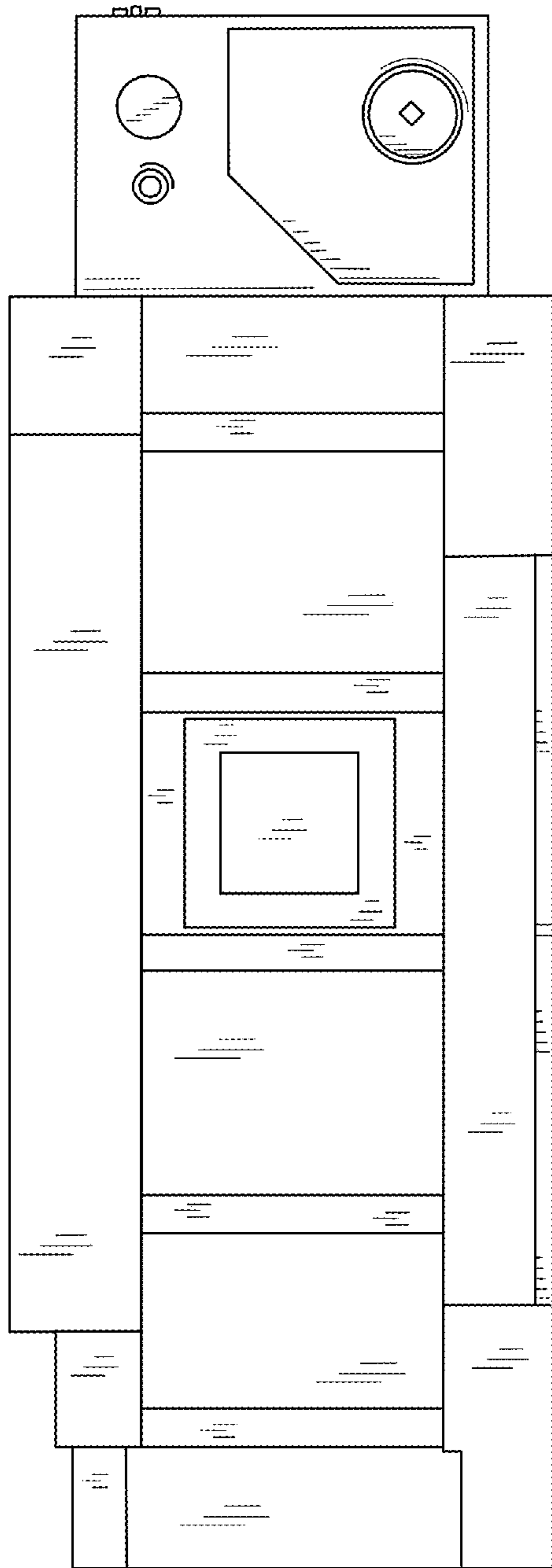


FIG. 6




FIG. 7