



US00D759717S

(12) **United States Design Patent**
Lee et al.

(10) **Patent No.:** **US D759,717 S**
(45) **Date of Patent:** **** Jun. 21, 2016**

(54) **DISPLAY SCREEN OR PORTION THEREOF WITH ICON**

(71) Applicant: **Samsung Electronics Co., Ltd,**
Suwon-si, Gyeonggi-do (KR)

(72) Inventors: **Seung Myung Lee, Seoul (KR); Jin Hee Kwon, Seoul (KR)**

(73) Assignee: **SAMSUNG ELECTRONICS CO., LTD. (KR)**

(**) Term: **14 Years**

(21) Appl. No.: **29/495,783**

(22) Filed: **Jul. 3, 2014**

(30) **Foreign Application Priority Data**

Jan. 3, 2014 (KR) 30-2014-0000483

(51) **LOC (10) Cl.** **14-04**

(52) **U.S. Cl.**
USPC **D14/491**

(58) **Field of Classification Search**
USPC D14/491, 488, 486, 485, 489;
D10/109.1; 725/44, 39; D25/158;
D26/30; D11/157; 705/3; 707/714
CPC H04N 5/44543; A16N 1/37282; G06F
17/30595

See application file for complete search history.

(56) **References Cited**

U.S. PATENT DOCUMENTS

D277,113 S * 1/1985 Gordon D14/491
D399,260 S * 10/1998 Thimote D10/109.1
D405,775 S * 2/1999 Newton D14/491
D421,251 S * 2/2000 Haitani D14/491
D464,660 S * 10/2002 Weng D14/488
D495,338 S * 8/2004 Peter D14/486
D496,667 S * 9/2004 Hoglund D14/489

D511,849 S * 11/2005 Zarifian D25/158
D525,981 S * 8/2006 Hally D14/485
D536,340 S * 2/2007 Jost D14/485
D553,271 S * 10/2007 Huang D26/30
D569,766 S * 5/2008 Cavness D11/157
D597,554 S * 8/2009 Danton D14/491
D599,376 S * 9/2009 Matsuguma D14/489
D602,040 S * 10/2009 Matsuguma D14/489
D611,493 S * 3/2010 Willis D14/491
D623,656 S * 9/2010 Fitzmaurice D14/488

(Continued)

FOREIGN PATENT DOCUMENTS

GB 3002212 * 5/2002
GB 3009716 * 3/2003

OTHER PUBLICATIONS

Leftwards Arrows To Bar Rightward Arrows, Announced Dec. 24, 2012; [Site Visited Sep. 28, 2015]http://www.i2symbol.com/symbols/arrows/x21B9-leftwards-arrow-to-bar-over-rightwards-arrow-to-bar.*

(Continued)

Primary Examiner — Eric Goodman
Assistant Examiner — Luqman McNeil
(74) *Attorney, Agent, or Firm* — Cantor Colburn LLP


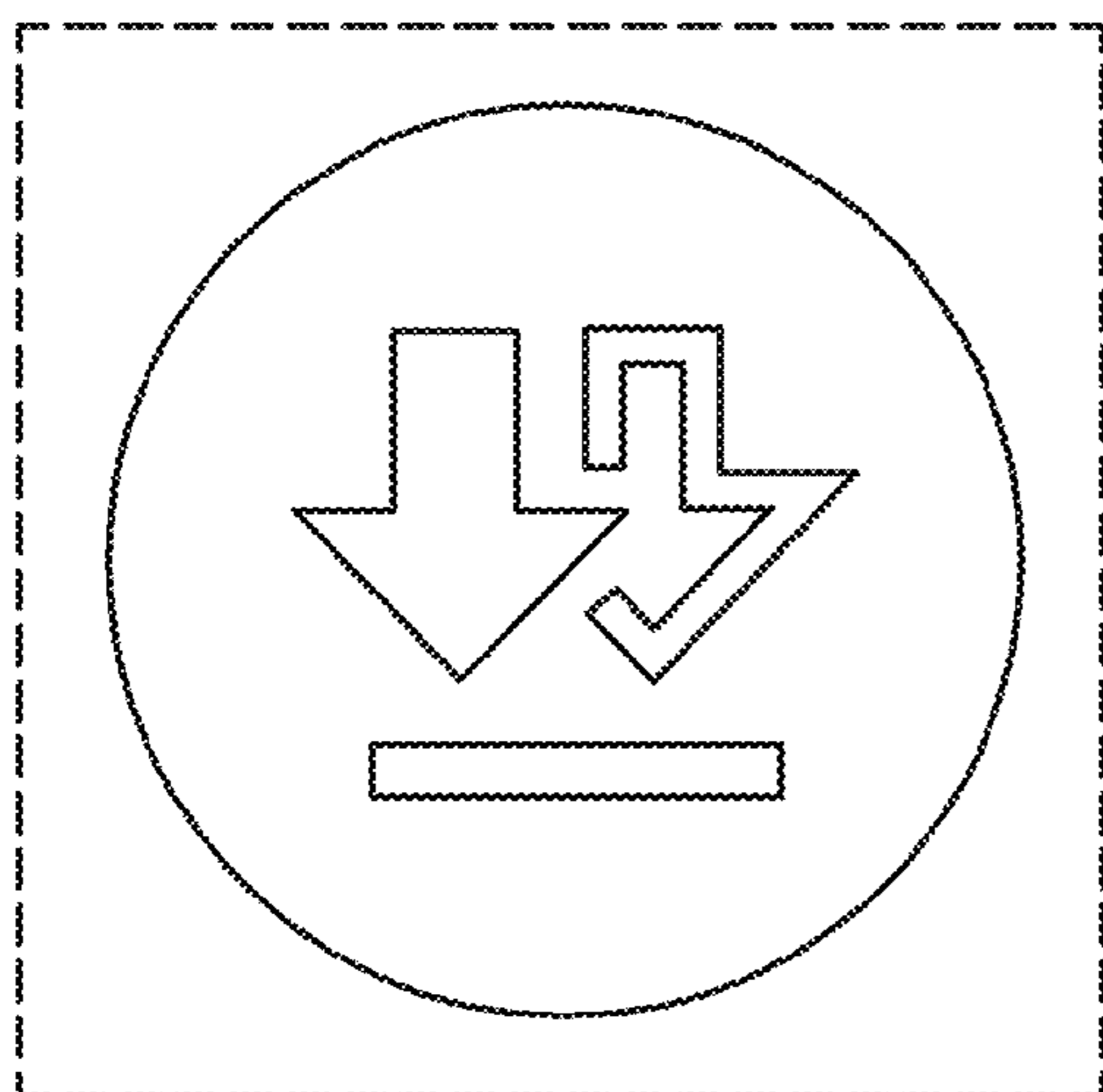
(57) **CLAIM**

We claim, the ornamental design for a display screen or portion thereof with icon, as shown and described.

DESCRIPTION

FIG. 1 is a front image of a display screen or portion thereof with icon showing our new design; and, FIG. 2 is a front view of another embodiment of a display screen or portion thereof with icon showing our new design. The broken line showing of the display screen or portion thereof are for environmental purposes only and form no part of the claimed design.

1 Claim, 2 Drawing Sheets



US D759,717 S

Page 2

(56)

References Cited

U.S. PATENT DOCUMENTS

D681,671 S * 5/2013 Phelan D14/491
D683,756 S * 6/2013 Phelan D14/489
D684,189 S * 6/2013 Ridl D14/491
2004/0221306 A1* 11/2004 Noh H04N 5/44543
725/44
2009/0063193 A1* 3/2009 Barton A61N 1/37282
705/3

2010/0083313 A1* 4/2010 White H04N 5/44543
725/39
2011/0040745 A1* 2/2011 Zaydman G06F 17/30595
707/714

OTHER PUBLICATIONS

Export Icons—Downloads 39 Free Export Icons Here, Announced
Feb. 25, 2011, [Site Visited Sep. 28, 2015] http://www.iconarchive.com/tag/export.*

* cited by examiner

Fig. 1




Fig. 2

