



US00D759706S

(12) **United States Design Patent**
Rodriguez et al.

(10) **Patent No.:** **US D759,706 S**

(45) **Date of Patent:** **** Jun. 21, 2016**

(54) **DISPLAY SCREEN WITH ANIMATED GRAPHICAL USER INTERFACE**

(71) Applicant: **Microsoft Corporation**, Redmond, WA (US)

(72) Inventors: **Jose Alberto Rodriguez**, Seattle, WA (US); **Ryan Gagnier**, Burien, WA (US)

(73) Assignee: **Microsoft Corporation**, Redmond, WA (US)

(**) Term: **14 Years**

(21) Appl. No.: **29/515,071**

(22) Filed: **Jan. 20, 2015**

(51) **LOC (10) Cl.** **14-04**

(52) **U.S. Cl.**
USPC **D14/488**

(58) **Field of Classification Search**
USPC D14/485–495
CPC .. G06F 3/0482; G06F 3/0481; G06F 3/04883
See application file for complete search history.

(56) **References Cited**

U.S. PATENT DOCUMENTS

D640,283	S	*	6/2011	Woo	D14/487
D640,284	S	*	6/2011	Woo	D14/487
D651,608	S	*	1/2012	Allen	D14/485
D664,967	S	*	8/2012	Lee	D14/485
D668,671	S	*	10/2012	Zaman	D14/488
D681,657	S	*	5/2013	Deng	D14/486
D682,874	S	*	5/2013	Frijlink	D14/488
D688,264	S	*	8/2013	Zaman	D14/488
D699,751	S	*	2/2014	Pearson	D14/488
D701,518	S	*	3/2014	Thornton	D14/486
D706,821	S	*	6/2014	Park	D14/489
D734,763	S	*	7/2015	Kim	D14/485
D738,395	S	*	9/2015	Barcheck	D14/486
D747,332	S	*	1/2016	Sic	D14/486
2009/0049412	A1	*	2/2009	Lee	G06F 3/0482 715/841
2012/0254791	A1	*	10/2012	Jackson	G06F 3/0482 715/781
2013/0198682	A1	*	8/2013	Matas	G06T 11/60 715/784

2013/0332850	A1	*	12/2013	Bovet	G06F 3/0488 715/752
2015/0135113	A1	*	5/2015	Sekharan	G06F 3/0488 715/771
2015/0234548	A1	*	8/2015	Pierre	G06F 3/0482 715/768
2015/0234568	A1	*	8/2015	Jackson	G06F 3/04815 715/822
2015/0286350	A1	*	10/2015	Gu	G06F 3/0482 715/748
2015/0286351	A1	*	10/2015	Gu	G06F 3/0481 715/841
2015/0286352	A1	*	10/2015	Gu	G06F 3/04842 715/841
2016/0041750	A1	*	2/2016	Cieplinski	G06F 3/04883 715/716

* cited by examiner

Primary Examiner — Cathron Brooks

Assistant Examiner — Andrew Nemeth

(74) *Attorney, Agent, or Firm* — Banner & Witcoff, Ltd.

(57) **CLAIM**

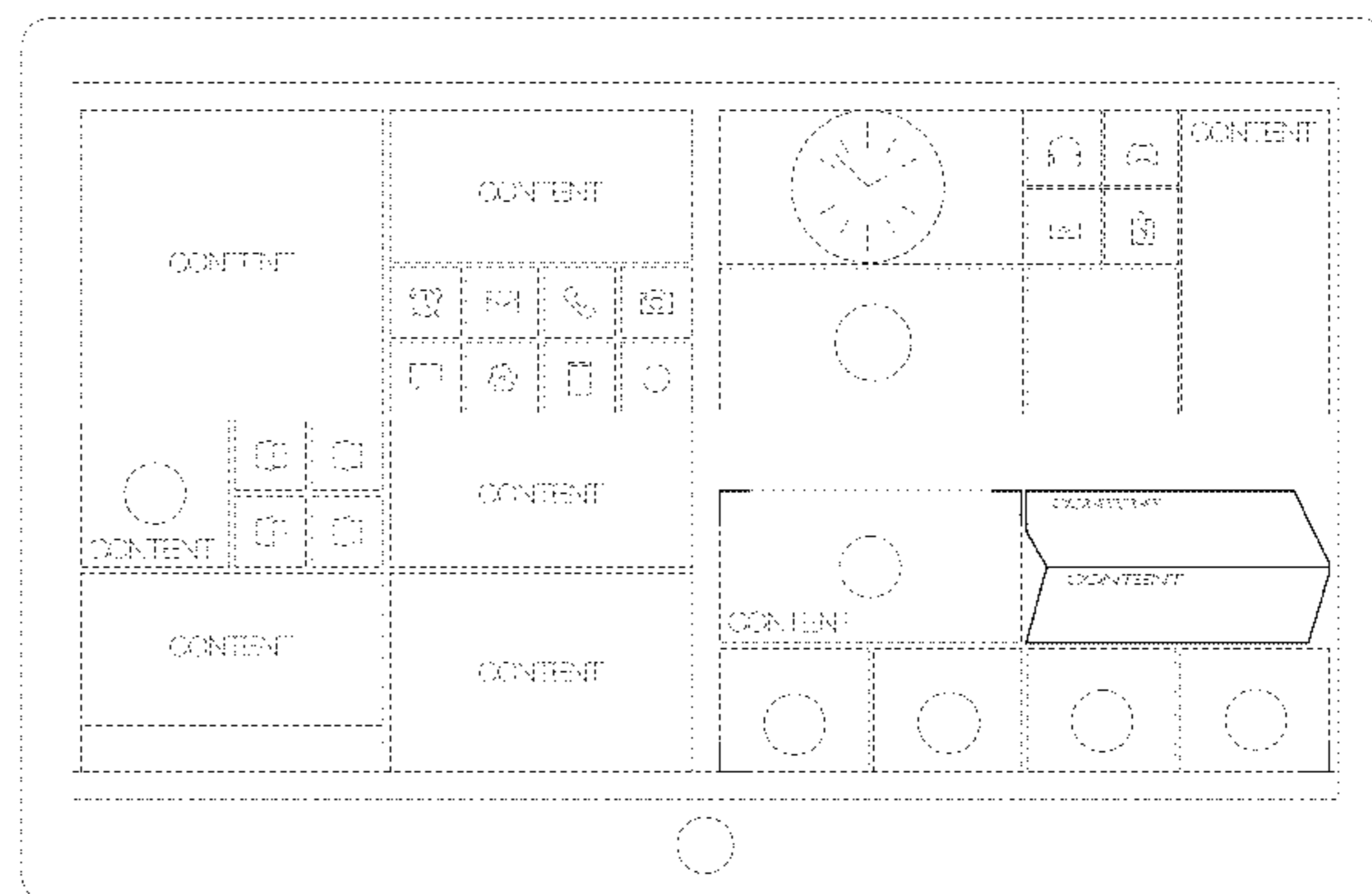
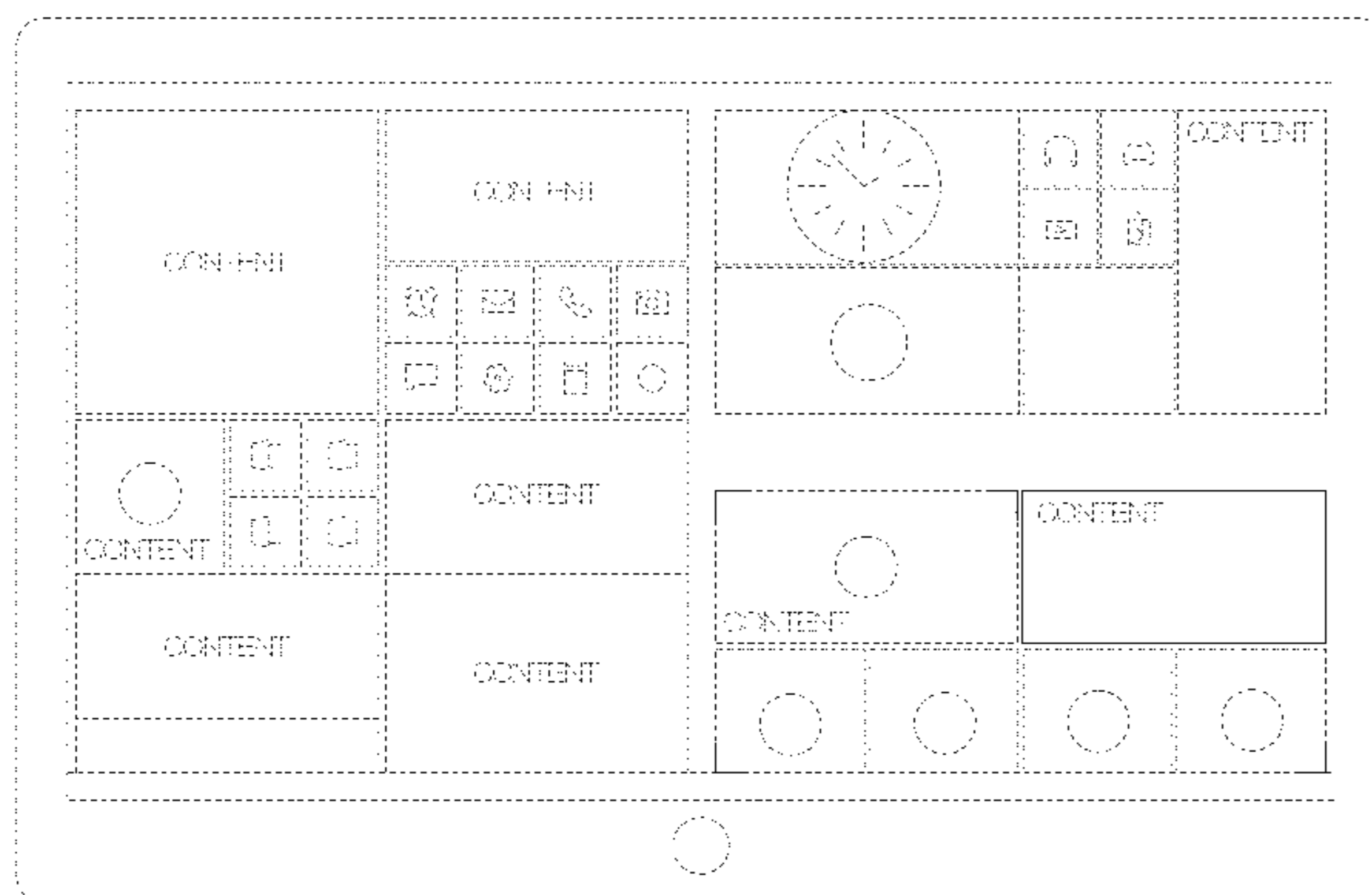
The ornamental design for a display screen with animated graphical user interface, as shown and described.

DESCRIPTION

FIG. 1 is the first image in a sequence for a display screen with animated graphical user interface showing our new design; FIG. 2 is the second image thereof; FIG. 3 is the third image thereof; FIG. 4 is the fourth image thereof; and, FIG. 5 is the fifth image thereof.

The appearance of the animated graphical user interface sequentially transitions between the images shown in FIGS. 1-5. The process or period in which one image transitions to another forms no part of the claimed design. The broken line showing of the text, the icons, the remainder of the animated graphical user interface and the remainder of the display screen, illustrate portions of the display screen with animated graphical user interface, and forms no part of the claimed design. The broken line showing of an electronic device is for the purpose of illustrating environmental structure, and forms no part of the claimed design.

1 Claim, 5 Drawing Sheets



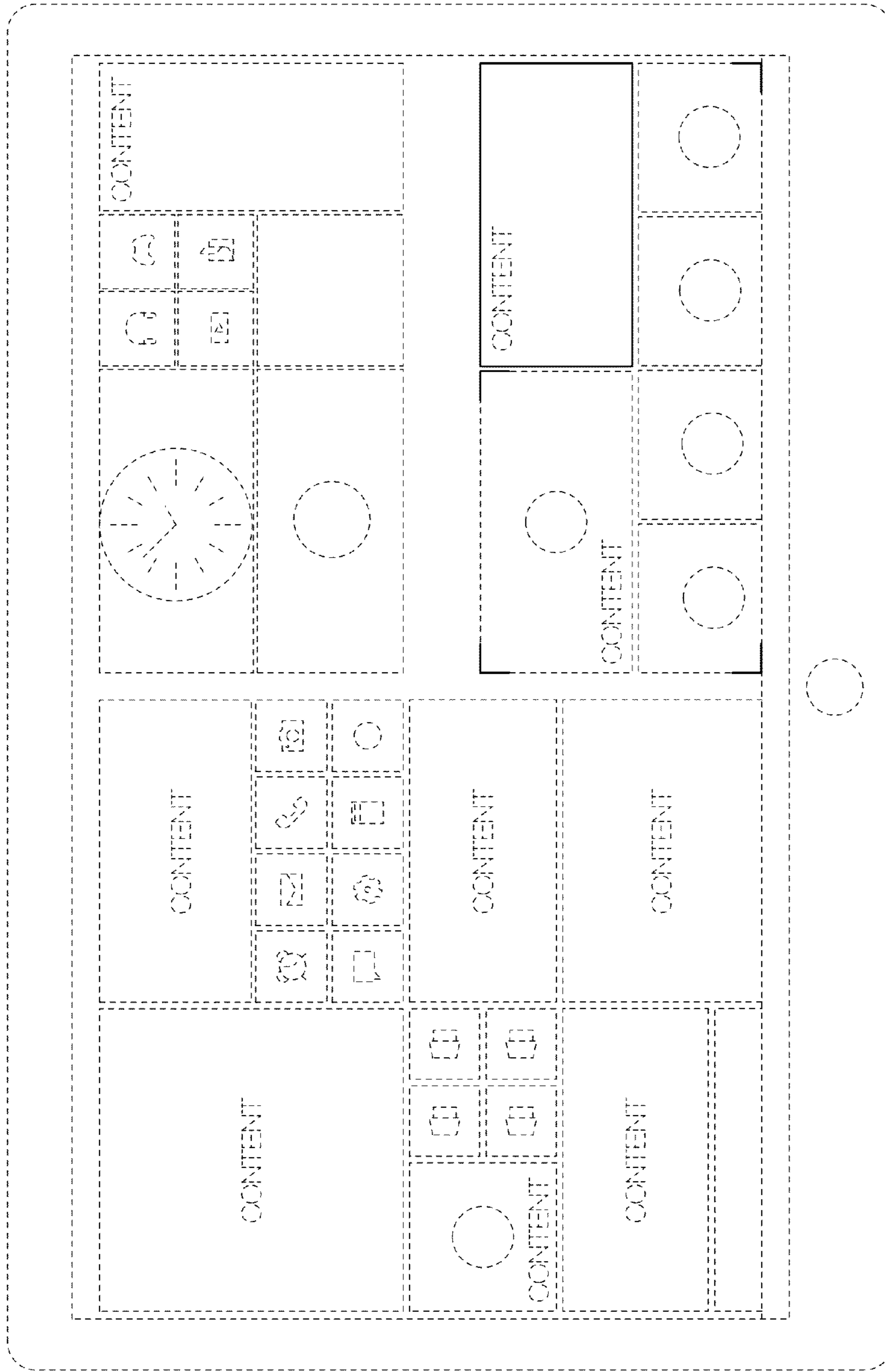
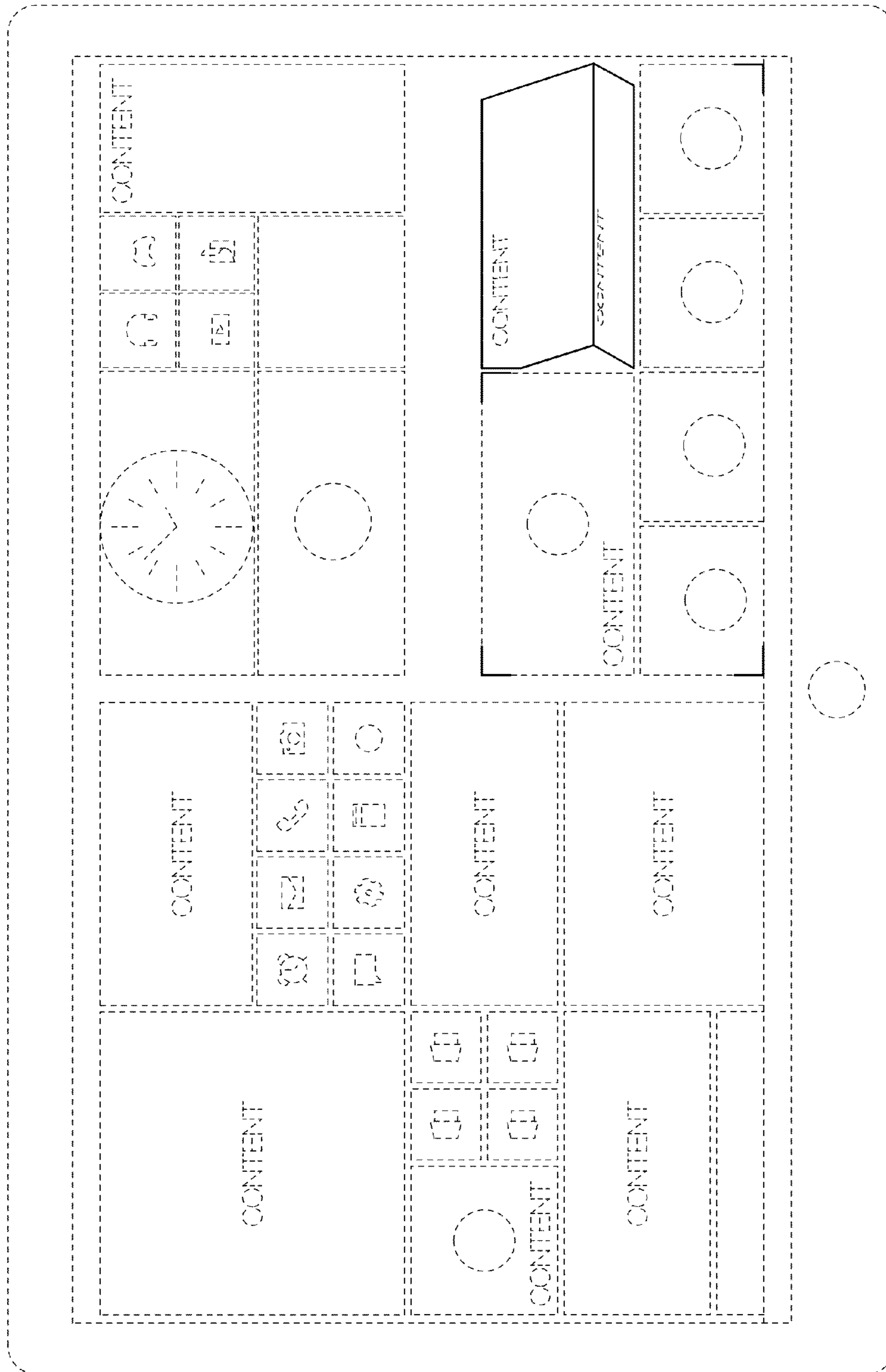


FIG. 1



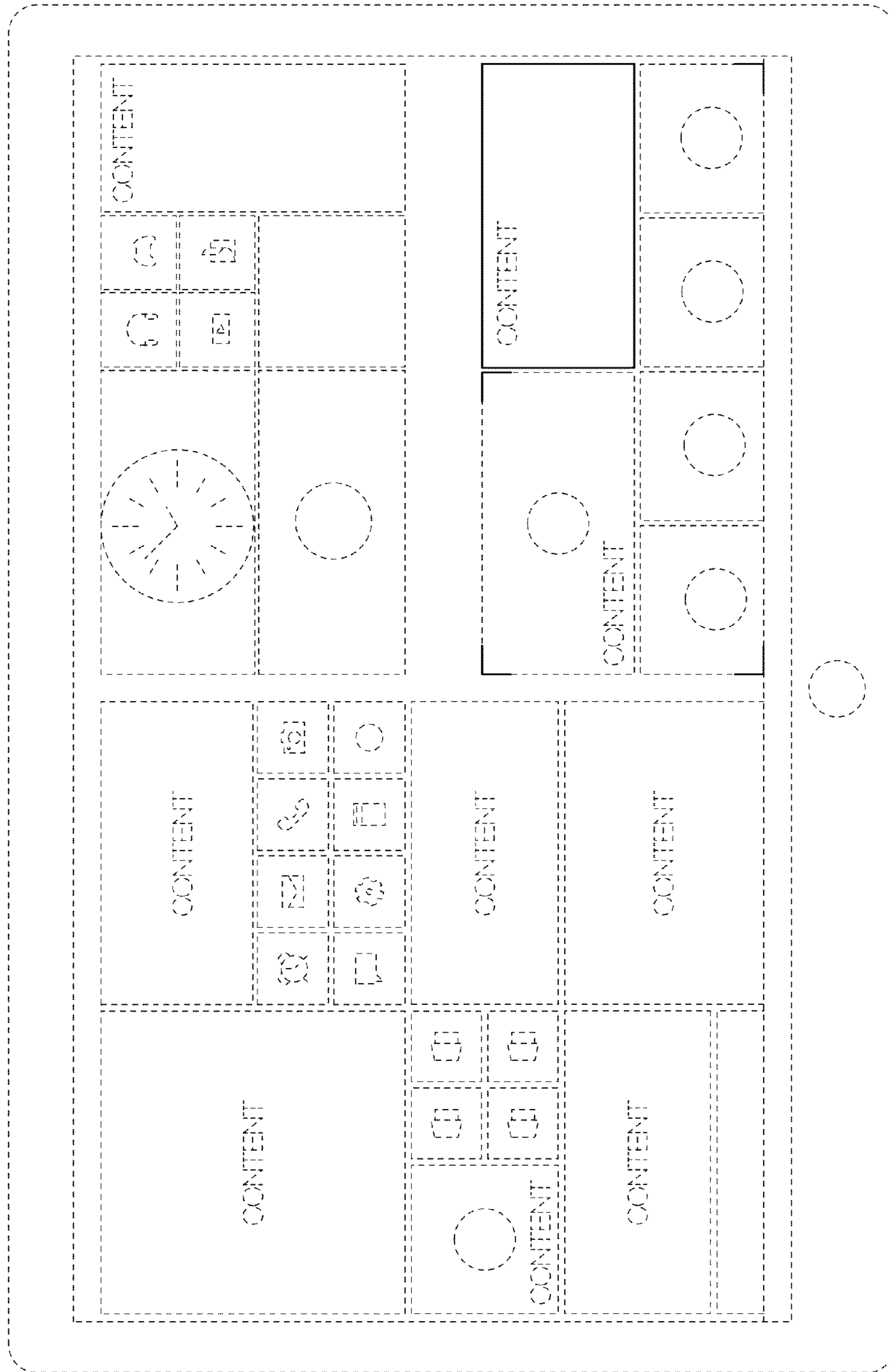


FIG. 5