



US00D759688S

(12) **United States Design Patent**
Wu

(10) **Patent No.:** **US D759,688 S**
(45) **Date of Patent:** **** Jun. 21, 2016**

(54) **PORTION OF A DISPLAY SCREEN WITH GRAPHICAL USER INTERFACE**

(71) Applicant: **Tencent Technology (Shenzhen) Company Limited**, Shenzhen, Guangdong (CN)

(72) Inventor: **Beiqi Wu**, Guangdong (CN)

(73) Assignee: **Tencent Technology (Shenzhen) Company Limited** (CN)

(**) Term: **14 Years**

(21) Appl. No.: **29/484,708**

(22) Filed: **Mar. 12, 2014**

(51) **LOC (10) Cl.** **14-04**

(52) **U.S. Cl.**
USPC **D14/486**

(58) **Field of Classification Search**
USPC D14/485–495
CPC G06F 3/048; G06F 3/0481; G06F 3/0482
See application file for complete search history.

(56) **References Cited**

U.S. PATENT DOCUMENTS

D298,753 S *	11/1988	Berg	D14/486
D554,652 S *	11/2007	Shen	D14/485
D582,938 S *	12/2008	Chen	D14/488
D593,576 S *	6/2009	Ball	D14/486
D594,015 S *	6/2009	Singh	D14/486
D594,020 S *	6/2009	Ball	D14/486
D605,653 S *	12/2009	Danton	D14/485
D607,466 S *	1/2010	Prater	D14/486
D619,613 S *	7/2010	Dunn	D14/488
D631,060 S *	1/2011	Flik	D14/486
D631,888 S *	2/2011	Vance	D14/486
D640,271 S *	6/2011	Frijlink	D14/487
D643,045 S *	8/2011	Woo	D14/487
D662,507 S *	6/2012	Mori	D14/486
D665,398 S *	8/2012	Carpenter	D14/486

D670,725 S *	11/2012	Mori	D14/486
D671,131 S *	11/2012	Frijlink	D14/487
D674,402 S *	1/2013	Stillion	D14/486
D675,223 S *	1/2013	Woo	D14/487
D676,858 S *	2/2013	Inose	D14/486
D677,677 S *	3/2013	Edwards	D14/485
D681,660 S *	5/2013	Matas	D14/486
D687,842 S *	8/2013	Matas	D14/486
D706,798 S *	6/2014	Talbot	D14/486
D708,631 S *	7/2014	Pai	D14/486
D716,336 S *	10/2014	Guss	D14/487
D720,765 S *	1/2015	Xie	D14/486
D720,766 S *	1/2015	Mandal	D14/486
D723,055 S *	2/2015	Francisco	D14/486
D734,350 S *	7/2015	Inose	D14/486
D734,351 S *	7/2015	Chae	D14/486
D734,767 S *	7/2015	Kadosh	D14/485

(Continued)

Primary Examiner — Kevin Rudzinski

(74) *Attorney, Agent, or Firm* — Design IP

(57) **CLAIM**

The ornamental design for the portion of a display screen with graphical user interface, as shown and described.

DESCRIPTION

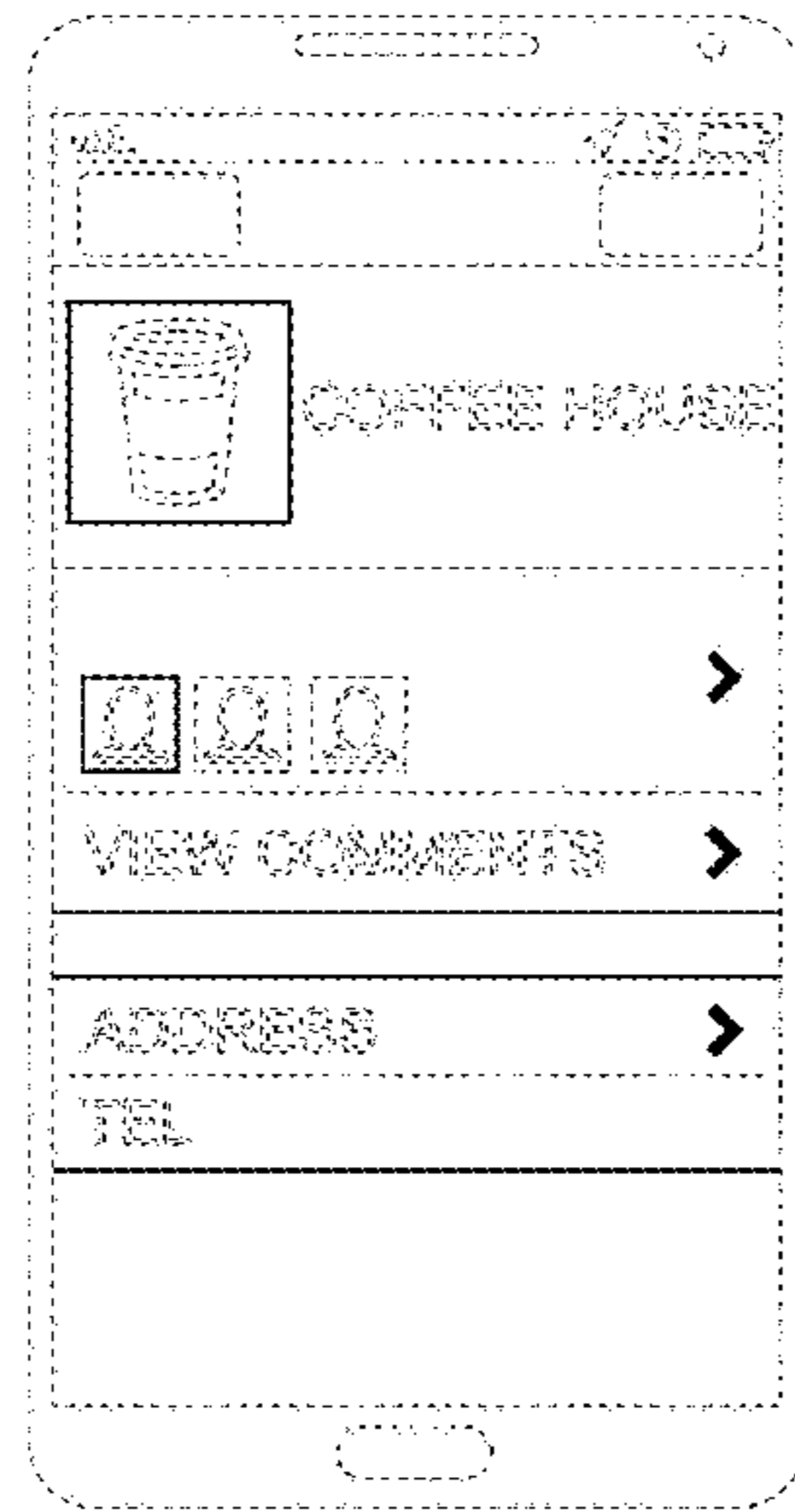
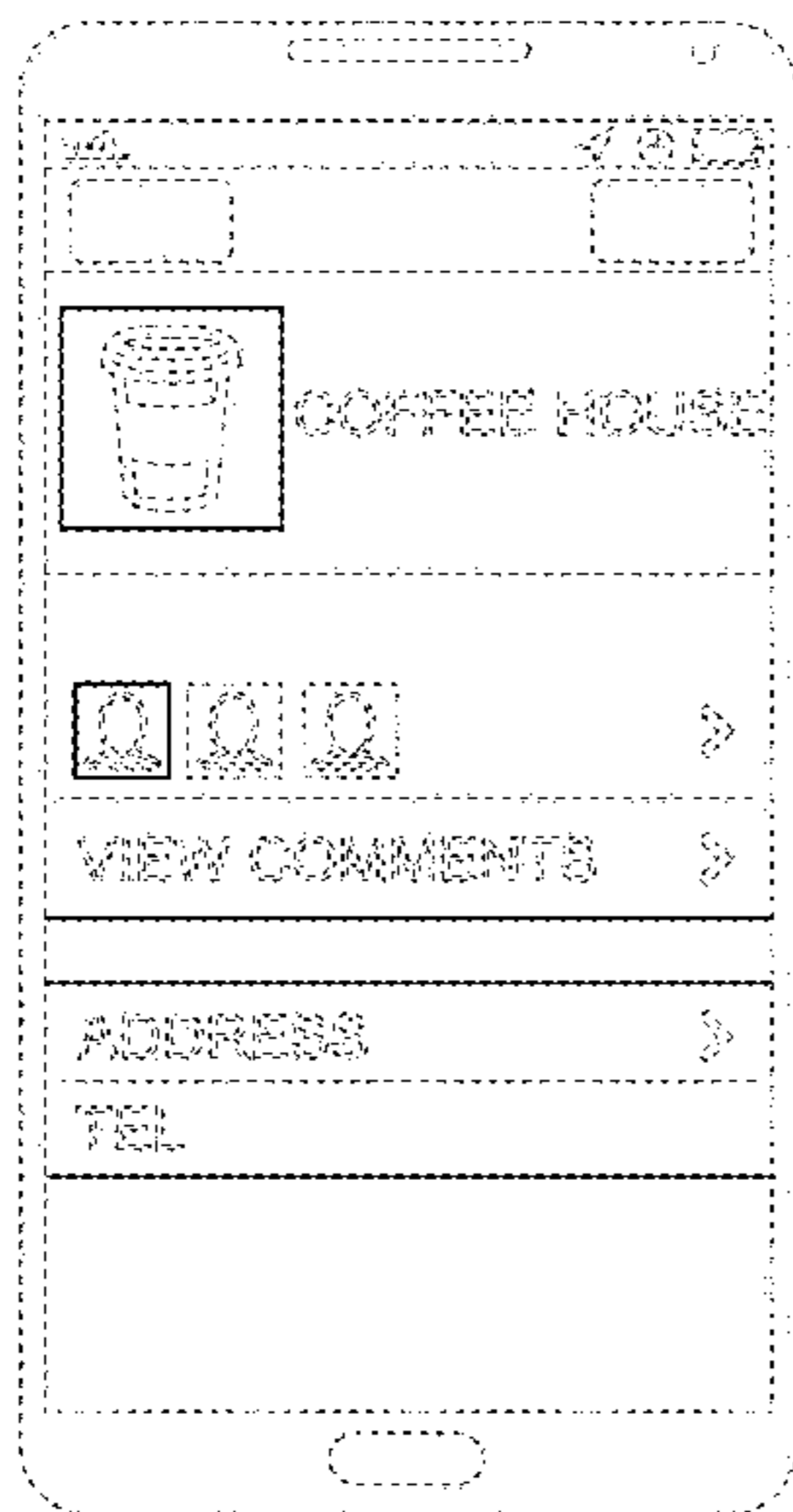
FIG. 1 is a front view of a first embodiment of a portion of a display screen with graphical user interface showing my new design;

FIG. 2 is a front view of a second embodiment of a portion of a display screen with graphical user interface showing my new design; and,

FIG. 3 is a front view of a third embodiment of a portion of a display screen with graphical user interface showing my new design.

The broken line showing of a portion of a display screen in FIGS. 1 through 3 forms no part of the claimed design. The broken line showing of text and portions of the graphical user interface in FIGS. 1 through 3 represents environmental subject matter and forms no part of the claimed design.

1 Claim, 3 Drawing Sheets



(56)

References Cited

U.S. PATENT DOCUMENTS

D739,416 S * 9/2015 Park D14/485
D739,864 S * 9/2015 Kang D14/486
D743,971 S * 11/2015 Bickel D14/485
D744,496 S * 12/2015 Seo D14/485

D745,045 S * 12/2015 Heeter D14/489
D746,849 S * 1/2016 Anzures D14/486
2006/0055700 A1* 3/2006 Niles G06T 13/20
345/473
2014/0055381 A1* 2/2014 Kim G06F 3/0236
345/173

* cited by examiner

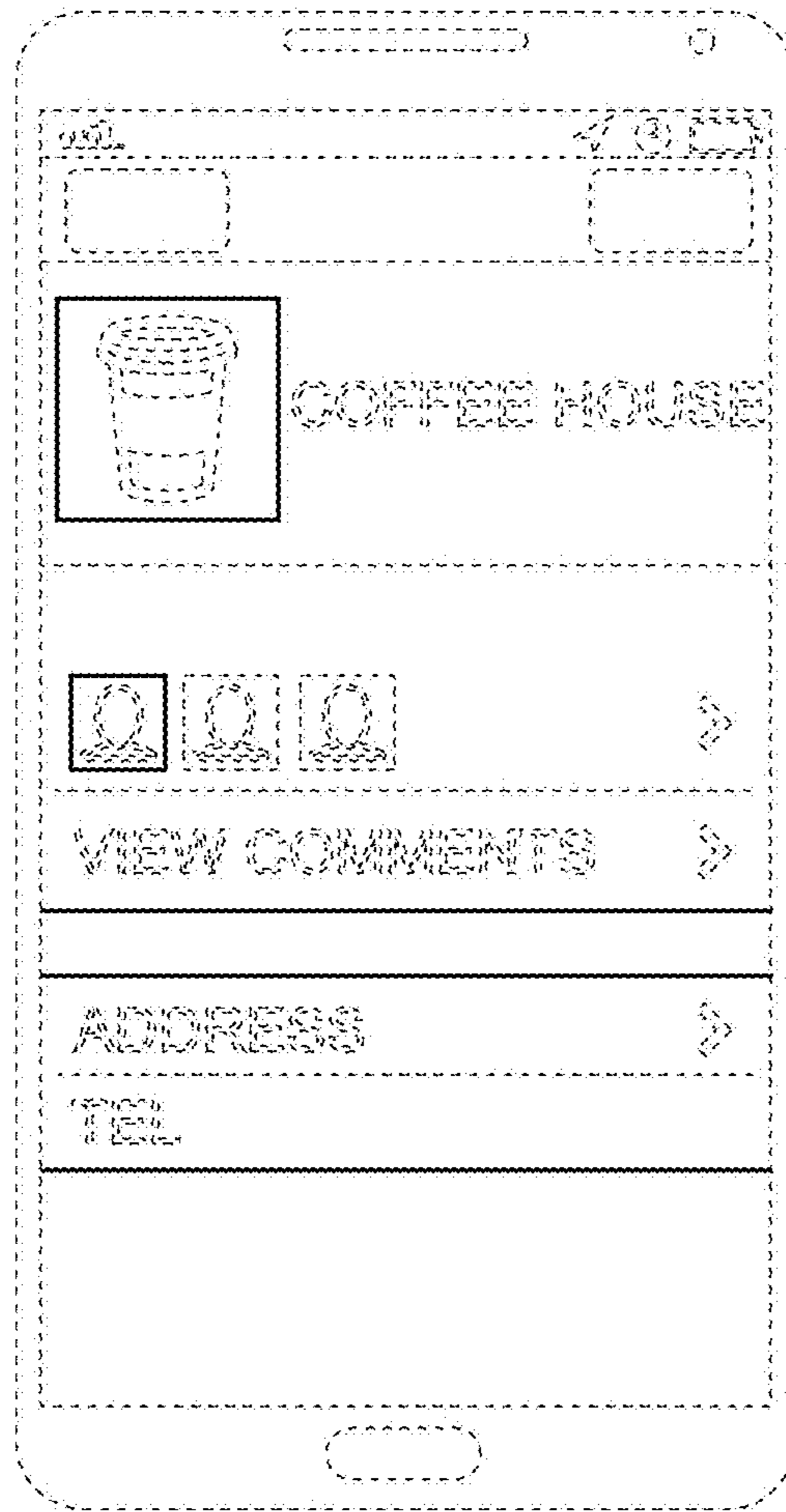


FIG. 1

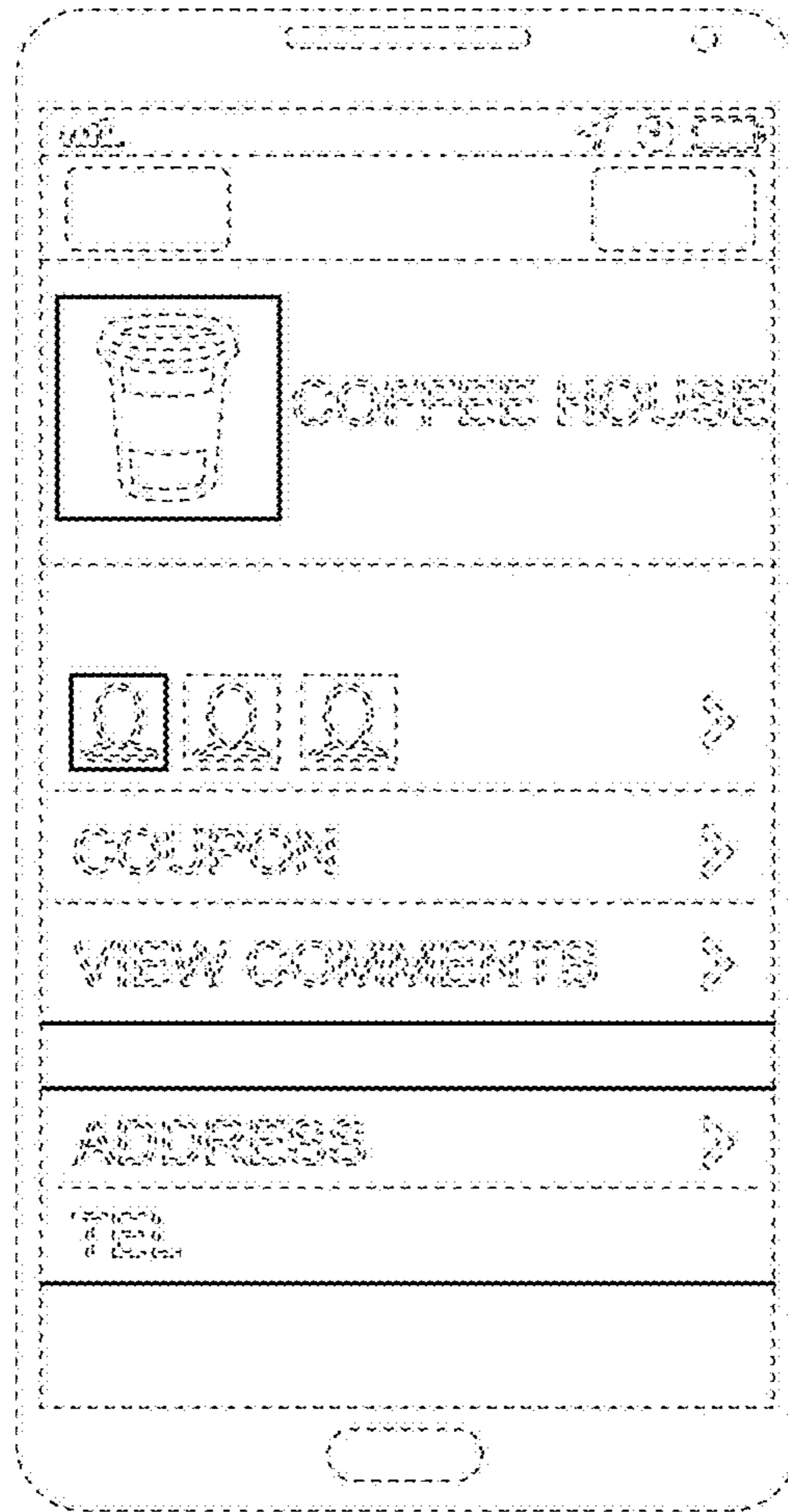


FIG. 2

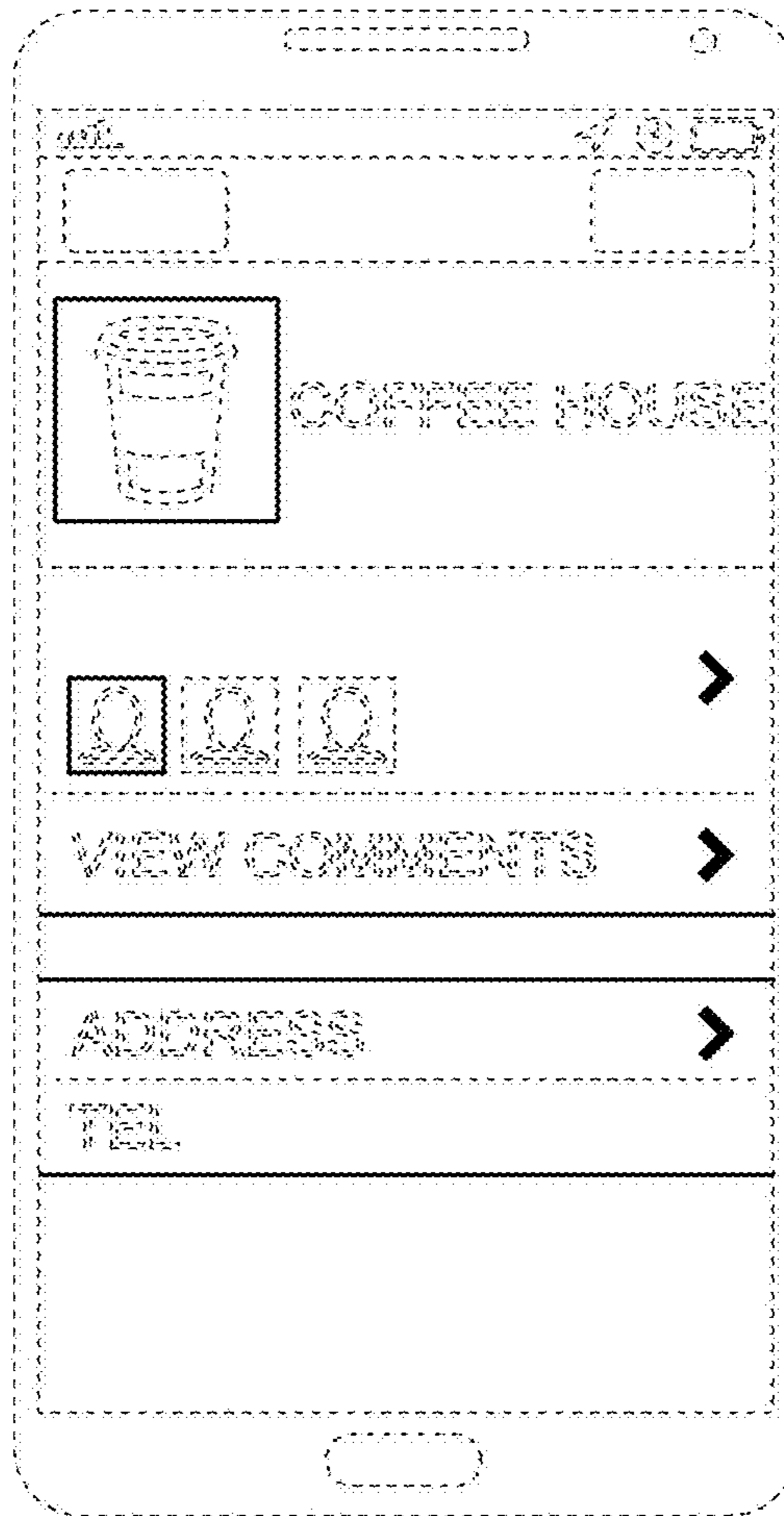


FIG. 3