



US00D759687S

(12) **United States Design Patent**
Chang et al.

(10) **Patent No.:** **US D759,687 S**
(45) **Date of Patent:** **** Jun. 21, 2016**

(54) **DISPLAY SCREEN WITH ANIMATED GRAPHICAL USER INTERFACE**

D718,779 S * 12/2014 Hang Sik D14/486
D726,197 S * 4/2015 Kim D14/485
D726,214 S * 4/2015 Wantland D14/487

(71) Applicant: **Accompani, Inc.**, Los Altos, CA (US)

(Continued)

(72) Inventors: **Amy Chang**, Los Altos, CA (US);
Twum Djin, Santa Clara, CA (US);
Ryan McDonough, Los Altos, CA (US);
Jan M. Ruhl, San Francisco, CA (US);
Richard J. Walsh, IV, Palo Alto, CA (US)

Primary Examiner — Eric Goodman

Assistant Examiner — Daniel J Domino

(74) *Attorney, Agent, or Firm* — Goodwin Procter LLP

(73) Assignee: **ACCOMPANI, INC.**, Los Altos, CA (US)

(57) **CLAIM**

The ornamental design for an display screen with animated graphical user interface, as shown and described.

(**) Term: **14 Years**

DESCRIPTION

(21) Appl. No.: **29/479,871**

FIG. 1 is a first image in a sequence for a display screen with animated graphical user interface;
FIG. 2 is a second image thereof;
FIG. 3 is a third image thereof;
FIG. 4 is a fourth image thereof;
FIG. 5 is a fifth image thereof;
FIG. 6 is a sixth image thereof;
FIG. 7 is a seventh image thereof;
FIG. 8 is a second embodiment of a first image in a sequence for a display screen with animated graphical user interface;
FIG. 9 is second image thereof;
FIG. 10 is a third image thereof;
FIG. 11 is a fourth image thereof;
FIG. 12 is a fifth image thereof;
FIG. 13 is a sixth image thereof; and,
FIG. 14 is a seventh image thereof.

(22) Filed: **Jan. 21, 2014**

(51) **LOC (10) Cl.** **14-04**

(52) **U.S. Cl.**
USPC **D14/486**; D14/493

(58) **Field of Classification Search**
USPC D14/485–495
CPC . G06F 3/048; G06F 3/04842; G06F 3/04847;
G06F 3/0481; G06F 17/211; G06F 17/212
See application file for complete search history.



The appearance of the animated graphical user interface sequentially transitions in the first embodiment among the images shown in FIGS. 1-7, and in the second embodiment among the images shown in FIGS. 8-14. The process or period in which one image transitions to another forms no part of the claimed design. The broken lines showing the display screen, words, numbers, icons and elements of the animated graphical user interface illustrate portions of the article, and form no part of the claimed design. The device shown in broken line illustrates environmental subject matter, and forms no part of the claimed design.

(56) **References Cited**

U.S. PATENT DOCUMENTS

D543,992 S * 6/2007 Vigesaa D14/487
D550,689 S * 9/2007 Vigesaa D14/487
D621,849 S * 8/2010 Anzures D14/486
D670,726 S * 11/2012 Bitran D14/487
D675,639 S * 2/2013 Anzures D14/487
D695,305 S * 12/2013 Bhatia D14/486
D697,940 S * 1/2014 Bitran D14/487
D699,253 S * 2/2014 Kim D14/486
D705,244 S * 5/2014 Arnold D14/486
D708,200 S * 7/2014 Yu D14/486
D715,315 S * 10/2014 Wood D14/485

1 Claim, 14 Drawing Sheets



(56)

References Cited

U.S. PATENT DOCUMENTS

D734,350 S * 7/2015 Inose D14/486
D736,238 S * 8/2015 Kim D14/486
D743,434 S * 11/2015 Chaudhri D14/488

D744,498 S * 12/2015 Ekholm D14/485
D745,550 S * 12/2015 Sanderson D14/488
D746,858 S * 1/2016 Vogt D14/488
2007/0152984 A1 * 7/2007 Ording G06F 3/04845
345/173

* cited by examiner




FIG. 1




FIG. 2




FIG. 3




FIG. 4




FIG. 5




FIG. 6




FIG. 7

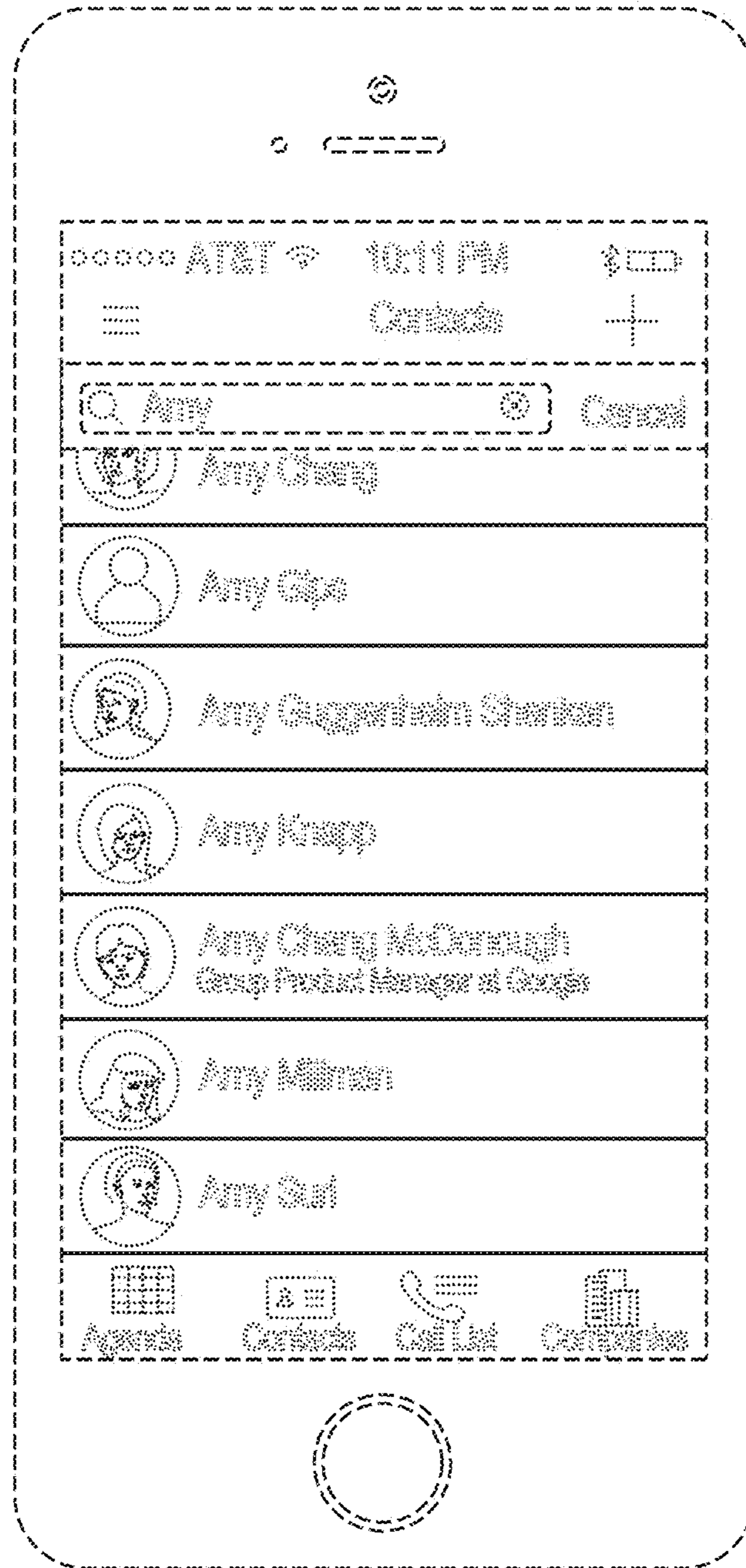


FIG. 8

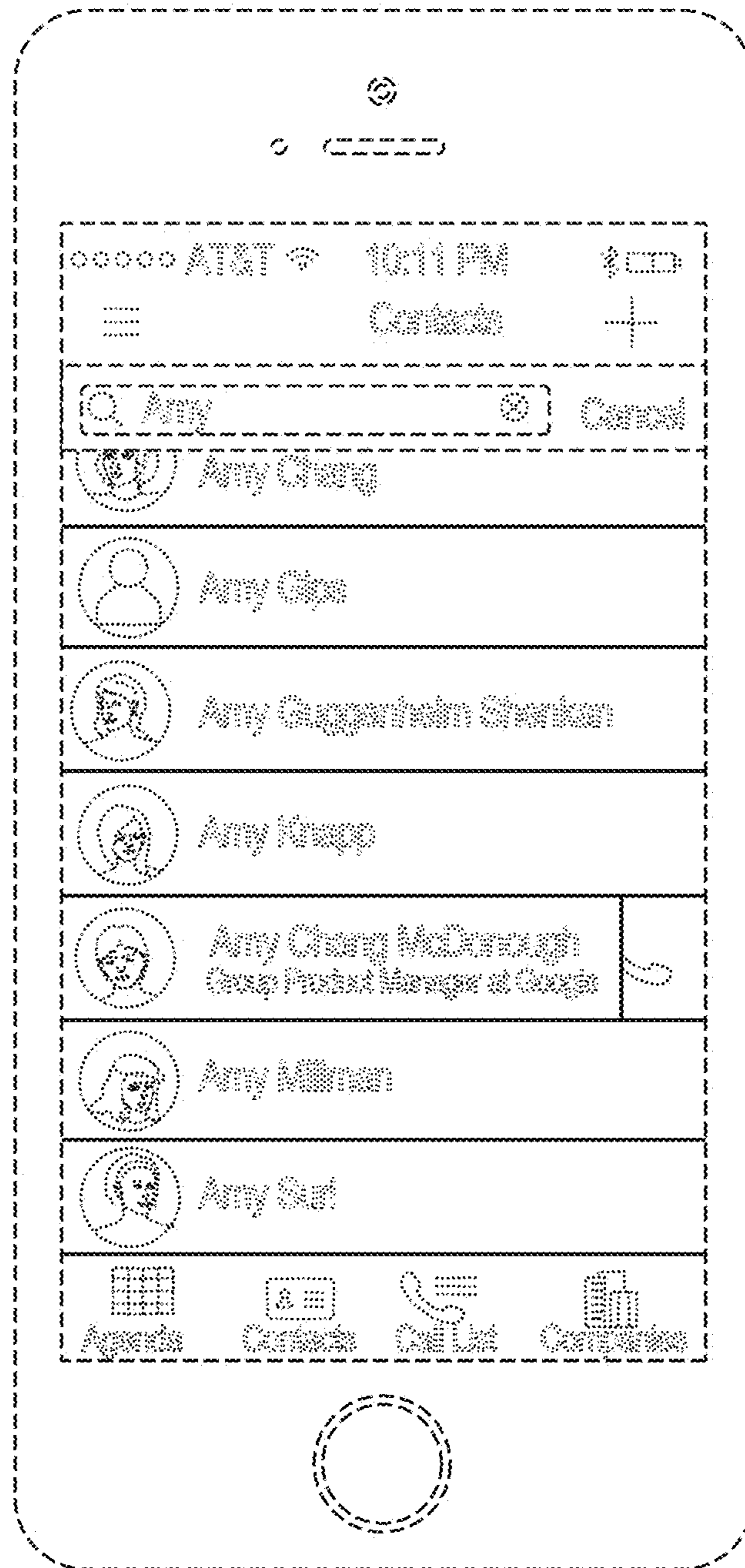


FIG. 9

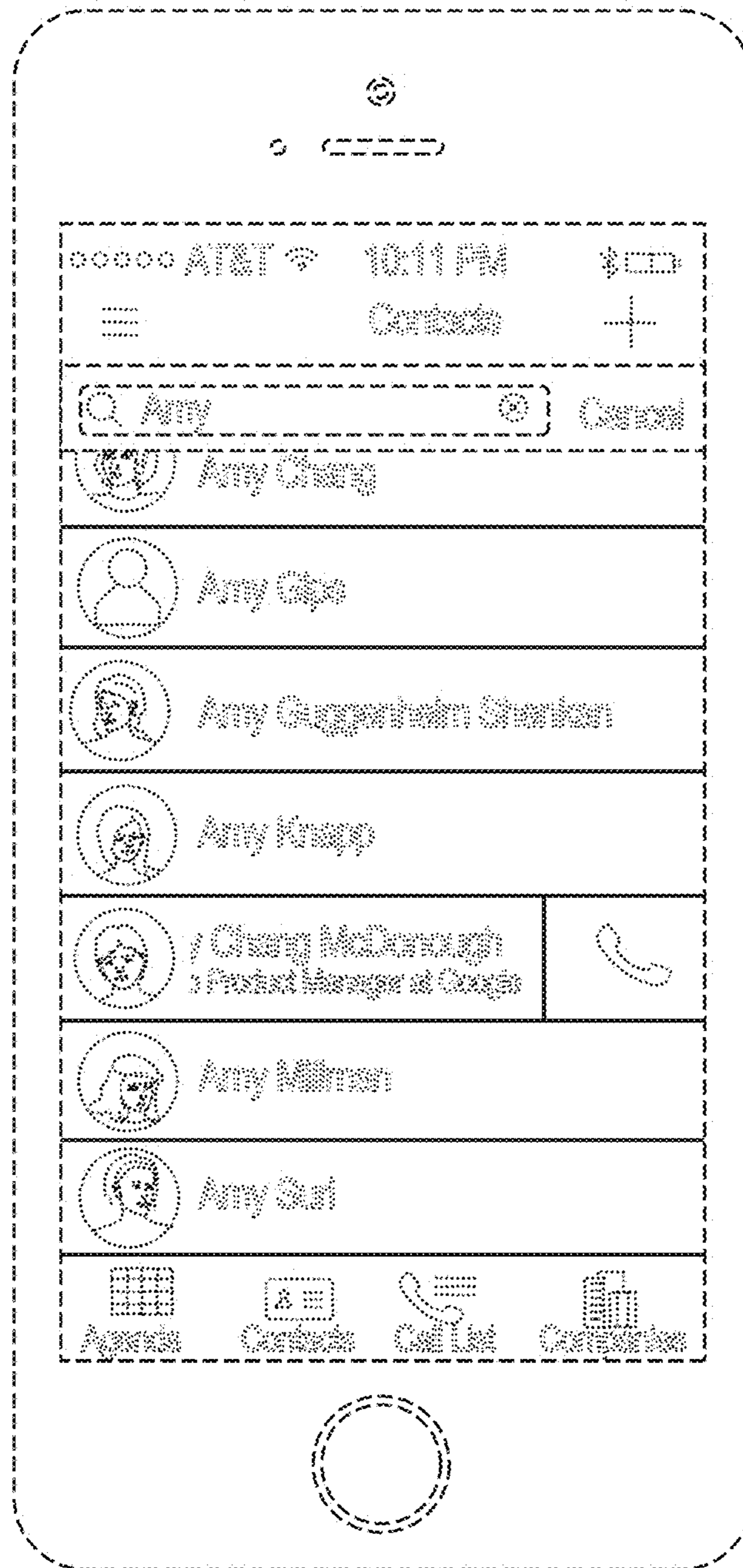


FIG. 10




FIG. 11

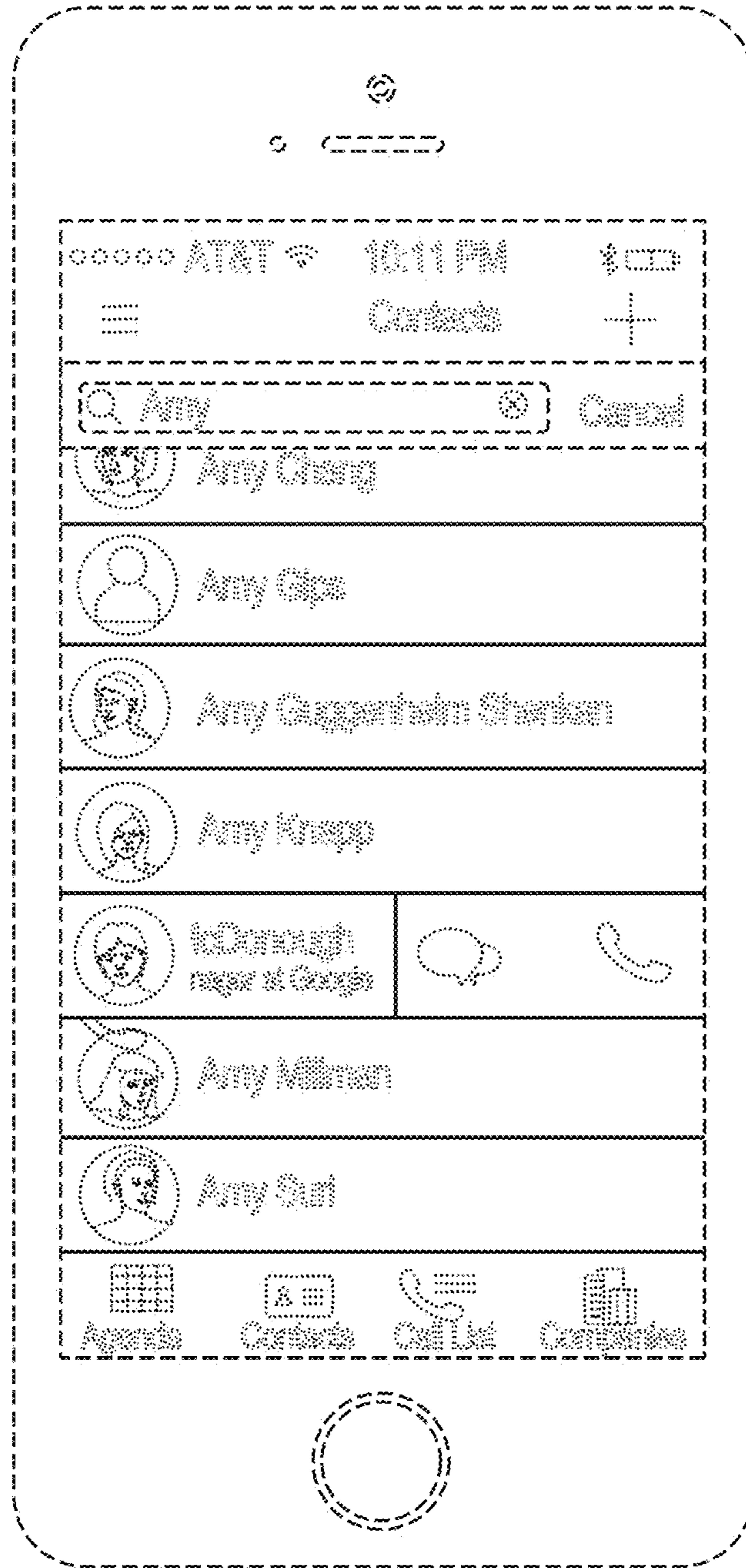


FIG. 12




FIG. 13

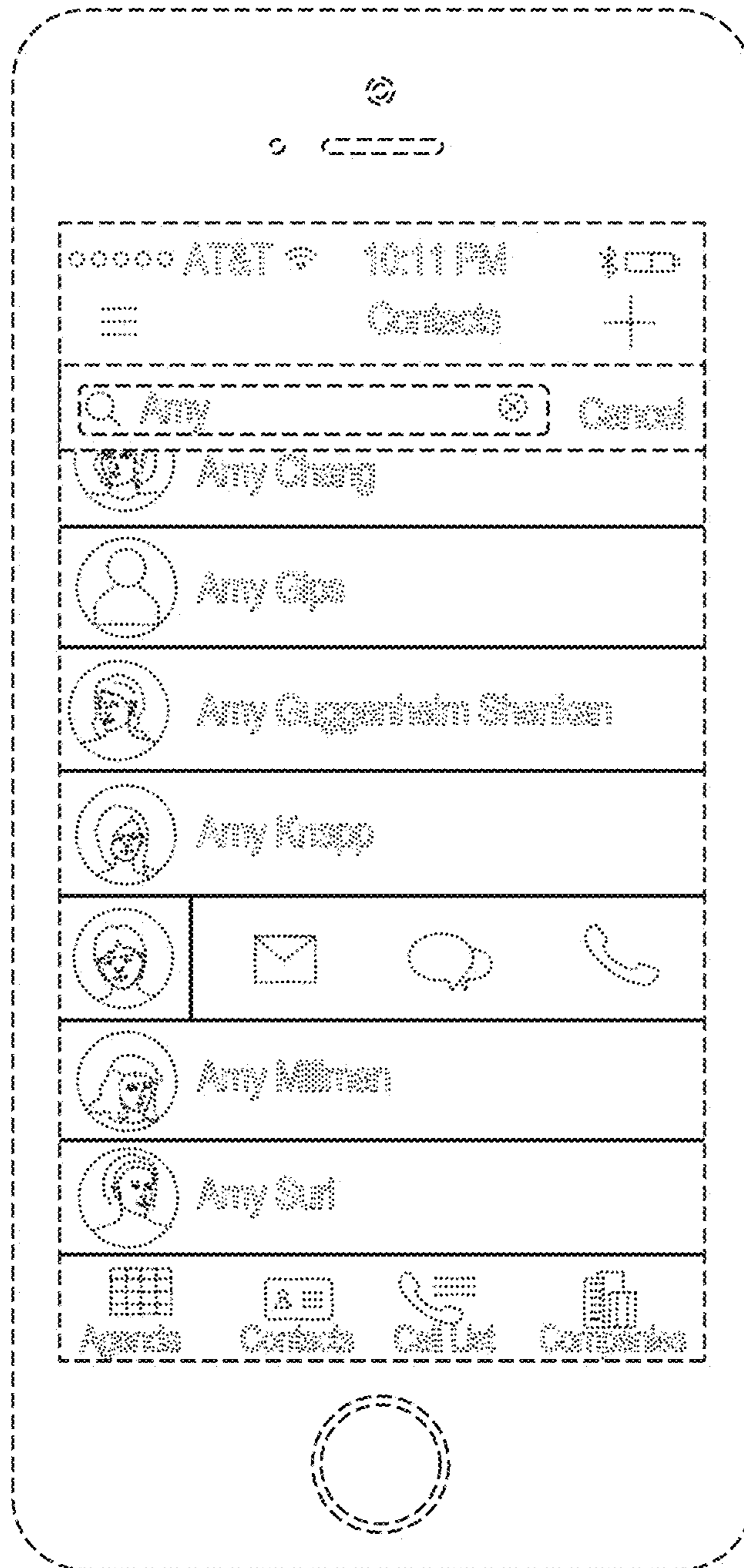


FIG. 14